

# SEPHRA®

CHOCOLATE : DONUTS : CRÊPES : WAFFLES : POPCORN

PRODUCT BROCHURE  
RELEASE DATE 2019 VERSION 1.1

SEPHRA HOUSE, DENBURN ROAD,  
KIRKCALDY, FIFE, SCOTLAND, UK, KY1 2BJ

TELEPHONE: +44 (0)1592 656 737

[WWW.SEPHRA.CO.UK](http://WWW.SEPHRA.CO.UK)

EMAIL: [INFO@SEPHRA.CO.UK](mailto:INFO@SEPHRA.CO.UK)



# ABOUT SEPHRA


Established in 2003, Sephra is the worlds most trusted provider of high quality fun food catering equipment, ingredients and supplies. A truly International business with its head office in Scotland, Sephra offer a complete global solution by utilising a network of skilled and professional distributors. We offer a wide range of exciting innovative products including our world-renowned Chocolate Fondue Fountains, as well as equipment and ingredients for the preparation of crepes, waffles, popcorn, donuts and candy floss. Sephra provide catering businesses such as restaurants, hotels, cafés and events companies reliable high-quality concepts, backed up with knowledgeable pre and post sale technical support.

## SEPHRA INNOVATION

With our experienced award-winning development team, we can bring inspired catering ideas from initial concept through to engineering design, manufacturing, testing and marketing. Private labeling solutions can also be offered on many of our lines as well as bespoke product development.

## TRAINING AND SUPPORT

Our exciting range of food concepts can be adopted and combined to create unique, profitable and sustainable food service businesses. With our training and development kitchen facility, we pride ourselves in continual product innovation and inspiring our customers to create unique concepts through delivering ongoing advice, training and support.







# TABLE OF CONTENTS

ABOUT SEPHRA	2
TABLE OF CONTENTS	4
COMMERCIAL FOUNTAINS	6
COMMERCIAL CHOCOLATE FOUNTAIN SPECIFICATIONS	7
CASCADE CHOCOLATE FOUNTAIN	8
SERVICING KITS, SPARES & WIND/SNEEZE GUARDS	9
CHOCOLATE FOUNTAIN DISPLAYS	10
DOMESTIC CHOCOLATE FOUNTAINS	11
CHOCOLATE TEMPERING	12
CHOCOLATE DISPENSERS	14
CHOCOLATE MELTERS	15
BOTTLE WARMERS	16
NUTELLA CHOCOLATE & DISPENSERS	17
BELGIAN CHOCOLATE	18
COMPOUND & CHOCOLATE COLOURING	19
DRINKING CHOCOLATE	20
CONFECTIONERY	21
BELGIAN WAFFLE MAKER	22
BUBBLE WAFFLE MAKER	23
WAFFLET MAKER	24
CAKE POP MAKER	25
WAFFLE FRIES MAKER	26
ZEN WAFFLE MAKER	27
BALL WAFFLE MAKER	28
LOLLY WAFFLE MAKER	29
OTHER COMMERCIAL WAFFLE MAKERS	30
WAFFLE & PANCAKE MAKING ACCESSORIES	31
SEPHRA GLUTEN FREE MIXES	32
COMMERCIAL CREPE MAKERS	33
CREPE MAKING ACCESSORIES	34
SEPHRA SAUCES & SYRUPS	35
PACKAGING & CONSUMABLES	36
POPCORN EQUIPMENT (WARMING CABINETS)	38
POPCORN EQUIPMENT (POPPERS & SELF-SERVE MACHINE)	39
POPCORN SUPPLIES & ACCESSORIES	40
COMMERCIAL MIXERS	43
CANDY FLOSS EQUIPMENT	44
CANDY FLOSS SUPPLIES & ACCESSORIES	45
BEVERAGE FOUNTAINS	46
SEPHRA ROTARY DONUT MAKER	47

# THE WORLD'S LEADING MANUFACTURERS OF CHOCOLATE FOUNTAINS





# COMMERCIAL FOUNTAINS



## EFFICIENCY

Every aspect of a Sephra Chocolate Fountain has been designed to provide ease of use.

- QuickSet Tiers™
- Removable Bowl
- Light Weight
- High Capacity Heating Element

## RELIABILITY

“Built to Last” - Only Sephra brand Chocolate Fountains have undergone the rigors of inspection and certification by industry certification agencies.



## PROFITABILITY

A Sephra Chocolate Fountain requires less chocolate to run, fewer staff to operate and is sure to increase your bookings and per capita revenue.

## COMMERCIAL CHOCOLATE FOUNTAIN CASES

Each Sephra Commercial Chocolate Fountain comes in a case designed specifically for each model.

The high impact double walled case protects your business investment.



**SEPHRA®**

# FOUNTAIN SPECIFICATIONS



## COMMERCIAL CHOCOLATE FOUNTAINS

Since the start of Sephra in 2003, we have made it our objective to manufacture the best performing chocolate fountains in the world.

As pioneers in the chocolate fountain industry, we have dedicated ourselves to creating the highest quality, easiest to use and longest lasting chocolate fountains, all at the most affordable prices. We know our customers need professional fountains they can depend on, which is why we proudly offer the best chocolate fountain warranty and service interval in the industry.

We believe our products reputation in the marketplace now confirms our success in accomplishing our objective. Great attention to the smallest of details ensures your Sephra

chocolate fountain will serve you well for many years.

Many of the quality features are not readily seen or understood by the owner. A good example of this is our patented tier design, that makes it easy to drop the tiers onto the exact location on the centre column, and keeps them perfectly level. Our removable bowl makes our fountains much easier to clean. Whisper quiet motors make our fountains run silently yet powerfully. With an unparalleled level of experience we pride ourselves on our high standards of pre and post sales support. No matter what advice is required, we are on hand every step of the way.

PRODUCT	HEIGHT	WIDTH	MIN/MAX CHOC	CERTIFICATION	ELECTRICAL	CASE	WARRANTY	SERVICE
CF18HR - Legend	48 cm	28 cm	1.8 / 2.5 Kg	CE	230v 230w (50-60Hz)	No	1 Year	500 Hour
CF23R - Cortez	59 cm	31.5 cm	2 / 3 Kg	CE NSF ETL	230v 390w (50-60Hz)	Yes	5 Year	1500 Hour
CF27R - Aztec	68 cm	38 cm	2.7 / 5 Kg	CE NSF ETL	230v 510w (50-60Hz)	Yes	5 Year	1500 Hour
CF34R - Montezuma	86 cm	47 cm	5.4 / 10 Kg	CE NSF ETL	230v 820w (50-60Hz)	Yes	5 Year	1500 Hour
CF44R - Sephra	112 cm	47 cm	6.3 / 10 Kg	CE NSF ETL	230v 820w (50-60Hz)	Yes	5 Year	1500 Hour
CF44RC - Convertible	86/112 cm	47 cm	5.4 - 6.3 / 10 Kg	CE NSF ETL	230v 820w (50-60Hz)	Yes	5 Year	1500 Hour
CF44RC HP - Convertible	86/112 cm	47 cm	5.4 - 6.3 / 10 Kg	CE NSF ETL	230v 820w (50-60Hz)	Yes	5 Year	1500 Hour
CF54RC - Convertible	86/112/137 cm	47 cm	5.4 - 6.3 - 7.4 / 10 Kg	CE NSF ETL	230v 820w (50-60Hz)	Yes	5 Year	1500 Hour

SHIPPING	OUTER DIMENSIONS	GROSS WEIGHT	DIM WEIGHT
CF18HR - Legend	Master Carton - 2 Units - Box - 65 x 34 x 34 cm	Carton - 2 Units 14.5 Kg	15 Kg
CF23R - Cortez	Carton - 58 x 51 x 39 cm	Carton - 20 Kg	23 Kg
CF27R - Aztec	Base: 61 x 48 x 33 cm - Tier Set: 55 x 39 x 27 cm	Base: 16 kg - Tier Set: 8.3 Kg	Base: 20 kg - Tier: 12 Kg
CF34R - Montezuma	Base: 55 x 55 x 49 cm - Tier Set: 47 x 92 x 31 cm	Base: 25 kg - Tier Set: 18 Kg	Base: 30 kg - Tier: 27 Kg
CF44R - Sephra	Base: 55 x 55 x 49 cm - Tier Set: 47 x 92 x 31 cm	Base: 25 kg - Tier Set: 20 Kg	Base: 30 kg - Tier: 27 Kg
CF44RC - Convertible	Base: 55 x 55 x 49 cm - Tier Set: 47 x 92 x 31 cm	Base: 25 kg - Tier Set: 22 Kg	Base: 30 kg - Tier: 27 Kg
CF54RC - Convertible	Base: 55 x 55 x 49 cm - Tier Set: 47 x 92 x 31 cm	Base: 25 kg - Tier Set: 24 Kg	Base: 30 kg - Tier: 27 Kg
Cascade Tier Set	Tier Set: 55 x 55 x 49 cm	Tier Set: 15 Kg	Tier Set: 30 Kg

# CASCADE FOUNTAIN

Add a new look to your next event with the Sephra Cascade Chocolate Fountain. Chocolate flows over 16 multi-tiered tipped cups to radiate that WOW factor.

The Cascade Tierset is compatible with the Sephra CF34/44" Convertible and the Sephra CF44R Chocolate Fountains.

The Cascade Tierset is also sold separately so you can easily interchange Tiersets, adding a new dimension to the 34/44" Fountain you already own.

## CF44R Cascade Tierset

- Three Cascade Tiers (Numbered for clarity)
- One Cylinder seal
- One Cascade Crown
- Includes custom carry case

## CF34/44R Cascade Tierset

- Four Cascade Tiers (Numbered for clarity)
- Two Cylinder seals
- One Cascade Crown
- Includes custom carry case



## Cascade Tierset Case





# SEPHRA SERVICING KITS & SPARES

PRODUCT	INCLUDES	WARRANTY
CF23R Stabiliser	One Stabiliser	1 Year
CF27R Stabiliser	One Stabiliser	1 Year
CF34/44R Stabiliser	One Stabiliser	1 Year
		SERVICE INTERVAL
CF18HR Servicing Kit	2 Bearings, 2 Seals, 1 Square Driver Shaft, 1 Cross Pin, 1 Grub Screw	500 Hour
CF23/27R Servicing Kit	2 Bearings, 2 Seals, 1 Square Driver Shaft, 1 Teflon Washer, 1 Gasket	1500 Hour
CF34/44R Servicing Kit	2 Bearings, 2 Seals, 1 Square Driver Shaft, 1 Teflon Washer, 1 Gasket	1500 Hour
CF34/44 Servicing Kit - Fixed	2 Bearings, 2 Seals, 1 Cylindrical Driver Shaft	500 Hour
		SPECIFICATIONS
Sephra Select 16" Tier Set	Plastic Crown, Cylinder and Tiers (2) and Auger. Dishwasher Safe	910g
Sephra Classic 18" Tier Set	Plastic Crown, Cylinder and Tiers (2) and Auger. Dishwasher Safe	910g
Sephra Legend/Classic Tier Set	Stainless Steel Crown, Cylinder, Tiers (2) Plastic Auger. Dishwasher Safe	1.36 Kg

A FULL LIST OF SPARE PARTS ARE AVAILABLE ON REQUEST. WE STOCK ALL COMPONENTS FOR OUR FOUNTAIN RANGE.

## FOUNTAIN SNEEZE WIND GUARDS



CF23R Sneeze / Wind Guard



CF27R Sneeze / Wind Guard



CF34 Sneeze / Wind Guard



CF34/44R Sneeze / Wind Guard

Our sneeze/wind guards are made from clear acrylic, allowing the same high impact image of curtaining chocolate, whilst providing 360 degrees of protection from the wind, airborne contamination and insects. Whether you are looking to keep contaminants (such as dust, insects and fingers)

from the chocolate, or to protect against wind during outdoor events, these accessories provide the perfect solution. All Sephra sneeze/wind guards are fitted with hinges and a clear acrylic removable door; this allows access to use your fountains easily and effectively.

PRODUCT	HEIGHT	WIDTH	INTERNAL	WARRANTY	MATERIALS
CF23R - Sneeze / Wind Guard	42 cm	37 cm	28.5 cm	1 Year	Acrylic
CF27R - Sneeze / Wind Guard	59 cm	37 cm	28.5 cm	1 Year	Acrylic
CF34/44R - Sneeze / Wind Guard	89 cm	46 cm	39 cm	1 Year	Acrylic

SHIPPING	OUTER DIMENSIONS	GROSS WEIGHT	DIM WEIGHT
CF23R - Sneeze / Wind Guard	Carton: 30 x 41 x 51 cm	One Carton: 6.5 Kg	Carton: 12.5 Kg
CF27R - Sneeze / Wind Guard	Carton: 30 x 41 x 60 cm	One Carton: 7.4 Kg	Carton: 14.7 Kg
CF34/44R - Sneeze / Wind Guard	Carton: 51 x 33 x 97 cm	One Carton: 12.8 Kg	Carton: 33 Kg

# CHOCOLATE FOUNTAIN **DISPLAYS**



Surround available for CF23R, CF27R, CF34R and CF44R Sizes

- Made in UK from heavy-duty food grade polypropylene.
- Welded so will not crack easily on impact.
- Colour changing light emitting diode (LED) system.
- Remote controlled
- Soft carry case Included (excluding the Twin Surround)

Illuminated Surround Case



Twin Surround Suitable for: CF18HR, CF23R, CF27R Fountains

## FOUNTAIN **TOPPER**

Add something special to your Sephra 34 / 44 / 54" Commercial Chocolate Fountain. Our Toppers allow you to creatively and professionally decorate your Fountain with flowers\*, figurines or any object. Magnetic objects can also be used on the Topper - the possibilities are endless.

\*Flowers / Fruits are not included with the Fountain Topper.



PRODUCT	HEIGHT	WIDTH	DEPTH	INTERNAL	CASE	WARRANTY	MATERIALS	ELECTRICAL
Twin Surround	25 cm	115 cm	62.5 cm	28.5 cm	No	1 Year	Polypropylene	230v - 50w (50-60Hz)
CF23/27R - Surround	27 cm	80 cm	-	28.5 cm	Yes	1 Year	Polypropylene	230v - 50w (50-60Hz)
CF34/44R - Surround	26 cm	109 cm	-	39 cm	Yes	1 Year	Polypropylene	230v - 50w (50-60Hz)
Fruit Spike	64 cm	30.5 cm	-	N/A	No	1 Year	Glass/Stainless Steel	N/A
CF34/44R Fountain Topper	N/A	N/A	-	N/A	No	1 Year	Stainless Steel	N/A

SHIPPING	OUTER DIMENSIONS	GROSS WEIGHT	DIM WEIGHT
Twin Surround	Carton: 65 x 29 x 117 cm	One Carton: 14 Kg	Carton: 43 Kg
CF23/27R - Surround	Carton 1 & 2: 53 x 29 x 33 cm	Two Cartons: 20 Kg	Carton: 29 Kg - Carton 2: 29 Kg
CF34/44R - Surround	Carton 1 & 2: 61 x 29 x 117 cm	Two Cartons: 30 Kg	Carton: 43 Kg - Carton 2: 43 Kg
Fruit Spike	Carton 60 x 40 x 12 cm	Carton 6Kg	Carton 6Kg
CF34/44R Fountain Topper	Carton 11 x 11 x 11 cm	Carton 500g	Carton 500g

# DOMESTIC FOUNTAINS



Sephra Premier



Sephra Select



Sephra Classic

## SEPHRA FOUNTAINS ARE PERFECT WITH A VARIETY OF FUN FONDUES!

Sephra Domestic Fondue Fountains are the ultimate accessories for every Fondue lover and home entertainer. Elegant styling, dishwasher safe parts, and a WhisperQuiet™ motor make these Domestic Chocolate Fountains a perfect addition to any special occasion. The removable stainless steel basin and QuickSet™ tiers allow for a quick and easy set up and clean up, and has 4 temperature settings.

## SEPHRA PREMIER - OUR NEW IMPROVED HOME CHOCOLATE FOUNTAIN

The Sephra Premier Home Chocolate Fountain is ideal as a gift or for use at parties and celebrations. The Premier was designed to meet the lower price band that the market demands, but with a higher quality of other products at this price point. The Premier stands 41cm tall with a capacity of 1Kg. It will serve approximately twelve people.

## SEPHRA SELECT - CF16E - THE LITTLE BROTHER OF SEPHRA'S LARGER MODELS

Sephra's 16" Select Home Chocolate Fountain is ideal for a slightly larger gathering. Creating a real statement with a beautiful brushed stainless steel base, this fountain sets its self above the cheaper home fountain models. The heated basin allows you to melt the chocolate in the fountain, and the QuickSet™ tier system and dishwasher safe parts make set up and cleaning a breeze.

## SEPHRA CLASSIC - CF18E - HOLDS THE MOST OF ALL THE HOME FOUNTAINS

Sephra's 18" Classic Fountain is the largest of our domestic chocolate fountains, making it the most dramatic home fountain. The Sephra Classic chocolate fountain is sure to make a statement with its elegant styling. The QuickSet™ tiers and dishwasher safe parts allow for quick set-up and clean-up. Each Classic comes with six metal fondue skewers, and a fondue testing funnel to create your own fondues.

PRODUCT	HEIGHT	WIDTH	MIN CHOC	MAX CHOC	ELECTRICAL	WARRANTY	CERTIFICATION
Sephra Premier	48 x 50 x 62 cm	21.5 cm	800g	1 Kg	230v - 240w (50-60Hz)	1 Year	CE/ROHS
CF16E - Select	55 x 50 x 72 cm	23 cm	1 Kg	1.8 Kg	230v - 180w (50-60Hz)	1 Year	CE/ROHS
CF18E - Classic	54 x 33 x 12 cm	28 cm	1.8 Kg	2.5 Kg	230v - 230w (50-60Hz)	1 Year	CE/ROHS

SHIPPING	OUTER DIMENSIONS	GROSS WEIGHT	DIM WEIGHT	PALLET QUANTITY
Sephra Premier	Carton: 49 x 79 x 25 cm	Carton: 6 Units - 14.4 Kg	Carton: 19 Kg	12 Cases (72 Units)
CF16E - Select	Carton: 56 x 56 x 38 cm	Carton: 4 Units - 15 Kg	Carton: 23 Kg	14 Cases (56 Units)
CF18E - Classic	Carton: 65 x 34 x 34 cm	Carton: 2 Units - 9.9 Kg	Carton: 15 Kg	27 Cases (54 Units)



# CHOCOLATE TEMPERING



5.5/11 Kg Tabletop Chocolate Tempering Machine

## TABLETOP TEMPERING

Sephra's innovative Tabletop Chocolate Tempering Machines are ideal for ice-cream parlours and restaurants. Perfect machines for any chocolate confectionery business in need of glossy melted chocolate. The machines strengths are represented by their touch screen technology and stainless steel frame for easy cleaning, solidity and a sleek design. Tempering chocolate is an essential step for making smooth, glossy, evenly colored coating for your dipped chocolates. Tempering prevents the dull grayish color and waxy texture that happens when the cocoa fat separates out. Tempered chocolate produces a crisp, satisfying snap when you bite into it.

## VIBRATING TABLES

Vibrating tables are an essential accessory for taking advantage of the potential of your tempering machine. Used to shake your chocolate moulds to remove trapped air bubbles and insure a uniformed layer of chocolate throughout your mould. Available for both the 5.5Kg and 11Kg machines.



## ENROBING BELTS

The Tabletop Tempering Machines can be supplied with an Enrobing Belt: perfect for coating biscuits, nuts, honeycomb and other sugared confectionery. Normally only available on higher volume models these models are a highly versatile. Split into three sections: a loading area, a coating area (blowing, vibrating and finishing system) and an unloading area.

PRODUCT	DIMENSIONS	ELECTRICAL	CAPACITY	THERMOSTAT	WARRANTY	CERTIFICATION
5.5 Kg Tabletop Tempering Machine	48 x 50 x 62 cm	230v - 85w (50-60Hz)	5.5 Kg	0 - 60°C	1 Year	CE
11 Kg Tabletop Tempering Machine	55 x 50 x 72 cm	230v - 200w (50-60Hz)	11 Kg	0 - 60°C	1 Year	CE
Vibrating Table for 5.5Kg and 11Kg	54 x 33 x 12 cm	230v - 1.3 kw (50-60Hz)	N/A	0 - 60°C	1 Year	CE
Enrobing Belt for 11Kg	50.5 x 72 x 154 cm	380-400v - 2.5 kw (50-60Hz)	12 Kg	0 - 50°C	1 Year	CE

SHIPPING	OUTER DIMENSIONS	GROSS WEIGHT	DIM WEIGHT
5.5 Kg Tabletop Tempering Machine	Carton 70 x 60 x 67 cm	Carton 65 Kg	Carton 65 Kg
11 Kg Tabletop Tempering Machine	Carton: 70 x 60 x 67 cm	Carton: 76 Kg	Carton: 76 Kg
Vibrating Table with 5.5Kg or 11Kg	Carton 70 x 60 x 67 cm	Carton: 75Kg (5.5Kg) - 86 Kg (11 Kg)	Carton: 75Kg (5.5Kg) - 86 Kg (11 Kg)
Enrobing Belt for 11Kg	Carton: 122 x 80 x 87 cm	Carton: 77 Kg	Carton: 169.5 Kg

# CHOCOLATE TEMPERING

 MANUFACTURED  
IN ITALY



12Kg Tempering Machine



Double Tempering Machine



## VIBRATING TABLES

Included as standard on the Double Tempering Machine and available as an accessory for both the 12Kg and 24Kg models. Saving your time and effort by eliminating the need to hand tap your moulds, an essential accessory when producing this volume of chocolates.

## ENROBING BELTS

Like the smaller version for the table top machine this model is split into 3 sections. The first loading area is precisely controlled allowing the user to accurately place the product for optimum coating. The central coating area, the product is coated with chocolate and finished to a high standard. This section incorporates an adjustable air blower and which along with the vibration of the mesh belt ensuring a uniform coating. The third unloading section includes a rotating parchment paper belt allowing easy and efficient removal.



24Kg Tempering Machine with Enrobing Belt

PRODUCT	DIMENSIONS	ELECTRICAL	CAPACITY	THERMOSTAT	WARRANTY	CERTIFICATION
12 Kg Tempering Machine	50.5 x 72 x 154 cm	380-400v - 2.5 kw (50-60Hz)	12 Kg	0 - 50°C	1 Year	CE
24 Kg Tempering Machine	62 x 84 x 154 cm	380-400v - 3.0 kw (50-60Hz)	24 Kg	0 - 50°C	1 Year	CE
Double Tempering Machine	78 x 52 x 136 cm	220v - 3.5kw (50-60Hz)	5.5/11Kg	0 - 50°C	1 Year	CE
12 Kg Heated Vibrating Table	80 x 37 x 11 cm	380v - 2.6 kw (50-60Hz)	12 Kg	0 - 50°C	1 Year	CE
24 Kg Heated Vibrating Table	91 x 48 x 11 cm	380v - 3.0 kw (50-60Hz)	24 Kg	0 - 50°C	1 Year	CE
24 Kg Enrobing Belt	179 x 55 x 115 mm	230v - 0.95 kw (50-60Hz)	N/A	N/A	1 Year	CE

SHIPPING	OUTER DIMENSIONS	GROSS WEIGHT	DIM WEIGHT
12 Kg Tempering Machine	Carton: 90 x 63 x 175 cm	Carton: 157 Kg	Carton: 198 Kg
24 Kg Tempering Machine	Carton: 103 x 83 x 175 cm	Carton: 178 Kg	Carton: 299 Kg

# CHOCOLATE DISPENSERS

 MANUFACTURED  
IN ITALY



ChocoHot One



ChocoHot Two

**ChocoHot Chocolate Dispensers** were invented specifically for cake, ice cream and chocolate shops. They attract the attention of customers thanks to their stylish design, and can be used to top ice cream cones and tubs, fill cups with hot chocolate drinks and make pretty decorations etc. You can personalise them by choosing different nozzles, each with a distinctive effect. Nozzles can be changed in just a few seconds, for a different chocolate impact, and to ensure clients have a varied and interesting experience in your shop. Encased in stainless steel with a pedal to control the chocolate flow with reversible and removable screw conveyor to make it easy to clean.

## SPECIFICATIONS

ChocoHot One: Capacity of the bowl: 5.5 Kg, Voltage: 110/240V, Power: 0.95 Kw, Weight: 37 Kg, Dimension: 48 x 46 x h78 cm

ChocoHot Two: Capacity of the bowl: 5.5 Kg (x2), Voltage: 110/240V, Power: 1.90 Kw, Weight: 65 Kg, Dimension: 74 x 46 x h78 cm



14.I.CHOCOHOT1



14.I.CHOCOHOT2



14.I.CHOCOHOT3



14.I.CHOCOHOT4



14.I.CHOCOHOT5

ChocoHot nozzles can be changed in just a few seconds ensuring clients have a varied and interesting experience.

## MOBILE COUNTER

A bespoke Mobile Counter is available for the ChocoHot One and ChocoHot Two dispensers to add a touch of style to your presentation.

The ChocoHot Dispenser Mobile Counters are available in the following colours (max 2 colours together):

White - Black - Steel Grey - Light Wood - Dark Wood.

ChocoHot Counter Rings are available separately if you wish to an existing shop counter top.



Counter Rings for ChocoHot One and ChocoHot Two are available for installation into your own counter.



Mobile Counter for ChocoHot One and ChocoHot Two



# CHOCOLATE MELTERS

 MANUFACTURED  
IN ITALY



1.5 Ltr Chocolate Melter



2 x 1.5 Ltr Chocolate Melter



3 x 0.8 Ltr Chocolate Melter

Sephra stock a range of high quality chocolate melters. The dry heat system warms the base and sides of the container to melt your chocolate and hold it at an evenly distributed temperature. A chocolate melter will add an extra dimension to your business, enabling you to dip or drizzle fresh fruit, waffles or pastry items in smooth melted chocolate.

PRODUCT	DIMENSIONS	ELECTRICAL	CAPACITY	THERMOSTAT	WARRANTY	CERTIFICATION
3 x 0.8 Ltr Chocolate Melter	38 x 23 x 13 cm	230v - 90w (50-60Hz)	3 x 0.8 Ltr	0 - 50°C	1 Year	CE
1.5 Ltr Chocolate Melter	26 x 20 x 13 cm	230v - 80w (50-60Hz)	1.5 Ltr	0 - 50°C	1 Year	CE
2x 1.5 Ltr Chocolate Melter	40.5 x 26 x 14 cm	230v - 160w (50-60Hz)	2 x 1.5 Ltr	0 - 50°C	1 Year	CE
3.5 Ltr Chocolate Melter	39 x 21 x 13 cm	230v - 80w (50-60Hz)	3.5 Ltr	0 - 50°C	1 Year	CE
9 Ltr Chocolate Melter	41 x 36 x 13 cm	230v - 200w (50-60Hz)	9 Ltr	0 - 50°C	1 Year	CE

SHIPPING	OUTER DIMENSIONS	GROSS WEIGHT	DIM WEIGHT
3 x 0.8 Ltr Chocolate Melter	Carton: 48 x 31 x 18 cm	Carton: 2.9 Kg	Carton: 5.3 Kg
1.5 Ltr Chocolate Melter	Carton: 34 x 31 x 18 cm	Carton: 4 Kg	Carton: 4 Kg
2 x 1.5 Ltr Chocolate Melter	Carton 48 x 31 x 18 cm	Carton 6 Kg	Carton 3 Kg
3.5 Ltr Chocolate Melter	Carton: 48 x 31 x 18 cm	Carton: 2.9 Kg	Carton: 5.5 Kg
9 Ltr Chocolate Melter	Carton: 54 x 46 x 18 cm	Carton: 6.6 Kg	Carton: 9.5 Kg

## CHOCOPOT ONE AND TWO

ChocoPot is a chocolate melter conceived and designed to melt chocolate and keep it at a stable temperature. A removable bowl is fitted into each ChocoPot to hold chocolate, sauces, icing, and creams for coating ice-cream bars, for topping and decorating artisanal ice-cream as well as soft ice-cream, frozen yogurt, etc.

**ChocoPot ONE and TWO features:** Capacity: 7 L, Container height: 25 cm, perfect to fully dip products, Removable stainless steel container; Dry (no water) heating system at both the bottom and sides to guarantee an even temperature, Analogue thermostat to adjust temperature.



ChocoPot ONE



ChocoPot TWO

# BOTTLE WARMERS



Sephra sauce & chocolate bottle warmers keep toppings warm for easier crêpes, waffles, ice cream coating and come with a 3 spouts head 1Ltr bottle.

## SPECIFICATIONS

- Stainless steel frame
- Thermostatic control from 0 to 90 °C (ambient to 190°F)
- On/Off switch
- Power supply lead for 230V ~ prise 16 amp socket

## SINGLE BOTTLE WARMER SPECIFICATIONS

Power: 185 W

Voltage: 220 - 240 V

Weight: 2.5 Kg

Dimensions: 220mm x 160mm x 200mm

## DOUBLE BOTTLE WARMER SPECIFICATIONS

Power: 370 W

Voltage: 220 - 240 V

Weight: 3.8 Kg

Dimensions: 220mm x 270mm x 200mm

## TRIPLE BOTTLE WARMER SPECIFICATIONS

Power: 560 W

Voltage: 220 - 240 V

Weight: 5.3 Kg

Dimensions: 220mm x 400mm x 200mm



Single Bottle Warmer



Double Bottle Warmer



Triple Bottle Warmer

## 32OZ FIFO BOTTLE



- Fast Dispensing
- Easy to Clean and Fill. Wide-mouth opening at both ends.
- Capable of dispensing particulates up to 1/8" inch.
- Proper food Rotation, First-In Sauce is the First-Out
- Medium Valves are ideal for a wide range of sauce viscosities.
- Available in cases of six.
- NSF approved with patent protected non-drip valve.
- Fits all Sephra Bottle Warmers.

Bottle Dimensions:

Bottle diameter: 3.43" (8.7cm)

Bottle height: 8.25" (21cm)

# NUTELLA CHOCOLATE



## NUTELLA HAZELNUT SPREAD 3KG



Nutella 3Kg Tub

The 3kg catering tub is perfect for the foodservice industry. Nutella® Hazelnut Spread is the ideal topping for waffles, crêpes, ice cream and deserts. The round tub is specifically designed to be efficient and eradicate waste.

The secret is its special recipe, with selected ingredients that give Nutella® its unique taste. The combination of hazelnuts and cocoa gives it the renowned signature flavour which is popular across the world. Ferrero only use the freshest raw materials from sustainable sources with the greatest attention to quality.

Free from artificial colours and preservatives.  
Suitable for vegetarians.

## NUTELLA DISPENSERS

This range of dispensers are specifically designed to work with the Nutella® catering 3kg tubs. This innovative solution will allow you to serve Nutella® directly from the tub in a clean and efficient way. These dispensers will speed up service, reduce wastage and improve portion control. Made from stainless steel the dispensers are perfect for desert lounges, creperies, kiosks, ice cream parlours, cafés, restaurants and hotels.

NB. The recommended operating temperature of the standard dispenser is above 20°. If the ambient temperature is below this we recommend the heated version.



Standard Dispenser



Heated Dispenser



# SEPHRA CHOCOLATE

 MANUFACTURED  
IN BELGIUM



Sephra 907g Milk Belgian Chocolate

Sephra 907g Dark Belgian Chocolate

Sephra 907g White Belgian Chocolate

## SEPHRA BELGIAN COUVERTURE CHOCOLATE

Sephra Belgian Chocolate is not only ideal for use in Fondue Fountains, but is equally suitable for cooking, baking and dessert making. The industry standard and best Fountain Ready Belgian Chocolate, available in 907g, 2.5Kg, 10Kg bags and Milk, Dark and White varieties. Our chocolate runs perfectly in chocolate fondue fountains without the addition of oil or cocoa butter. A wonderful blend of the finest ingredients creates a lovely aroma and smooth flavour.

**Cocoa Content:** Milk 37.2%, Dark 59.9%, White 31.3%.

## SEPHRA PREMIUM UK CHOCOLATE

Sephra Premium Chocolate is produced in the UK to the highest standards. Packaged in bulk 10Kg boxes available in Milk, Dark and White flavours. These delicious chocolate buttons are perfect for all dessert and baking applications and offers a great cost effective alternative to our Belgian range.

**Cocoa Content:** Milk 36.8%, Dark 59.7%, White 24.8%

## SEPHRA 100% PURE COCOA POWDER

Sephra's premium Cocoa Powder is 100% pure Cocoa and is supplied in convenient 1 Kg bags. It has 22 – 24% fat which is almost twice the amount of regular Cocoa Powder giving a higher quality premium flavour that your customer will definitely thank you for.

**Applications include:** Baking, Milkshakes, Frosting, Sauces and Ice Cream production.

**Fat Content:** 22/24%



Sephra 100% Pure Cocoa Powder

PRODUCT	CASE DIMENSIONS	CASE QUANTITY	CASE WEIGHT	PALLET QUANTITY
Sephra Belgian Chocolate 907g	53 x 28 x 30 cm	22 x 907g	20 Kg	660 x 907g Bags
Sephra Belgian Chocolate 2.5Kg	53 x 28 x 30 cm	8 x 2.5 Kg	20 Kg	240 x 2.5 Kg Bags
Sephra Belgian Chocolate 10Kg	53 x 28 x 30 cm	2 x 10 Kg	20 Kg	60 x 10 Kg Bags
Sephra Premium UK Chocolate	39 x 29 x 34 cm	1 x 10 Kg	10 Kg	40 x 10 Kg Boxes
Sephra 100% Pure Cocoa Powder	37 x 29 x 20 cm	6 x 1 Kg	6 Kg	384 x 1 Kg Bags

# COMPOUND CHOCOLATE



## SEPHRA MILK CHOCOLATE FLAVOURED FOUNTAIN READY BUTTONS

Our Milk Chocolate Flavoured Fountain Ready Buttons are perfect for baking, cooking, moulding and using in chocolate fountains without adding any further oil or cocoa butter. Supplied in button form they are easy to melt and use. The main difference between these Compound Chocolates and our Couverture Belgian range is that the fat used in production is vegetable based instead of cocoa butter based, meaning we can supply it at a reduced price, yet the quality and taste of the product is still fantastic and a great cost-effective solution. Compound does not require to be tempered in order for it to go shiny and hard as per a couverture chocolate making it easy for enrobing and coating.

Cocoa Content: Milk 10-12%

PRODUCT	CASE DIMENSIONS	CASE QUANTITY	CASE WEIGHT	PALLET QUANTITY
Sephra Milk Fondue (Made in UK)	39 x 29 x 35 cm	1 x 20 Kg	20 Kg	40 x 20 Kg Cases

## SEPHRA CHOCOLATE COLOURING

Chocolate doesn't have to be brown and white! Add chocolate colouring to your white chocolate to create a curtain of beautifully coloured fondue, with the same great taste. A brilliant idea for themed events, such as a birthdays (baby pink or blue) Halloween (red or green) or national holidays. The quantity or colouring required will completely depend on how deep a colour you are trying to achieve. Two bottles of colouring may be needed to create a dense, bright colour within 10 Kg of chocolate.



2oz Oil based Chocolate Colouring





# DRINKING CHOCOLATE



## HOT DRINKING CHOCOLATE



Sephra luxury drinking chocolate is made from 100% Ground finest Belgian chocolate. Perfectly soluble in hot dairy and non-dairy milks, Sephra Belgian Hot Drinking Chocolate combines the wealth of authentic and overwhelming chocolate taste convenient when serving in busy cafés and restaurants. Sephra's drinking chocolate effortlessly creates a wonderfully frothy cup of pure indulgence when steamed together with milk or mixed in a Sephra Hot Drinking Chocolate Dispenser.

- Available in 1kg bags of Dark, Milk and White Belgian flavours.
- 16 bags per outer case of 53cm x 28cm 30cm
- gross weight: 16Kg
- 30 x 200ml servings per 1kg bag

## CHOCOLATE DISPENSERS

The Sephra 5L Hot Chocolate Dispenser, in Black, Stainless Steel or Gold, is a convenient and reliable machine perfect for heating, mixing and dispensing hot drinking chocolate. Used in combination with Sephra's Luxury Belgian Drinking Chocolate you can create delicious hot chocolate drinks with a full-bodied, rich taste in a simple and efficient way.

### SPECIFICATIONS

Wattage: 1100watt, Capacity: 5 Litre, 1 Year Warranty, Certification: CE, NSF, ETL, Removable Bowl/Drum for easy cleaning, Easy to Clean Spigot (Faucet), Net Weight 7.2Kg, Adjustable Thermostat up to 85°C  
Machine Dimensions: 39 x 24 x 32 cm





# SEPHRA CONFECTIONERY

Sephra's new improved recipe **Luxury Fudge**, available in large and mini pieces, is soft, delightfully smooth and rich. Each piece giving you a burst of sweetness that compliments Sephra's Fountain Ready Belgian Chocolate.



Sephra 180g & 2Kg Large Luxury Fudge



Sephra 2Kg Mini Luxury Fudge Pieces



Sephra 200g & 1Kg Marshmallows



Sephra 1Kg Mini Marshmallows

Sephra **Marshmallows**, in large chunky barbeque style and mini varieties, are halal approved and gluten free. Perfect for dipping in chocolate fountains or as an accompaniment to a dessert.

Sephra offer a wide range of accessories that compliments your food servings such as **Wooden and Metal Skewers, Paper Plates, Paper Trays, White Napkins** and a variety of **Disposable Packaging**.



Bamboo Skewers



Forked Skewers

PRODUCT	UNIT DIMENSIONS	UNIT	CASE QUANTITY	CASE DIMENSIONS	DIM WEIGHT	PALLET QUANTITY
Sephra Fudge 180g	11 x 11 x 4 cm	180g	55 x 180g	52 x 28 x 28 cm	9.9 Kg	50 Cases (2750 Units)
Sephra Fudge 2 Kg	19 x 19 x 12 cm	2 Kg	6 x 2 Kg	58 x 20 x 23.5 cm	12 Kg	50 Cases (300 Units)
Sephra Mini Fudge 2Kg	19 x 19 x 12 cm	2 Kg	6 x 2 Kg	58 x 20 x 23.5 cm	12 Kg	50 Cases (300 Units)
Mini Marshmallows 1 Kg	25 x 36 x 6 cm	1 Kg	4 x 1 Kg	40 x 12.5 x 59.5 cm	1 Kg	60 Cases (240 Units)
Sephra Marshmallows 200g	19.5 x 20 x 4 cm	200g	20 x 200g	40 x 12.5 x 59.5 cm	4 Kg	60 Cases (1200 Units)
Sephra Marshmallows 1 Kg	25 x 36 x 6 cm	1 Kg	4 x 1 Kg	40 x 12.5 x 59.5 cm	4 Kg	60 Cases (240 Units)
Forked Skewers	14 x 1.6 x 0.3 cm	1000	10 x 1000	31x 31 x 25 cm	6 Kg	56 Cases
Bamboo Skewers	20.5 x 0.3 x 0.3 cm	200	50 x 200	47 x 21 x 17 cm	4 Kg	77 Cases
Plastic Skewers	15.3 x 1 cm	1000	10 x 1000	33 x 40 x 63 cm	16.6 Kg	27 Cases
Paper Napkins	33 x 33 x 0.1 cm	125	16 x 125	42 x 34 x 35 cm	10 Kg	25 Cases
Paper Plates	15 x 15 x 0.2 cm	100	10 x 100	32 x 29 x 16 cm	4 Kg	84 Cases
Serving Trays	20.3 x 7.6 x 0.1 cm	500	500	25 x 19 x 8 cm	2 Kg	225 Cases

# BELGIAN WAFFLE MAKER

## NEW IMPROVED DESIGN WITH AUTOMATIC TIMER & TEMPERATURE CONTROL

The rotational waffle making system is a tried and tested method of making great waffles - every time.

With it's automatic timer & thermostat with audible alarm which tells you when your waffle is ready, it is easy to use and requires no training.

Suitable for restaurants, cafés, buffets or breakfast buffet use with customers using as a self serve option.

Simply provide cups of mix for customers to pour in to the maker, close, flip and the machine will beep when the waffle is ready.

The 180 degree left/right turning of the waffle maker plates allows for optimal distribution of the batter.

The Sephra Belgian Waffle Maker features easy to use coated plates, interchangeable with the Bubble Waffle Maker, so the waffles won't stick to the surface and can be easily removed once ready.



PRODUCT	DIMENSIONS	ELECTRICAL	CERTIFICATION	WARRANTY
Belgian Waffle Maker (Auto)	20 x 48 x 26 cm	230v - 1.5kw (50-60Hz)	CE - ROHS	1 Year

SHIPPING	OUTER DIMENSIONS	GROSS WEIGHT	DIM WEIGHT
Belgian Waffle Maker (Auto)	Carton: 52 x 35 x 32 cm	Carton: 12 Kg	Carton: 12 Kg





# BUBBLE WAFFLE MAKER

The Bubble Waffle, also known as Hong Kong Egg Waffle, was originally conceived in Hong Kong and is now a craze that is taking the world by storm. The filling options are endless, choose from strawberries, raspberries, cream, chocolate sauce, Nutella, banana, salted caramel sauce, ice cream and gelato to name but a few fabulous combinations. The Bubble Waffle batter is made using a simple to use add water only Sephra mix and is available in convenient 3Kg bags.

## Bubble Waffle Maker Specifications

- Stainless Steel Casing
- Aluminium Coated Baking Plates featuring non-stick coating
- Interchangeable Plates with Wafflet & Belgian Waffle Maker
- 180° left/right turning for optimal dough distribution
- Automatic Digital Timer (timer starts when rotated)
- Automatic Thermostat
- CE CERTIFIED
- 230V / 1.5Kw
- 1 Year Limited Warranty
- Net Weight 12Kg



## BUBBLE WAFFLE ACCESSORIES

Sephra Bubble Waffle Pocket available in packs of 50. 18 Packs per case.

Sephra Bubble Waffle Pocket with stand

Sephra Bubble Waffle Cups available in sleeves of 40 and cases of 1000.



## Sephra Bubble Waffle Mix

Sephra Bubble Waffle Mix (made in the UK), comes in convenient 3Kg Bags. Available in 12kg cases containing 4 bags. All you need is water for this simple and easy recipe. 3Kg of this Bubble Waffle Mix will make approximately 30 Bubble Waffles.

# SEPHRA WAFFLET MAKER

The Sephra Wafflet Maker creates four perfectly rounded mini sized waffles. Wafflets have the same light, crispy texture and classic taste as the Belgian Waffle... only smaller. Waffles are a breakfast staple that always makes us smile and these fun sized tasty Wafflets will make a great canvas for thinking outside the box with your savoury or sweet recipes. For best results use Sephra's add water only Standard Waffle mix and our Gluten Free Waffle Mix available in convenient 3Kg bags.

## Wafflet Maker Specifications

- Stainless Steel Casing
- Aluminium Coated Baking Plates featuring non-stick coating
- Interchangeable Plates with Belgian & Bubble Waffle Maker
- 180° left/right turning for optimal dough distribution
- Stainless Steel Drip Tray
- Automatic Digital Timer (timer starts when rotated)
- Automatic Thermostat
- Pilot Light
- CE CERTIFIED
- 230V / 1.5Kw
- 200x480x260/570mm
- 1 Year Limited Warranty
- Net Weight 12Kg



Sephra Wafflet Plates can be sold separately





# CAKE POP MAKER (TWIST POP®)

 MANUFACTURED  
IN GERMANY

- Stainless Steel Casing
- Non-Stick Coated Aluminium baking plates fix mounted
- Efficient Energy Technology
- 180° Left/Right pivoting for optimal dough distribution
- Digital Timer
- Thermostat with on/off function
- Pilot Light
- Drip Tray
- Height-adjustable Feet
- For 6 cake pops of Ø 50 mm
- Dimensions: 63 x 45 x 34 cm
- Gross Weight: 13.9Kg



Cake Pop  
Maker Stand  
holds 8 Cake  
Pops ready for  
serving.



Cake Pop Maker Sticks.

Cake Pop Ready Mix available in  
12Kg Standard Mix or  
10Kg Almond Flavour bags.



# WAFFLE FRIES MAKER



## LOOK LIKE FRIES... TASTE LIKE WAFFLES!

The Sephra Waffle Fries Maker creates thirteen perfect tasty fries shaped waffle sticks that are perfect for dishing out at Fairs & Festivals or Coffee Shops as a light snack.

Choose your dipping preference... savoury or sweet.



- Stainless Steel Casing
- Aluminium Baking Plates fix mounted
- Non-Stick Coating
- EEE Technology
- 180° left/right pivoting for optimal dough distribution
- Digital Timer
- Thermostat with on/off function
- Pilot Light
- Drip Tray
- Height-adjustable Feet
- Weight: 11 Kg

## WAFFLE COOLING TRAY



A stainless steel tray designed to cool down and garnish Waffle Fries ensuring that your workspace stays clean.

Dimensions: 385 x 244 x 20mm

Weight: 1 Kg

## WAFFLE CUP



Sleeve Quantity: 40 pcs

Case Quantity: 1000 pcs



# ZEN WAFFLE MAKER

 MANUFACTURED  
IN BELGIUM



Zen Waffles can be decorated to be very whimsical & appealing to kids (just display them on your shop counter) or dressed up to be a gourmet dessert of twisty waffles and ice cream.

Zen waffles are a real money maker costing little to create and maximizing your profits.

With some recipe creativity, they can also be served as a main course, such as the popular chicken and waffles combination.

3 Zen Waffles made every 2 minutes.

Go on... Find your Zen!



# WAFFLE BALL MAKER

The Sephra Commercial Waffle Ball Maker will produce 25 Ball Waffles every 2 minutes. This high quality Waffle Ball Maker is perfect for Kiosks, Buffets and Restaurants.

These bite sized Waffle Balls have recently become popular around the world. Both adults and children have enjoyed making and tasting the novelty snack and now they're beginning to hit consumers in store.

With a fantastic profit margin, the ability to decorate to suit seasons and the fact that this sweet treat is verging on a world wide craze, there really never has been a better time to buy your business a Commercial Waffle Ball Maker.

## Waffle Ball Maker Specifications

- Stainless Steel Casing
- Coated Aluminium Plates
- On/Off switch
- Digital Timer
- Pilot Light
- Thermostat,
- Height-adjustable Feet
- 230 V / 2,2 kW
- Machine Dimensions: 310x340x250 mm
- Net Weight: 20Kg





# LOLLY WAFFLE MAKERS

 MANUFACTURED  
IN GERMANY



## LONG LOLLY WAFFLE MAKER

This machine's unique plate shape allows you to create long Waffles baked on a stick. Stick Waffles are the new exciting way of eating and serving Waffles on the go. This machine allows you to create 4 x long lolly shaped Waffles, each on a stick for easy eating. Children love these sweet snacks on a stick. Whether served with sugar, dipped in chocolate or caramel, they are a real treat.

3Kg of Sephra "Add Water Only" Waffle Mix will make approximately 65 Waffles. That's only 12p per Waffle! Great profit opportunities exist using this product for vending/ serving from kiosks in shopping malls and fairs etc. with consumers happily paying upwards of £2 to £3 per Waffle coated in warm melted Belgian Chocolate.

Makes 4 Waffles each on a stick

Dimensions - 6 x 2.5 x 23 cm

## SQUARE LOLLY WAFFLE MAKER


This machine's unique plate shape allows you to create Square Waffles baked on a stick. Stick Waffles are the new exciting way of eating and serving Waffles on the go. This machine allows you to create 6 x square lolly shaped Waffles, each on a stick for easy eating. Children love these sweet snacks on a stick. Whether served with sugar, dipped in chocolate or caramel, they are a real treat.

3Kg of Sephra "Add Water Only" Waffle Mix will make approximately 75 Waffles. That's only 12p per Waffle! Great profit opportunities exist using this product for vending/ serving from kiosks in shopping malls and fairs etc. with consumers happily paying upwards of £2 to £3 per Waffle coated in warm melted Belgian Chocolate.

Makes 6 Waffles each on a stick

Dimensions - 6 x 2.5 x 8 cm

## LOLLY WAFFLE MAKER ACCESSORIES



PRODUCT	DIMENSIONS	ELECTRICAL	CERTIFICATION	WARRANTY
Long Lolly Waffle Maker	31 x 34 x 25 cm	230v - 2.2kw (50-60Hz)	CE - ROHS - WEEE / DE61709673	1 Year
Square Lolly Waffle Maker	31 x 34 x 25 cm	230v - 2.2kw (50-60Hz)	CE - ROHS - WEEE / DE61709673	1 Year
Square Lolly Stick Table Stand	31 x 4 x 8 cm	N / A	N / A	-
Long Lolly Stick Table Stand	23 x 11 x 7 cm	N / A	N / A	-
Square Lolly Waffle Sticks	15 x 1.8 x 0.4 cm	N / A	N / A	-
Long Lolly Waffle Sticks	40 x 0.5 x 0.5 cm	N / A	N / A	-

SHIPPING	OUTER DIMENSIONS	GROSS WEIGHT	DIM WEIGHT
Lolly Waffle Maker	Carton: 51 x 46 x 42 cm	Carton: 18 Kg	Carton: 22 Kg
Square Lolly Waffle Maker	Carton: 51 x 46 x 42 cm	Carton: 22 Kg	Carton: 22 Kg

# OTHER WAFFLE MAKERS

 MANUFACTURED  
IN GERMANY



**Brussels Waffle Maker**  
Uncoated Cast Iron Plates



**Americano Waffle Maker**  
Coated Aluminium Plates



**Kant Waffle Maker**  
Uncoated Cast Iron Plates



**Greek Waffle Maker**  
Uncoated Cast Iron Plates



**Cone Roller for  
Ice Cream Cone Waffle Maker**



**Ice Cream Cone Waffle Maker**  
Uncoated Cast Iron Plates



**Big Heart Waffle Maker**  
Uncoated Cast Iron Plates



**Long Lolly Waffle On a Stick**  
Coated Aluminium Plates



**Bear Waffle On a Stick**  
Coated Aluminium Plates



**Square Lolly Waffle On a Stick**  
Uncoated Cast Iron Plates



**Heart Waffle On a Stick**  
Uncoated Cast Iron Plates



**Butterfly Waffle On a Stick**  
Uncoated Cast Iron Plates

PRODUCT	DIMENSIONS	ELECTRICAL	CERTIFICATION	WARRANTY
Aluminium Waffle Makers	31 x 34 x 25 cm	230v - 2.2kw (50-60Hz)	CE - ROHS - WEEE / DE61709673	1 Year
Cast Iron Waffle Makers	31 x 34 x 25 cm	230v - 2.2kw (50-60Hz)	CE - ROHS - WEEE / DE61709673	1 Year

SHIPPING	OUTER DIMENSIONS	GROSS WEIGHT	DIM WEIGHT
Aluminium Waffle Makers	Carton: 51 x 46 x 42 cm	Carton: 18 Kg	Carton: 22 Kg
Cast Iron Waffle Makers	Carton: 51 x 46 x 42 cm	Carton: 22 Kg	Carton: 22 Kg

# WAFFLE & PANCAKE MIXES & ACCESSORIES



## SEPHRA WAFFLE MIX



Our Sephra Waffle Mix has been blended to our specific recipe, making delicious sweet waffles, American style fluffy pancakes and bubble waffles. Made in the UK, its available in convenient 3Kg Bags with a 12kg case containing 4 bags. Simply add water to make the delicious and convenient mix. Add 5g of mustard powder for a savoury twist. Add an added touch of luxury and indulgence by adding whirl butter to the recipe.

### ADD WATER ONLY - NO MILK OR EGGS

Most readymade mixes require you to add eggs, milk or oil. Our Waffle & Pancake Mix only requires you to add water for great tasting waffles & pancakes. Achieve excellent yields with a large Belgian Style Waffle costing only 22p. Excellent margin for any food service business!

Pack of 500 Quality Fluted Paper Serving Food Trays for Waffles, Chocolate Fountain Skewers or anything that fits!



Sephra's Non-Stick Spray is ideal for preventing your Waffles and Crêpes sticking to Griddles without affecting the taste.



## SEPHRA WAFFLE & PANCAKE MIX DISPENSER

Belshaw's Type K Waffle & Pancake Mix Dispenser is the professional's choice for accurately depositing Waffle & Pancake batter in a variety of sizes, from mini to extra large. With 8 calibrated volume settings it holds approximately 2.5 kg of batter.

The hopper is constructed of aluminium, the plunger and cylinder are made from stainless steel. The entire unit is corrosion resistant and easy to clean. The Type K Waffle & Pancake Dispenser is NSF-C2 certified.



PRODUCT	QUANTITY	UNIT DIMENSIONS	OUTER DIMENSIONS	WEIGHT	DIM WEIGHT
Waffle & Pancake Mix 500g	24 x 500g	23 x 8 x 16 cm	32 x 23 x 29 cm	12 Kg	12 Kg
Waffle & Pancake Mix 3 Kg	1 x 3 Kg	17 x 25.5 x 12 cm	17 x 25.5 x 12 cm	3 Kg	3 Kg
Waffle & Pancake Mix Case	4 x 3 Kg	32 x 24 x 29 cm	32 x 24 x 29 cm	12 Kg	12 Kg
Non Stick Spray	6 x 600ml	6.5 x 6.5 x 28.5 cm	14 x 21 x 29 cm	3.6 Kg	3.6 Kg
Paper Serving Trays	500	15.3 x 7.6 cm	25 x 19 x 8 cm	800g	800g



# SEPHRA GLUTEN FREE MIXES



Gluten Free Waffle Mix

## 2.5KG GLUTEN FREE WAFFLE MIX

A versatile Gluten Free Mix making delicious golden brown waffles for sweet or savoury offerings. Easy to use, just add milk, butter & eggs. Suitable for Vegetarians.

### PORTION YIELDS

A 2.5Kg tub of Sephra Gluten Free Waffle Mix will make approximately 25 Waffles.

## 2.5KG GLUTEN FREE PANCAKE & CREPE MIX

A tasty versatile Gluten Free Pancake & Crêpe Mix suitable for Coeliacs. Its really easy to use, just add milk and eggs. Fill with sweet or savoury filling for a teatime treat or simply add lemon and sugar.

### PORTION YIELDS

A 2.5Kg tub of Sephra Gluten Free Pancake & Crêpe Mix will make approximately 30 Waffles.



Gluten Free Pancake & Crepe Mix



## 4LTR WHIRL - BUTTER SUBSTITUTE

Whirl Original is perfect for any busy kitchen. The rich, buttery taste and the convenience of a liquid vegetable oil make it a must-have for all caterers and chefs.

No Added Salt Whirl makes it simple to reduce and monitor salt levels in cooking. Whirl is a convenient, healthy inexpensive alternative to butter.



# COMMERCIAL CRÊPE MAKERS



Sephra are proud to introduce high quality Commercial Crêpe Makers, machined and approved for contact with food. Manufactured in France, our Commercial Crêpe Makers and accessories are the best in the industry.

The Sephra Commercial Crêpe Makers have one coiled heating element, for uniform heat distribution, and thermostatic control from 50°C to 300°C for precision cooking. Crêpes offer an extremely high profit margin to any business given the low cost of our 'Add Water Only' Crêpe Ready Mix. Speed, power, evenness and consistency are the key words to define our range of electric Commercial Crêpe Makers designed to meet all your requirements.



## STANDARD COMMERCIAL CRÊPE MAKER

High quality machine at an affordable price designed for commercial use.

- Stainless steel frame
- Coiled heating element for uniform heat distribution
- Ø 400mm Cast iron griddle, machined approved for contact with food
- Heat insulation if the elements for a consistent distribution of heat
- Heating Indicator Light
- Machine Dimensions 400 x h 125 mm
- 3000 watt / 230v 13Amp
- Net Weight 16Kg



## LUXURY COMMERCIAL CRÊPE MAKER

Heavy duty professional machine designed for continuous high-volume service.

- Griddle Banded with Stainless Steel protecting appliance from splashes
- Stainless steel frame
- Coiled heating element for uniform heat distribution
- Ø 400mm Cast iron griddle, machined approved for contact with food
- Heat insulation if the elements for a consistent distribution of heat
- Heating Indicator Light
- Power Indicator Light
- On/off switch
- Machine Dimensions 400 x h 170 mm
- 3600 watt / 230v 16Amp
- Net Weight 22Kg

PRODUCT	DIMENSIONS	ELECTRICAL	CERTIFICATION	WARRANTY
Commercial Crêpe Maker	40 x 40 x 12.5 cm	230v - (50-60Hz)	CE - ROHS - WEEE / DE61709673	1 Year
Luxury Crêpe Maker	40 x 40 x 17 cm	230v - (50-60Hz)	CE - ROHS - WEEE / DE61709673	1 Year

SHIPPING	OUTER DIMENSIONS	GROSS WEIGHT	DIM WEIGHT
Sephra Crêpe Maker	Carton: 41 x 41 x 27 cm	Carton: 17.4 Kg	16 Kg
Luxury Crêpe Maker	Carton: 23 x 46 x 49 cm	Carton: 22.4 Kg	22.4 Kg

# CRÊPE MAKING ACCESSORIES



Saphra 12Kg  
Crêpe Mix

Crêpe Cleaning Pad



Crêpe Cleaning Pad Wipes



Abrasive Stone



Crêpe Pocket Holder



Wooden T-Stick



Stainless Steel T-Stick



Crêpe Spatulas



PRODUCT	DIMENSIONS	QUANTITY	MATERIAL	WEIGHT
Luxury Crêpe Mix 3 Kg	17 x 25.5 x 12 cm	1 x 3 Kg	N / A	3 Kg
Luxury Crêpe Mix Case	32 x 24 x 29 cm	4 x 3 Kg	N / A	12 Kg
Crêpe T-Stick	20 x 20 x 1 cm	1	Wood	25g
Crêpe Holder Pocket	21 x 35 x 21cm	500 per pack	N / A	3.4 Kg
Crêpe Cleaning Pad	12 x 9 x 7 cm	1	N / A	340g
Crêpe Cleaning Pad Wipes	11 x 8 x .020 cm	15 per pack	Fibreglass	60g
Crêpe Abrasive Stone	15 x 8 x 7 cm	1	Stone	300g
Crêpe Spatulas	30, 35 & 40 cm	1	Stainless Steel	-
Crêpe T-Stick Stainless Steel	30 x 0.5 x 25 cm	1	Stainless Steel	200g

SHIPPING	OUTER DIMENSIONS	GROSS WEIGHT	DIM WEIGHT	PALLET QUANTITY
Luxury Crêpe Mix Case	Carton: 32 x 24 x 29 cm	12 Kg	12 Kg	6 Cases (224 x 3 Kg Bags

NB. CARTON SIZE VARIES DEPENDING ON DELIVERY QUANTITY.

# SEPHRA SAUCES & SYRUPS



## SEPHRA TOPPING SAUCES

Sephra's Topping Sauces can be served warm or cold and are perfect for use on Ice Cream, Waffles, Pancakes, Crêpes and other desserts and are always at your fingertips to give a delightful finishing touch. If you are looking for a top quality topping to finish off desserts and hot drinks, then Sephra's delicious Topping Sauces are ideal.

Supplied in a handy squeezable 1Kg (2.2lbs) bottle with a non-drip cap, level indicator and a resealable lid to keep the sauces fresh, Sephra's Topping Sauces are the perfect size for all commercial and home catering uses. All the topping sauces are suitable for vegetarians, all are gluten free, all are GMO free, all but one are halal certified, and all but two are suitable for vegans. **Case Quantity:** 12 Bottles

**Available flavours:** Bubblegum, Dark Chocolate, Milk Chocolate, Strawberry, Raspberry, Mint, Toffee, Caramel & Salted Caramel.

## SEPHRA MAPLE SYRUP

Sephra's 1ltr Grade A 100% pure Canadian Maple Syrup contains no additives, preservatives, or artificial flavours.

It has a dark, robust taste and is an ideal replacement, or alternative to honey and beverage sweeteners or for using as a baking ingredient.

All the wholesome natural goodness that flows out of the tree is exactly what you get when you use Sephra's 1ltr Grade A 100% pure Canadian Maple Syrup for your desserts, drinks and all your favourite sweet treats. **Case Quantity:** 12 Bottles





# PACKAGING & CONSUMABLES

## HOT DRINKS CUPS AND LIDS

### SINGLE WALLED



Available in the following sizes and quantities:

- 4oz Single Wall x 1000 per pack
- 8oz Single Wall (90mm) x 1000 per pack
- 12oz Single Wall (90mm) x 1000 per pack
- 16oz Single Wall (90mm) x 1000 per pack

### KRAFT DOUBLE WALLED

Available in the following sizes and quantities:

- 8oz Kraft Double Wall (90mm) x 500 per pack
- 12oz Kraft Double Wall (90mm) x 500 per pack
- 16oz Kraft Double Wall (90mm) x 500 per pack



### BLACK & WHITE SIPPING LIDS



Black and White Sipping Lids are available for 8oz, 12oz and 16oz Single Walled, Double Walled and Triple Walled size cups.

### TRIPLE WALLED BLACK AND CHECKERED



Available in the following sizes and quantities:

- 4oz Brown Check Triple Wall x 1000 per pack
- 8oz Brown Check Triple Wall (90mm) x 500 per pack
- 8oz Black Ripple (90mm) x 500 per pack
- 12oz Brown Check Triple Wall (90mm) x 500 per pack
- 12oz Black Ripple (90mm) x 500 per pack
- 16oz Brown Check Triple Wall (90mm) x 500 per pack
- 16oz Black Ripple (90mm) x 500 per pack

### PET CUPS AND LIDS



Available in the following:

- 12oz PET x 1000 per pack
- 16oz PET x 1000 per pack
- 20oz PET x 1000 per pack
- 24oz PET x 1000 per pack

Available in the following:

- 12oz dome x 1000 per pack
- 12oz flat x 1000 per pack
- 16-24oz dome x 1000 per pack
- 16-24oz flat x 1000 per pack

### WAFFLE CUPS

Available in the following:

- 40 per sleeve
- 1000 per case



# PACKAGING & CONSUMABLES

## POPCORN TUBS AND LIDS

Available in the following sizes and quantities:

32oz x 460 per pack  
46oz x 440 per pack  
64oz x 360 per pack  
85oz x 252 per pack  
130oz x 210 per pack  
170oz x 150 per pack



## BESPOKE PACKAGING DESIGN SERVICE

If you want to have your company branding to be displayed on your packaging order then we can accommodate this by using our in-house design team.

We can work with branding supplied by you or we can design from scratch based on your brief.



## COLD DRINK & ICE CREAM CUPS AND LIDS

Available in the following sizes and quantities:

4oz x 1000pcs  
5oz x 1000pcs  
8oz x 1000pcs  
16oz x 500pcs  
32oz x 300pcs



# POPCORN EQUIPMENT



## THEATRICAL POPCORN WARMING CABINET

Make your Popcorn come to life with Sephra's (Patent Protected) Theatrical Popcorn Staging Cabinet! The 750mm and 900mm wide drop in Commercial Popcorn Staging Cabinets, also referred to as Popcorn Warmers, are designed for front counter use.

The cabinets use a forced air popcorn crisping system, which will retain the taste and texture of your popcorn. It will enable you to showcase your product underneath bright LED lights whilst being easily accessible from the rear by service staff. With a stainless steel frame these units are extremely sturdy and easy to clean.

### THEATRICAL POPCORN WARMING CABINET DIMENSIONS

750mm: Width: 750mm, Height: 826mm, Depth: 678.6mm

900mm: Width: 900mm, Height: 826mm, Depth: 678.6mm

### CAPACITY

750mm: 180 Ltrs / 6,335 fl oz, 900mm: 220 Ltrs / 7,742 fl oz



## SEPHRA POPCORN WARMING CABINET

The wide drop in Commercial Popcorn Staging Cabinets are designed for front counter use. The Popcorn Staging Cabinets use a forced air Popcorn Crisping System, which will retain the taste and texture of your Popcorn. A Commercial Popcorn Staging Cabinet will enable you to showcase your product underneath bright LED lights whilst being easily accessible from the rear by service staff. With a stainless steel frame this unit is extremely sturdy and easy to clean.

### SEPHRA POPCORN WARMING CABINET DIMENSIONS

750mm: Width: 750mm, Height: 826mm, Depth: 678.6mm

900mm: Width: 900mm, Height: 826mm, Depth: 678.6mm

1200mm: Width: 1200mm, Height: 826mm, Depth: 678.6mm

**Capacity:** 750mm: 180 Ltrs / 6,335 fl oz, 900mm: 220 Ltrs / 7,742 fl oz, 1200mm: 300 Ltrs / 10,558 fl oz



## NACHO, NUT, POPCORN WARMING CABINET

The Nacho/Nut/Popcorn Small Display Warmer from Sephra has clear perspex side panels to make the contents plainly visible to customers, in order to stimulate their appetite. The Stainless Steel chute makes it equally easy to load and to serve, so that the Nachos or other items remain intact and well-presented until they reach the customer. And the heating element beneath the service area will make sure that they arrive perfectly warm and fresh. This Nacho/Nut/Popcorn Small Display Warmer is just as useful for Peanuts, Popcorn, Kraks or anything else that needs to be kept warm for minutes or for hours on the item's stainless steel warming deck. Easy to clean, just wipe with a damp cloth.

**Dimensions:** H: 602mm W: 330mm D: 330mm

**Capacity:** 40 Ltrs (Approximately) / 1,407 fl oz





# POPCORN EQUIPMENT

## SEPHRA 4OZ & 8OZ POPCORN MAKERS



Available in 4oz and 8oz sizes they are ideal for light commercial and domestic party use.

Producing 4oz and 8oz batches of fresh popcorn every 3-4 minutes, whilst keeping the popped popcorn warm on the heater deck.

The popcorn maker is supplied with a stainless steel scoop, salt shaker and measuring spoons.



## SEPHRA SELF-SERVE POPCORN MACHINE

Perfect for venues such as super markets, cinemas, sports venues, theatres, convenience stores and petrol station forecourts the self-serve dispenser vends portions of warm pre-popped popcorn. (available to purchase in bulk sleeves).

Simply take one of the tubs from the built-in tub holder; open the door and place the empty tub in the dispensing area, then press the red button and watch the tub fill with fantastic fresh warm popcorn. Once filled apply a lid from the built-in lid holder and enjoy the healthy snack at home or on the run. Using the built in warming system the popcorn remains fresh and at its best for up to 24-48 hours. Loading of fresh popcorn is done from the rear loading flap, and the rear access swing door can be used for cleaning. Design Protected.

### SPECIFICATIONS

Capacity: 2.5 sleeves / approx 5000 fl oz pre-popped popcorn,  
Rear loading and cleaning,  
Safety cut off,  
Forced air warming system,  
Integral lights,  
Tub sensors,  
170oz / 100oz Tub dispenser built in,

Supply: 0.2kW @ 230v,  
Dimensions: 1500mm High, 645mm wide, 570mm deep,  
Weight: Approx. 79Kg



Patent pending

PRODUCT	HEIGHT	LENGTH	WIDTH	CERTIFICATION	ELECTRICAL	WARRANTY
Sephra 4oz Popcorn Maker	148 cm	76.5 cm	36 cm	CE / GS / ETL / ROHS	230V - 600w (50-60Hz)	1 Year
Sephra 4oz Cart	46 cm	41.5 cm	61.5 cm	-	-	1 Year
Sephra 8oz Popcorn Maker	152 cm	76.5 cm	45 cm	CE / GS / ETL / ROHS	230V - 1000w (50-60Hz)	1 Year
Sephra 8oz Cart	63 cm	45.5 cm	53 cm	-	-	1 Year

SHIPPING	OUTER DIMENSIONS	GROSS WEIGHT	DIM WEIGHT
Sephra 4oz Popcorn Maker	52 x 45 x 62 cm	14.1 Kg	29 Kg
Sephra 4oz Cart	61 x 51 x 44 cm	13 Kg	23 Kg
Sephra 8oz Popcorn Maker	103 x 65 x 53 cm	21.2 Kg	91 Kg
Sephra 8oz Cart	71 x 61 x 54 cm	21.5Kg	30.5 Kg

# POPCORN SUPPLIES



4oz & 8oz Kernel Oil Kits



2oz Popcorn Oil



1oz & 2oz Popcorn Boxes



Cone-o-Corn Cups



## FLAVACOL AND GLAZE POP SEASONING FOR POPCORN

Flavacol Salt Seasoning



Glaze Pop 28oz



**Flavacol** is available in the following flavours: Premier Salt Seasoning, Original Salt Seasoning and Better Buttery.

**Glaze Pop** is available in the following flavours: Blue Raspberry, Caramel, Cherry Pink, Chocolate, Grape Purple, Red Hot Cinnamon, Sweet Corn (Pop-n-Glaze).

PRODUCT	QUANTITY	CASE QUANTITY	CASE DIMENSIONS	GROSS WEIGHT	DIM WEIGHT	PALLET QUANTITY
8oz Kernel and Oil Kit	1	24	52 x 28 x 28 cm	5.2 Kg	8.1 Kg	Cases (Units)
50lb bag of Popcorn Kernels	1	1	23 x 28 x 56.5 cm	22.7 Kg	22.7 Kg	Cases (Units)
2oz Pop Corn Oil	1	96	24 x 30 x 18 cm	5.3 Kg	5.3 Kg	Cases (Units)
Pop Corn open top 1oz Boxes	500	500	44 x 18 x 36 cm	6 Kg	6 Kg	Cases (Units)
Pop Corn open top 2oz Boxes	500	500	44 x 18 x 36 cm	6 Kg	6 Kg	Cases (Units)
Cone o Corn Cups	250	250	12 x 11.5 x 56 cm	2 Kg	2 Kg	Cases (Units)
Flavacol - Salt Seasoning 35oz	1	12	23 x 24 x 30 cm	12 Kg	12 Kg	Cases (Units)
Glaze Pop 28oz	1	12	23 x 24 x 30 cm	9.4 Kg	9.4 Kg	Cases (Units)

# POPCORN SUPPLIES



## BULK PRE-POPPED POPCORN SLEEVES

Our delicious popcorn is available in convenient sized sleeves which can be added to any popcorn warming cabinet to provide you with a ready to eat popcorn solution. We have a sweet, salted and the ever popular sweet salted mix flavours available. The popcorn is popped in the UK with only the best kernels sourced from the USA used.

**Sleeve Size:** 2024 fl oz / 57.5 Litres,

**Sleeve Weight:** 2 - 2.5kg,

**Sleeve Dimensions:** 104 x 48cm,

**Shelf Life:** 2 - 3 Months,

**Case Qty:** 4 Sleeves, Pallet Qty: 36 Sleeves



## 50LB BAG POPCORN KERNELS

This 50lb (22.679 Kg) Bag of Popcorn Kernels is able to serve approximately 750 1 oz portions. Premium deluxe grade Popcorn that lasts for 4 years if stored in a cool dry area. Perfect for use with our Naks Popcorn Oil Pouches.

### POPCORN KERNELS

Weight: 50lb (22.679 Kg)

Serves: 750 1 oz Portions (Approximately)



## 50LB BAG POP WEAVER POPCORN KERNELS

Pop Weaver introduce a round uniform Caramel & Sweet variety kernel that pops in a "Mushroom" or "Ball" shape making this an ideal choice for caramel or sweet coatings with less breakage and uniform coverage.

### POPCORN KERNELS

Weight: 50lb (22.679 Kg)

Serves: 750 1 oz Portions (Approximately)



# POPCORN SUPPLIES



## PRE-FILLED POPCORN TUBS

High quality mushroom / butterfly mixed popcorn popped in the UK and filled into strong foil lined cardboard tubs sealed with PET lid and tamper-proof seal. Perfect for retail in super markets, convenience stores, theatres, cinemas, kiosks and stalls.

**CUSTOM TUB DESIGN ALSO AVAILABLE SUBJECT TO MINIMUM ORDER.**

Tub Size - 100 fl oz / 2.95 L

Case qty – 12 tubs

Case Weight - 2.9Kg

Case Size – 57.5cm x 39cm x 30cm

Standard flavours available: Sweet, Salted, Sweet n Salty, other gourmet flavours available.



# COMMERCIAL MIXERS

## SEPHRA PLANETARY MIXER

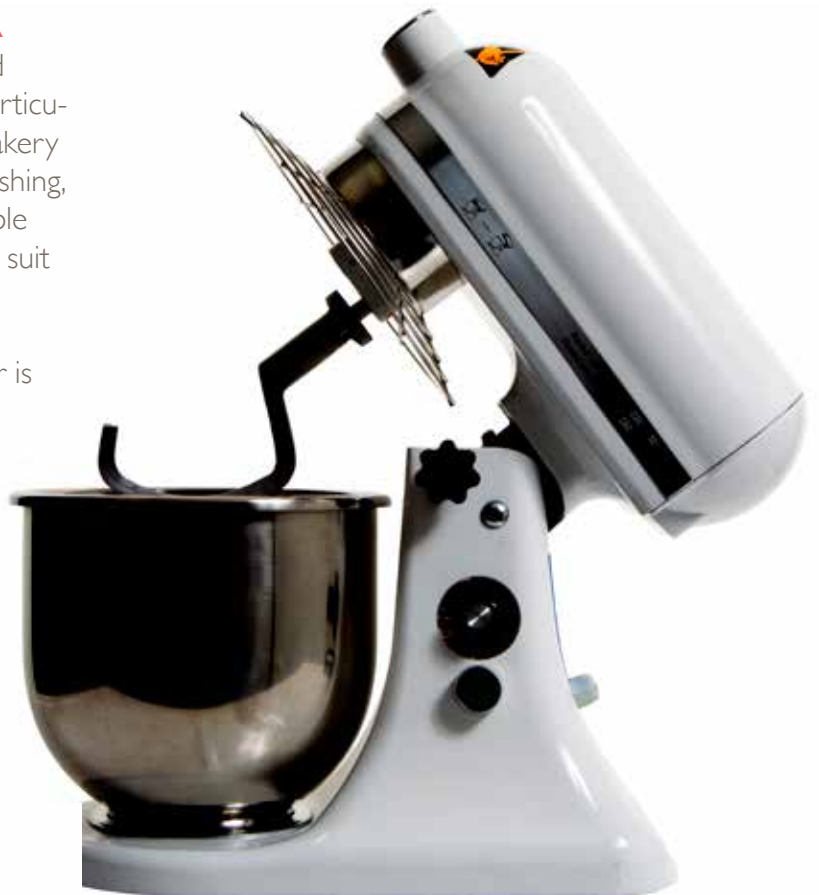
The Sephra 7 Litre Planetary Commercial Stand Mixer is a robust and reliable machine that is particularly suited for all processes of pastry making, bakery and catering. The removable bowl simplifies washing, whether manual or in the dishwasher. The variable speed control allows a great range of speeds to suit all mixing requirements.

The Sephra 7 Litre Planetary Commercial Mixer is supplied with spatula, hook and whisk.

**Outer Dimensions:** Carton: 48 x 32 x 49 cm

**Gross Weight:** Carton: 16.5 Kg

**Dim Weight:** Carton: 20 Kg



## SEPHRA HAND MIXER

A truly professional mixer for small preparations!

Sephra's Hand Mixer is light, fast and efficient with a detachable foot allowing simple use, easy cleaning and maintenance. The main advantages of the mixer is that it has a special 4-blade knife, has a detachable shaft, it's lightweight and only 990 grams with a mixing speed range from 3.000 to 13.000 rpm.

### USAGES

Mixer: Indispensable for the preparation of Waffle, Pancake & Crepe mixes, Soups, Salad Dressings, Gravies, Sauces, Mayonnaise, Refried Beans and many other applications.

Whisks: For easy preparation of Batters, Creams, Mousseline Sauces and Whipped Egg Whites.

Foodmill/ricer: Ideal for making Purees, Smooth Vegetable Creams, Compotes, etc.

Cutter: Allows you to grind, mix, chop Vegetables, Garlic, Onions, Herbs, Parsley, Nuts, Minced Meat, Parmesan and making Short Crust Pastry or Bread Dough.



Machine Diameter: 70mm

Total Length: 395mm

Total Length: 160mm

Weight: 1Kg

Output Max: 220W

RPM Loaded: 3 000 to 13 000.

Volume: 1 to 4L



# CANDY FLOSS EQUIPMENT

 MANUFACTURED  
IN USA

Auto Breeze 3052 EX



Floss Boss 3024 EX



The Breeze 3052 EX



Econo Floss EX



Tornado 3005 EX



Candy Floss Cart 3149



Floss Boss Dome Bubble 3943



Floss Boss Half Dome 3938



## SPECIFICATIONS

PRODUCT	DIMENSIONS	ELECTRICAL	OUTPUT	MATERIALS	WARRANTY
Gold Medal 3024 EX Floss Boss Candy Floss Maker	50 x 67 x 67 cm	230v (50-60Hz)	2 per min	N / A	2 Year
Gold Medal 3030 EX Breeze Candy Floss Maker	50 x 67 x 67 cm	230v (50-60Hz)	3 per min	N / A	2 Year
Gold Medal 3052 EX Auto Breeze Candy Floss Maker	50 x 67 x 67 cm	230v (50-60Hz)	3 per min	N / A	2 Year
Gold Medal 3005 SX Tornado Candy Floss Maker	67 x 76 x 48 cm	230v (50-60Hz)	8 per min	N / A	2 Year
Gold Medal Econo Floss EX Candy Floss Maker	66 x 66 x 45 cm	230v (50-60Hz)	2-3 per min	N / A	2 Year
Gold Medal 3149 Cart for Candy Floss Maker	50 x 50 x 98 cm	N / A	N / A	N / A	2 Year
Gold Medal 3943 Dome Bubble for Floss Boss	66 x 66 x 43 cm	N / A	N / A	Acrylic	2 Year
Gold Medal 3938 Half Dome for Floss Boss	35 x 71 x 46 cm	N / A	N / A	Acrylic	2 Year

SHIPPING	OUTER DIMENSIONS	GROSS WEIGHT	DIM WEIGHT
Gold Medal 3024 EX Floss Boss Candy Floss Machine	43 x 38 x 56 cm	17.2 Kg	38 Kg
Gold Medal 3030 EX Breeze Candy Floss Machine	43 x 38 x 56 cm	17.2 Kg	38 Kg
Gold Medal 3052 EX Auto Breeze Candy Floss Maker	43 x 38 x 56 cm	17.2 Kg	38 Kg
Gold Medal 3005 SX Tornado Candy Floss Machine	67 x 48 x 53 cm	39.9 Kg	39.9 Kg
Gold Medal 3017 EX Econo Floss Candy Floss Maker	41 x 44 x 46 cm	13.5 Kg	17 Kg
Bowl for 3017, 3024, 3030, 3052, 3005 Machines	67 x 23 x 70 cm	5 Kg	21.5 Kg
Gold Medal 3149 Cart for Candy Floss Maker	50 x 50 x 71 cm	27.2 Kg	44 Kg
Gold Medal 3938 Dome Bubble for Floss Boss	71 x 71 x 45 cm	6.8 Kg	45 Kg
Gold Medal 3943 Half Bubble for Floss Boss	46 x 35 x 71 cm	7.7 Kg	25 Kg



# CANDY FLOSS SUPPLIES



## PAPER CANDY FLOSS CONES (BOX OF 1,000)

Gold Medal 3021 Paper Candy Floss Cones seen as a cheaper, more easily disposed of, environmentally friendly Candy Floss holder.

1,000 Paper Candy Floss Cones per box.



## FLOSSUGAR FOR CANDY FLOSS (1.47KG CARTON)

Gold Medal Flossugar is made from a special sugar, not too fine, not too coarse. Colours have been "vividized" so that you get a bright colour. It's packed in sealed 3lb cartons. Open the box and pour into the spinner head - no messy mixing or unsanitary sugar buckets.

Inventory is easy and more accurate.

Gold Medal Flossugar is available in the following flavours:

Banana Bonanza, Birthday Cake, Boo-Blue, Cherry Berry, Choc-O-Floss, Jolly Berry, Leapin' Lime, Maple, Natural Sizzlin' Lemon, O-Jay Orange, Pina Colada, Razzle-Berry, Sassy Apple, Silly Nilly, Sizzlin' Lemon Sour, Spookie Fruiti, Wacky Watermelon and White Citrus Passion Fruit.

## FLOSSINE FOR CANDY FLOSS (1LB JAR)

Flossine has been the favourite of professional Candy Floss (Cotton Candy) operators since Gold Medal introduced it in 1948. Flossine gives your Candy Floss the proper look, the proper aroma and a great taste in every flavour! Flossine Silly Nilly (Vanilla Pink) is packed in 1lb tins enough to flavour 100 pounds of sugar.

Flossine Candy Floss flavouring is available in the following:

Banana Bonanza, Boo Blue, Bubble Gum Pink, Cherry Red, Green Watermelon, Hot Cinnamon, Jolly Berry, Leapin' Lime, O-Jay, Pina Colada (Pineapple), Pina Colada (Pink), Sassy Green Apple, Silly Nilly, Sizzlin' Lemon (Lemon Yellow), Spookie Fruiti and Wacky Watermelon.



## CANDY FLOSS BAGS X 1000

These easy to pack bags are quick to fill and even quicker to sell when filled with mouth watering Candy Floss. All Quik Pak bags are header packed.

Dimensions: 12" x 18"

Quantity: 1000 bags

These easy to pack Candy Floss (Cotton Candy) Clown Print bags are quick to fill and are header packed.

Dimensions: 12" x 18"

Quantity: 1000 bags



## STICKS FOR CANDY FLOSS X 1,000

Bamboo square cut sticks for Long Waffle On A Stick and Candy Floss Maker.

Each stick is 280mm x 4mm x 4mm. Perfect for use with Commercial Candy Floss (Cotton Candy) Machines and Long Waffle On A Stick Makers.

1000 Bamboo Square sticks per box.



# BEVERAGE FOUNTAINS



Beverage Fountains have become the modern and elegant way to serve your guests beverages.

An exuberant centre piece that adds an extra touch of extravagance to any event will greet your guests in style. Capable to serve drinks such as wine, punch, champagne, cocktails, Baileys, Pimms or spirits - so long as there is no debris such as fruit pulp, all drinks will flow freely.

Our extensive range of beverage fountains are hand made to order in the U.S.A. Further beverage models and designs are available on request.



## SPECIFICATIONS

PRODUCT	DIMENSIONS	ELECTRICAL	CAPACITY	THERMOSTAT	WARRANTY	CERTIFICATION
Sephra BFA11-53 Beverage Fountain	53 x 43 x 43 cm	230v (50-60Hz)	11 Ltr	N / A	1 Year	CE
Sephra BFA19-76G Gold Beverage Fountain	76 x 50 x 50 cm	230v (50-60Hz)	19 Ltr	N / A	1 Year	CE
Sephra BFS19-76 Illuminated Beverage Fountain	76 x 48 x 48 cm	230v (50-60Hz)	19 Ltr	N / A	1 Year	CE
Sephra BFS19-79 Beverage Fountain	79 x 48 x 48 cm	230v (50-60Hz)	19 Ltr	N / A	1 Year	CE
Sephra BFS19-117 Starlight Beverage Fountain	117 x 48 x 48 cm	230v (50-60Hz)	19 Ltr	N / A	1 Year	CE

SHIPPING	OUTER DIMENSIONS	GROSS WEIGHT	DIM WEIGHT
Sephra BFA11-53 Beverage Fountain	Carton: 48 x 48 x 53 cm	Carton: 9 Kg	Carton: 25 Kg
Sephra BFA19-76G Gold Beverage Fountain	Carton: 58 x 58 x 58 cm	Carton: 10 Kg	Carton: 32 Kg
Sephra BFS19-76 Illuminated Beverage Fountain	Carton: 53 x 53 x 58 cm	Carton: 12 Kg	Carton: 39 Kg
Sephra BFS19-79 Beverage Fountain	Carton: 53 x 53 x 58 cm	Carton: 12 Kg	Carton: 32 Kg
Sephra BFS19-117 Starlight Beverage Fountain	Carton: 53 x 53 x 83 cm	Carton: 25 Kg	Carton: 47 Kg

# ROTARY DONUT MAKER

**PROGRAMMABLE INTERFACE,  
VARIABLE TIMER & TEMPERATURE  
CONTROL. BUILT IN EXTRACTION  
AND LED LIGHTING.**

Designed for customer facing counter top use, the Rotary Donut Maker, sometimes referred to as a Donut Fryer, is perfect to add a touch of theatre to your food service business.

Enhanced design with a programmable Control Panel allowing you to store settings for different donut mixes, sizes and cooking times.

Producing up to 180 full size donuts per hour it's the ideal addition to a coffee shop, café or chocolate lounge / kiosk. With high profit margins of 80 - 90% available in the sale of donuts, the Sephra Rotary Donut Maker is a great income generator.



The unique rotary design cuts down on counter surface space and oil requirements compared to larger alternatives and has a built in extractor to help reduce the fumes.

Sephra's Rotary Donut Maker is simple to use and clean. Making fresh donuts couldn't be easier.

NB: The new Rotary Donut Maker will be available later this year and is available for pre-order.

CAPACITY	CAPABILITY	COOK TIME	TEMPERATURE	SUPPLY	DIMENSIONS	WEIGHT	OIL REQ
3.5Kg Hopper	180 Large Per Hour	1m 35s	Variable up to 200c	2.5Kg 230v	81 x 45 x 50cm	44Kg	5ltr
	750 Mini Per Hour						

## SEPHRA LUXURY DONUT MIX

Donuts offer an extremely high profit margin to any business given the low cost of our 'Add Water Only' Luxury Donut Mix.

This mix comes in convenient 3 Kg bags (4 per case) and all you require is water to make beautiful tasting Donuts.





# SEPHRA®

CHOCOLATE : DONUTS : CRÊPES : WAFFLES : POPCORN

PRODUCT BROCHURE  
RELEASE DATE 2019 VERSION 1.1

SEPHRA HOUSE, DENBURN ROAD,  
KIRKCALDY, FIFE, SCOTLAND, UK, KY1 2BJ

TELEPHONE: +44 (0)1592 656 737  
[WWW.SEPHRA.CO.UK](http://WWW.SEPHRA.CO.UK)  
EMAIL: [INFO@SEPHRA.CO.UK](mailto:INFO@SEPHRA.CO.UK)

