



Family Home Evening

To help your family get excited about doing #LightTheWorld, begin December with our Family Home Evening! You will be teaching and singing about Jesus and how He was the light of the world. Your children will learn that they, too, can be a light in the world through this lesson and all month long!

LightTheWorld.org

SUPPLIES NEEDED:

2 Flashlights - take the batteries out of one or tape a dark piece of paper to the front of it.

A small flashlight or other light for each person to use.

Print and cut out the scripture stars below.

Print and cut out the gold stars below. Print front to back so the songs and scenarios are on the back of the stars. Hang them around the room.



Start your FHE with this object lesson:

Show two flashlights (turned off). Explain to the children that you lost something in the dark and you need help finding it. Which flashlight should you use?

Turn the flashlights on (have one of the flashlights not work). Your family will tell you to use the lit flashlight. Ask them why? How will the light help you find something in the dark?

Tell your family that Jesus was the Light of the World. The scriptures tell us so!

Hand a flashlight (or other small light) to each person, along with one of the scriptures. (If you're doing this lesson for Come, Follow Me in week December 2-8, make sure to use the stars that reference 1 John.) Tell them that as soon as they find their scripture, shine their flashlight! (Older children/adults can help the younger children find their scripture)

After all of the scriptures have been found, invite everyone to take turns standing up and reading their scripture out loud.

Give a short testimony of how Jesus is the Light of the World and how He has asked us to also be the light to others. But how can we be a light like Jesus?

Turn off the lights. Have a discussion about how it feels to be in the dark. What fears do they have? How can they feel better? Have each person turn their lights on one by one. Express how even one little light can help when we're in the darkness, and when we combine all of our lights together, it's even better!

Tell your family that there are gold stars hidden around the room. Have them use their flashlights to shine a light on each of the stars. Whoever found the stars, have them go and get them and bring them to the family. (For an extra touch, you could use images of Christ with the stars taped in the corners of the images.)

Turn the lights back on and have your family take turns reading their stars. Some are questions they can answer about serving ONE by ONE and some are songs. If it is a song, sing the song together or play it on a instrument if you have that talent in your family!

Tell your family that we have been asked to LIGHT THE WORLD this Christmas season by following the example of Jesus and serving others ONE by ONE.

End Family Home Evening with your testimony of our Savior and encourage all of your family to be lights!





Family Activity

You will need a Light the World Calendar on lighttheworld.org by clicking here.

There is also a fun Children's calendar on HeyFriendShop.com. Click Here

LightTheWorld.org

INSTRUCTIONS:

After your Family Home Evening, show your family the Light the World Calendar. Look through it together and pick out some of the ideas that you want to do as a family. Write those on the back of a star. Then give a few stars to each family member. Have them choose several other of the service ideas that they want to do this month and write them on the back of the stars. As you do the services that you wrote on the stars, hang up the stars on your Christmas tree! Punch a hole at the top and string some ribbon through to make them into an ornament.



Some additional ideas:

*Use the black and white stars. Print on colored paper. You could choose one color per person in your family so you know who's stars are on the Christmas tree!

*Use magnets or tape and hang the stars around an image of Christ or on your fridge instead of hanging them on your Christmas Tree.

*Use these stars as "Secret Service" cards! If you do something nice for someone else in the family this month, leave a star! Example, if brother makes sister's bed, leave a star on sister's bed so she knows she was served!

*Attach a star to a neighbor gift that you leave anonymously on their door!

*Write the day, time, and address of your Christmas Sacrament services and take it to a friend to invite them to church!




**Matthew
5:14-16**



**John
9:5**



**Psalms
18:28**



**John
12:46**



**John
8:12**



**1 John
1:5**



**Mosiah
16:9**



**3 Nephi
11:11**



**1 John
4:7-8**




**3 Nephi
18:16**



**D&C
6:21**



**1 John
4:16**




**Matthew
5:14-16**



**John
9:5**




**Psalms
18:28**



**John
12:46**



**John
8:12**



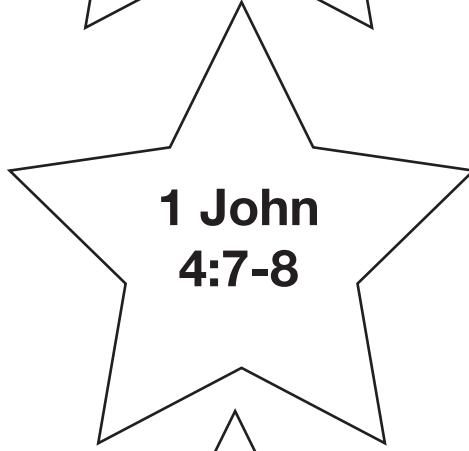
**1 John
1:5**



**Mosiah
16:9**



**3 Nephi
11:11**




**1 John
4:7-8**



**3 Nephi
18:16**





**D&C
6:21**



**1 John
4:16**





**Sing
“Away in a
Manager”**

**Sing
“Silent Night”**

**Sing
“I’m Trying to
be Like
Jesus”**

**You see a
kid at school
and he’s
all alone
at recess.**

**What
can you do to
be a light?**

**Your elderly
neighbor doesn't
come out of the house
very often.**

**What can you do to
be a light?**

**Your sister
has a big test tomorrow
and didn't clean her room.**

**What can you do to
be a light?**

**Your dad
asks for a volunteer
to say the family prayer.**

**What can you do to
be a light?**

**Your friend's
little sister is sick and has
to be in the hospital.**

**What can you do to
be a light?**

**You have a friend
that doesn't go to church.**

**What can you do to
be a light?**

**Your mom is
making dinner to
take to a family in your
neighborhood because
their Mom just had
a new baby.**

**What can you do to
be a light?**





