

EASY-PEASY-LEMON-SQUEEZY

# FRAME PACK FIT-O-MATIC™

YOU WILL NEED THE FOLLOWING:

- |                                     |  |
|-------------------------------------|--|
| 1) SCISSORS                         | 6) A WORKING PRINTER                   |
| 2) CLEAR TAPE                       | 7) A BIKE OR 2 IN NEED OF A FRAME PACK |
| 3) RULER OR TAPE MEASURE            | 8) COLD BEER*                          |
| 4) PIECE OF CARDBOARD OR CARD STOCK | 9) SPRAY ADHESIVE*                     |
| 5) 8.5" x 11" PAPER                 | 10) GLUE STICK*                        |

INSTRUCTIONS:

**HAVE A SIP OF BEER.\***

**SELECT 8.5 x 11 PORTRAIT MODE TO PRINT THIS PDF.**

**PRINT ALL PAGES AT 100% – BE SURE NOT TO SCALE.**

**TAPE TOGETHER PAGES 2, 3, 4 USING MARKS TO ALIGN.**

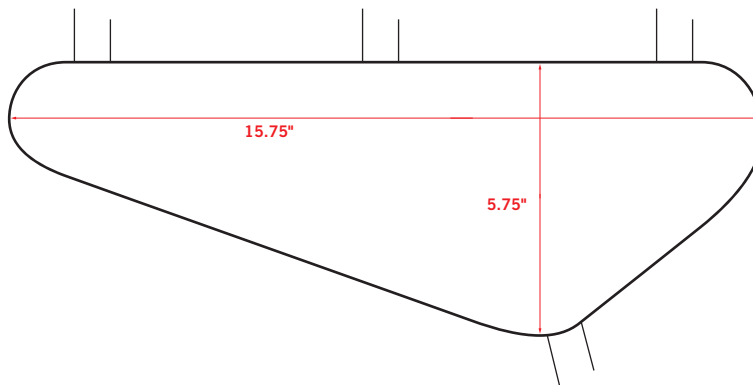
**DOUBLE CHECK MEASUREMENTS BEFORE TESTING FIT.**

**OPTIONAL: THE PAPER TEMPLATE WORKS GREAT, BUT IF YOU WANT A MORE RIGID MODEL, PASTE TAPED-TOGETHER PIECES TO A PIECE OF CARDBOARD OR CARDSTOCK USING SPRAY ADHESIVE FOR A GLUE STICK.\***

**CUT-OUT THE BAG SHAPE TO CREATE TEMPLATE TO DETERMINE BIKE FIT.**

**GOOD LUCK FRIEND.**

\* optional items & steps, but helpful



USE THIS IMAGE AS A GUIDE FOR YOUR FINAL TEMPLATE.DOUBLE CHECK THE BAG'S ACTUAL MEASUREMENTS AGAINST YOUR FINAL TEMPLATE.



E-MAIL US A PHOTO OF YOU USING THIS TEMPLATE AND WE'LL GIVE YOU A HIGH-FIVE. E-MAIL US A PHOTO OF YOU USING THIS TEMPLATE AND A PHOTO OF YOUR INSTALLED FRAME PACK ON YOUR BIKE AND WE'LL SEND YOU A SPECIAL "BROS" HOOK-UP. GOOD LUCK. SEND SUBMISSIONS TO: [banjobrothers.warrantydude@gmail.com](mailto:banjobrothers.warrantydude@gmail.com)



## MEDIUM FRAME PACK #01064

Weight: .69 lbs.

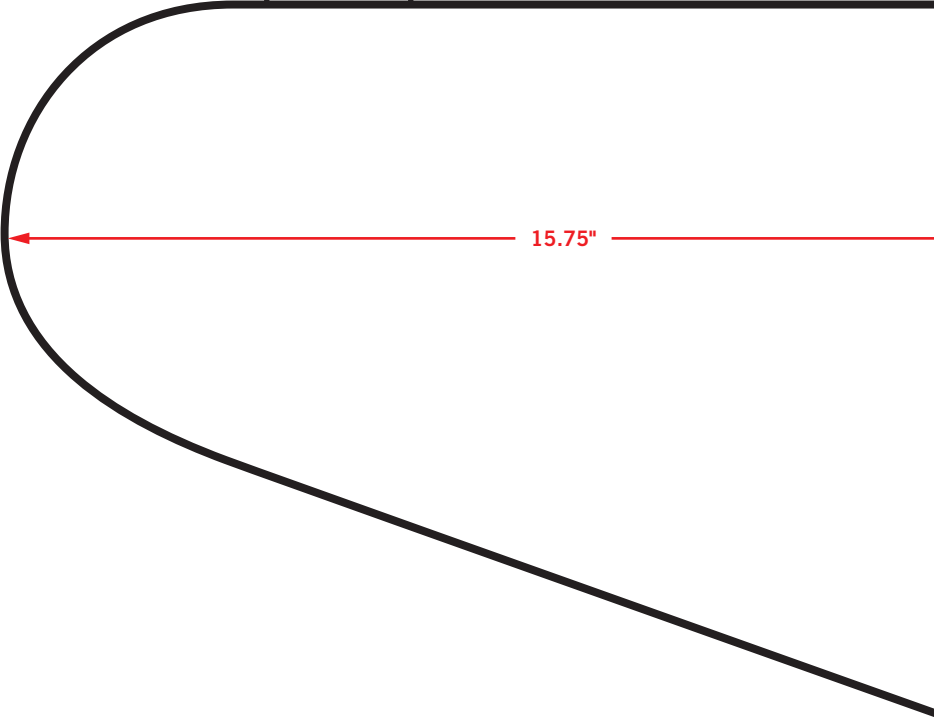
Dimensions: 15.75" L x 5.75" H x 2" W

Capacity: 102 cubic inches / 1.7 liters

Cut-to-length straps fit oversized tubes to 3" diameter

Align left edge  
of Pg 3 here →

Top Tube  
Rear Strap location




Align left edge  
of Pg 3 here →

Align right edge  
of Pg 2 here

Align left edge  
of Pg 4 here

Top Tube  
Center Strap location

Cut out bag shape  
to determine  
proper frame fit



## BANJO BROTHERS MEDIUM FRAME PACK #01064

Fit Tips: Banjo Brothers Frame Packs can be installed a couple of different ways; fat end of the bag toward the seat, or fat part toward the head tube, depending on your frame configuration.

5.75"

Down Tube Strap location

Align right edge  
of Pg 2 here

Align left edge  
of Pg 4 here

← Align right edge  
of Pg 3 here

Top Tube  
Front Strap location

← Align right edge  
of Pg 3 here