

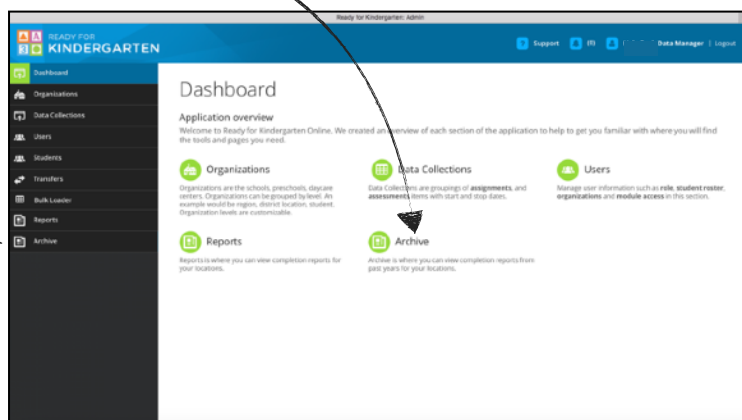


# ACCESSING ARCHIVED DATA


Jul 2018

This document provides guidance for accessing reports of previous year's data from the **"Archives"** area in the KReady system. Follow these steps to access the reports. Note that **only data that was downloaded during the previous assessment window is available to be downloaded from the data archive**. Download access to requested data may take longer depending upon the size of the organization/district data requested.

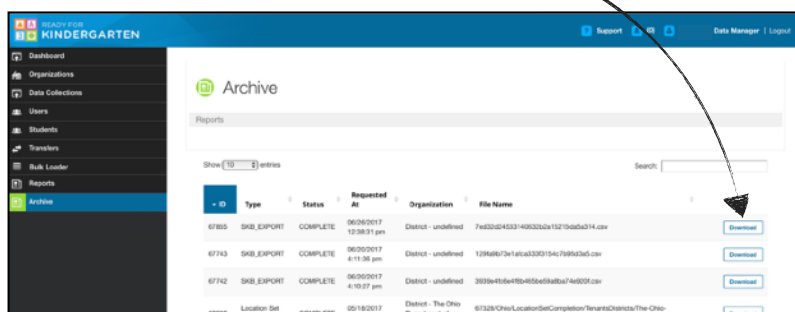
1. Select **"Archive"** from the dashboard or left-hand navigation



2. Select the desired **assessment period/data collection** to access the reports.



3. Select the desired download by clicking the **"Download"** button.



For Additional Support - Contact Help Desk: <https://www.ohio-k12.help/kready/>