

How to Use This Notebooking Pack

Welcome to Exploring Landmarks! These notebooking pages are designed to encourage students to research world landmarks and learn about when they were built, where they are located, and many other facts about them. Following the seven landmarks featured in this pack is a notebooking page that will allow your student to research one of the landmarks more deeply and write about their findings.

You will also find a short Sort it Out quiz at the end of the notebooking unit covering additional details of the landmarks. These can be used to encourage further study and research. An answer key to the quiz follows.

There are many ways to use this pack in your studies:

- These notebooking pages are perfect for deeper research after students have studied a time period or area of the world in history or social studies.
- Parents and teachers can use the pack to help create a list of ideas or areas you wish to explore as you plan your studies.
- Students can use the notebooking pages as a starting point for independent study. Have students take the research questions to the library or use at the computer to search for the answers to the questions. Allow plenty of time for rabbit trails so students can investigate facts and stories they discover as they complete their research for each landmark.
- It can also be used as a tool to help students practice and sharpen research and notetaking skills. Have students record where they find the answers to each question as they would if they were doing research for a paper or presentation. You can also use this record of sources to help them dig deeper into the topics that interest them.

However you use the pack in your curriculum, I hope you find many beautiful, historic landmarks to discuss together!

Copyright © 2017 by Bonnie Rose Hudson



Select graphics used courtesy of [Zip-a-Dee-Doo-Dah Designs](http://www.zipadeedoodah.com/), [RamonaM ClipArt](http://www.ramonamclipart.com/), and Poppydreamz Digital Art found on Teachers Pay Teachers @ <http://www.teacherspayteachers.com/Store/Poppydreamz-Digital-Art>.

All Rights Reserved. This book may not be reproduced or transmitted by any means, including graphic, electronic, or mechanical, without the express written consent of the author except in the case of brief quotations embodied in critical articles and reviews and those uses expressly described in the following Terms of Use. You are welcome to link back to the author's website, <http://writebonnierose.com>, but may not link directly to the PDF file. You may not alter this work, sell or distribute it in any way, host this file on your own website, or upload it to a shared website.

Terms of Use: For use by a family, this unit can be printed and copied as many times as needed. Classroom teachers may reproduce one copy for each student in his or her class. Members of co-ops or workshops may reproduce one copy for up to fifteen children. This material cannot be resold or used in any way for commercial purposes. Please contact the publisher with any questions.

Arc De Triomphe

Where was it built? _____

When was it built? _____

Who built it? _____


Was there a special reason for building it? _____

How was it used when it was built? _____

How is it used today? _____

What special/historic events have happened there? _____

What (if any) restoration work has been done to preserve the site? _____



Chichen Itza

Where was it built? _____

When was it built? _____

Who built it? _____


Was there a special reason for building it? _____

How was it used when it was built? _____

How is it used today? _____

What special/historic events have happened there? _____

What (if any) restoration work has been done to preserve the site? _____



Golden Gate Bridge

Where was it built? _____

When was it built? _____

Who built it? _____

Was there a special reason for building it? _____

How was it used when it was built? _____

How is it used today? _____

What special/historic events have happened there? _____

What (if any) restoration work has been done to preserve the site? _____



Rialto Bridge

Where was it built? _____

When was it built? _____

Who built it? _____


Was there a special reason for building it? _____

How was it used when it was built? _____

How is it used today? _____

What special/historic events have happened there? _____

What (if any) restoration work has been done to preserve the site? _____



St. Basil's Cathedral

Where was it built? _____

When was it built? _____

Who built it? _____

Was there a special reason for building it? _____

How was it used when it was built? _____

How is it used today? _____

What special/historic events have happened there? _____

What (if any) restoration work has been done to preserve the site? _____



Taj Mahal

Where was it built?_____

When was it built?_____

Who built it?_____


Was there a special reason for building it?_____

How was it used when it was built?_____

How is it used today?_____

What special/historic events have happened there?_____

What (if any) restoration work has been done to preserve the site?_____



Washington Monument

Where was it built? _____

When was it built? _____

Who built it? _____

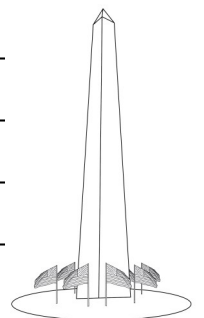
Was there a special reason for building it? _____

How was it used when it was built? _____

How is it used today? _____

What special/historic events have happened there? _____

What (if any) restoration work has been done to preserve the site? _____



[illegible]

Sort It Out

Below are listed facts about certain landmarks. Write the number of each fact below the name of the landmark it goes with.

1. Towers stand on each end of this landmark, holding steel cables from which the landmark hangs.
2. This landmark took about 22 years to build and covers, along with surrounding buildings, 42 acres (17 hectares).
3. This landmark was styled to resemble the arches of ancient Rome and was built in the neoclassical style of the late 1700s and early 1800s.
4. This landmark, the walls of which are 15 feet thick (4.6 meters) at the bottom and 18 inches (46 centimeters) thick at the top, is covered in white marble.
5. This landmark is considered to be a perfect example of the joining of Byzantine and Asiatic cultures in architecture. It was built to honor several military conquests.
6. This landmark, which is built in the shape of ancient Egyptian obelisks, is much larger than they were, reaching a height of 555 feet, 5 1/8 inches (169.29 meters).
7. This ancient landmark contained raised platforms, a pyramid, a public steam bath, and a very large ball court.
8. The total length of this landmark is almost 1 3/4 miles and contains a six-lane road and sidewalks for pedestrians.
9. This landmark, built by architects who won a design contest in the city where it is located, is made up of a single stone-arch span that supports a rectangular deck.
10. This landmark has a stairway consisting of 284 steps and sits in a circular plaza which has twelve grand avenues extending from it that form the shape of a star.
11. This ancient landmark, which occupied 4 square miles, had an observatory used to study the stars.
12. This landmark, of which the main building is 186 feet (56.7 meters) square, is made of white marble.
13. This landmark was constructed on Red Square by Tsar Ivan IV (Ivan the Terrible) and now is mostly part of the State Historical Museum.
14. The bridge that was originally located where this landmark now stands was a wooden pontoon bridge. It was replaced by this landmark after collapsing a number of times.

St. Basil's Cathedral	Taj Mahal	Washington Monument	Rialto Bridge	Arc De Triomphe	Chichen Itza	Golden Gate Bridge

Sort It Out

Answer Key

St. Basil's Cathedral	Taj Mahal	Washington Monument	Rialto Bridge	Arc De Triomphe	Chichen Itza	Golden Gate Bridge
5	2	4	9	3	7	1
13	12	6	14	10	11	8