



# Cambridge Police Department BridgeStat

December 2015

Produced by the Crime Analysis Unit

***\*Preliminary 2015 Year-to-Date numbers are subject to change as data are finalized in the coming weeks.***



# Part I Total Crime

The preliminary end-of-the-year figures for 2015 through December 28<sup>th</sup> indicate that serious crime in Cambridge remained relatively unchanged when compared with the same time period last year. There have been just 9 fewer Part 1 Index Crimes reported in the City so far this year. When measured against the 5-year average for the first 352 days of the year, a notable 11% decline in crime has been recorded.

Further analysis of the overall statistics so far this year reveals that violent crime fell from 297 incidents in 2014 to 296 this year. Property crimes saw just 8 fewer incidents when compared with the 2014 numbers.

The property crime of burglary has been the one statistical aberration to the relatively stable serious crime index. Burglary has incurred a 54% increase with 153 additional breaks reported. The surge in burglary this year should be tempered by the fact that the 2014 totals for this property crime in Cambridge were at their 50-year nadir.

	4 Week Snapshot			Year to Date			Five Year	
	11/3 - 11/30	12/1 - 12/28	Change	2014	2015	Change	Avg	Change
Total Violent Crime	17	21	24%	297	296	0%	357	-17%
Total Property Crime	194	203	5%	2550	2542	0%	2847	-11%
Total Part I Crime	211	224	6%	2847	2838	0%	3205	-11%



# Part I Property Crime

Analysis of property crime totals for the first 352 days of 2015 denotes an unchanged statistical scale when compared with the 2014 totals and a 11% drop below the 5-year average. The most significant fluctuation for this year is the 94% increase in the commercial burglary category. We are attributing this increase in commercial breaks to an upsurge in regional activity over the first six months of 2015. This trend then reversed when declines of 57%, 43%, and 50% in commercial burglaries were recorded for the summer months of June, July, and August. The warm weather months typically are plagued with numerous larceny from motor vehicle and larceny from the person series. There was not a pattern for these crimes identified in Cambridge over the final 6 months of the year. Larceny from the person (-40%) and larceny from MVs (-34%) have registered significant percentage declines below their 5-year averages.

	4 Week Snapshot			Year to Date			Five Year	
	11/3 - 11/30	12/1 - 12/28	Change	2014	2015	Change	Avg	Change
<b>Burglary</b>	<b>36</b>	<b>38</b>	<b>6%</b>	<b>283</b>	<b>436</b>	<b>54%</b>	<b>396</b>	<b>10%</b>
Commercial Break	4	6	50%	51	99	94%	66	50%
Housebreak	32	32	0%	232	337	45%	329	2%
<b>Larceny</b>	<b>145</b>	<b>161</b>	<b>11%</b>	<b>2131</b>	<b>1981</b>	<b>-7%</b>	<b>2323</b>	<b>-15%</b>
Larceny (Misc)	3	4	33%	48	46	-4%	37	24%
Larceny from Building	28	25	-11%	381	339	-11%	388	-13%
Larceny from MV	26	23	-12%	505	400	-21%	605	-34%
Larceny from Person	10	15	50%	220	180	-18%	302	-40%
Larceny from Residence	29	44	52%	222	284	28%	211	35%
Larceny of Bicycle	22	13	-41%	328	362	10%	357	1%
Larceny of Plate	2	1	-50%	27	25	-7%	31	-19%
Larceny of Services	3	2	-33%	16	16	0%	20	-20%
Shoplifting	22	34	55%	384	329	-14%	371	-11%
<b>Auto Theft</b>	<b>13</b>	<b>4</b>	<b>-69%</b>	<b>136</b>	<b>125</b>	<b>-8%</b>	<b>129</b>	<b>-3%</b>
<b>Total Property Crime</b>	<b>194</b>	<b>203</b>	<b>5%</b>	<b>2550</b>	<b>2542</b>	<b>0%</b>	<b>2847</b>	<b>-11%</b>



# Part I Violent Crime

From January 1<sup>st</sup> to December 28<sup>th</sup> of 2015, there were 296 violent crimes registered in Cambridge, one fewer incident than during the same time period in 2014 and 61 incidents (-17%) under the total of 357 violent crimes for the 5-year weighted average forecast for 2015.

Street robbery, which fell a stunning 41% in 2014, increased by two crimes (+4%) in 2015. When measured against the 5-year average forecast of 87 incidents, there were 34 fewer street robberies recorded, which translates to a sizeable decline of 39%. Commercial robbery dropped 18% with five fewer incidents in 2015.

The three murders in Cambridge during 2015 were all cleared by arrest. There were two murders in the City in 2014, one of which remains unsolved. Preliminary counts indicate that there were 32 rapes reported in Cambridge through December 28<sup>th</sup> of 2015, exactly the same number that was reported during the same time period in 2014.

Aggravated assault increased by one incident from 184 in 2014 to 185 in 2015.

	4 Week Snapshot				Year to Date				Five Year	
	11/3 - 11/30	12/1 - 12/28	Change		2014	2015	Change		Avg	Change
Homicide	0	0	IN-CALC		2	3	50%		2	50%
Rape	4	4	0%		32	32	0%		28	14%
Robbery	4	4	0%		79	76	-4%		113	-33%
Commercial Robbery	2	0	-100%		28	23	-18%		26	-12%
Street Robbery	2	4	100%		51	53	4%		87	-39%
Aggravated Assault	9	13	44%		184	185	1%		214	-14%
Total Violent Crime	17	21	24%		297	296	0%		357	-17%



# MURDER

No Patterns

- **There were three murders in Cambridge in 2015.**
- On April 14<sup>th</sup>, 2015, Carlos D. Colina was arraigned in Middlesex District Court and was charged with the murder of Jonathan Camilien, 26, of Somerville. This was the first murder of 2015 in Cambridge. Colina was indicted in Superior Court on June 11<sup>th</sup>, 2015, on charges of murder and improper disposal of human remains after the victim's dismembered body was found in Kendall Square in April.
- On August 24<sup>th</sup>, Roosselin Altidor, 25, of Medford was arraigned in Cambridge District Court on a charge of murder in connection with a homicide in Cambridge on Wednesday, August 12. Rasaun Nichols, 31, of Cambridge, was killed by gunshots while in a vehicle in the area of Newtowne Court. This incident was the second homicide of 2015.
- Antwan Gonsalves, 33, of Cambridge was arrested on September 24<sup>th</sup> and charged with murder in connection with a homicide that involved a stabbing in Central Square on the night of September 12, 2015. This incident was the third homicide of 2015 in Cambridge.
- All three murders in Cambridge during 2015 were cleared by an arrest. Twenty-four of the thirty murders in Cambridge since 2000 (80%) have been cleared by an arrest / suicide of the perpetrator. Since 1990, Cambridge has averaged two murders per year, which is a decrease from the 30-year period between 1960 to 1990 when the average was slightly less than five per year.

## Percent Change\*

Last 4 Weeks

-0%

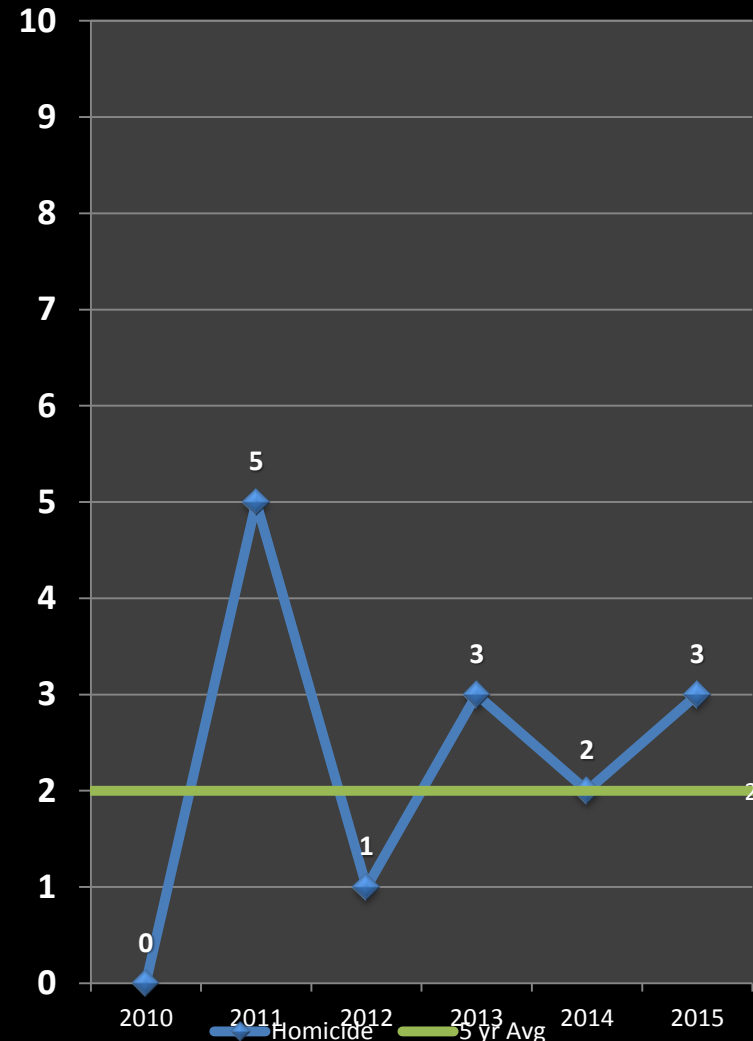
Previous Year

+50%

5 Year Average

+50%

\*IN -CAL: Percentages are not calculated for numbers so small as to present a statistically misleading percentage.







# Unsolved Murders: 1999 to 2016

Cambridge Police BridgeStat

**Colin Burton**, 30, of Dorchester, was shot and killed outside of Hi - Fi Pizza on Mass Ave in Central Square on September 18<sup>th</sup>, 1999. Burton was talking with the occupants of a Ford Explorer when the subject in the passenger seat fired through the window. Two suspects fled the scene. The case remains under active investigation.



September 18, 1999, Mass Ave



April 5, 2002, Mass Ave

**Ian Gray**, 19, of Mattapan, was in an argument outside of the Rhythm & Spice restaurant that spilled out onto Mass Ave. A suspect that had left the scene returned with a group of people and a fight ensued. A knife was produced during the altercation and four gunshots were fired, fatally wounding Gray. This case remains open.

On June 17<sup>th</sup>, 2002 at 7:00PM, **Ricardo Williams**, 27, of Malden, was found in the driver's seat of a motor vehicle suffering from a gunshot wound to his face. Williams was taken to CCH where he was pronounced dead. This case remains open.



June 17, 2002, Windsor St.

**\*Anyone with information about these crimes is asked to contact CPD at 617-349-3370.\***



# Unsolved Murders: 1999 to 2016

**Jason Ellcock**, 33, of Malden, formerly of Cambridge and father of three, was found with multiple gunshot wounds in front of the driveway to 364 Rindge Ave at 3:05 AM on the night of June 16<sup>th</sup>, 2009. He was pronounced dead at the scene. This incident remains under investigation.



June 16, 2009, Rindge Ave



March 12, 2011, Brookline St.

**James Lauture**, 30, of Cambridge, was sitting in a vehicle near Brookline and Watson Streets just after midnight on Saturday, March 12<sup>th</sup>, 2011, when an unknown gunman opened fire. The occupants in the car were able to drive to Central Square. Lauture died from multiple gunshot wounds. The other man in the vehicle survived. This case remains open.

On June 3<sup>rd</sup>, 2012, **Charlene Holmes**, 16, of Cambridge, was shot while sitting on a porch on Willow St. She later succumbed to her wounds at the hospital. The investigation into this incident remains active, but no arrests have been made to date.



June 3, 2012, Willow St



July 3, 2014, Windsor Street.

On July 3<sup>rd</sup>, 2014, at 10:00 PM, **Kensley David**, 22, suffered a single gunshot wound to the head while on Windsor Street. Investigators believe that the incident was not random. This case remains under investigation

**\*Anyone with information about these crimes is asked to contact CPD at 617-349-3370.\***



# RAPE

*No Patterns*

- Preliminary counts indicate that there were 32 rapes reported in Cambridge through December 28<sup>th</sup> of 2015, exactly the same number that was reported during the same time period last year.
- The following is the preliminary breakdown of Rape classifications in Cambridge so far in 2015: one stranger-to-stranger, seventeen involving acquaintances, eight contact situations, one domestic sexual assault, three blitz scenarios, and two incidents that are still under investigation and have yet to be classified.
- The only stranger-to-stranger incident reported in 2015 involved the following case: there was a blitz attack reported in the early morning hours of 7/24/15. A woman reported that she was the victim of an attempted sexual assault in West Cambridge. The victim was walking home from a friend's house alone. The victim was able to fend off the attacker and the suspect fled the area. Cambridge Police Department detectives are actively investigating this incident. A citywide alert was issued in response to this incident.

## Percent Change\*

Last 4 Weeks

**0%**

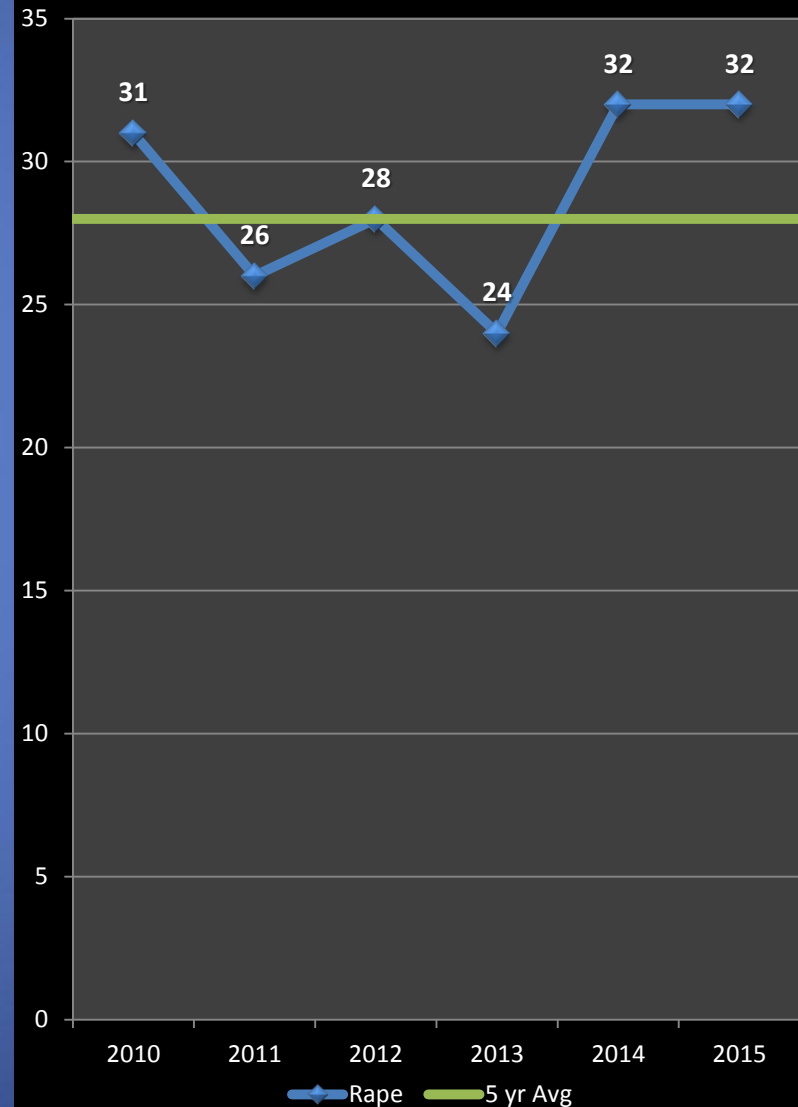
Previous Year

**0%**

5 Year Average

**+14%**

\*IN -CAL: Percentages are not calculated for numbers so small as to present a statistically misleading percentage.







# AGGRAVATED ASSAULT

## No Patterns

- There were 184 aggravated assaults reported during the first 362 days of 2014, and there were 185—one additional aggravated assault—reported for the same time period in 2015. When measuring this violent index crime against the 5-year average for the time period between January and the 28<sup>th</sup> of December, there has been a decline of 14%, with 29 crimes below the projected average of 214 aggravated assaults.
- Aggravated Assaults jumped from 9 incidents in November up to 13 violent crimes during December. The 13 aggravated assaults during December included: two fights at the time of bar closings in Central Square; four domestic assaults, three of which were in North Cambridge; two road rage incidents centered around parking issues in Central Square; two bar assaults in Central Square; and three unprovoked incidents scattered throughout the City.
- Domestic assaults, which typically make up 35% to 40% of the aggravated assault total in Cambridge, declined to 28% of this violent crime type in 2015.

### Classification of Top Categories: 1.1.15 to 12.28.15

Type	Number
Domestic	52
Unprovoked	34
Homeless	17

### Percent Change

Last 4 Weeks

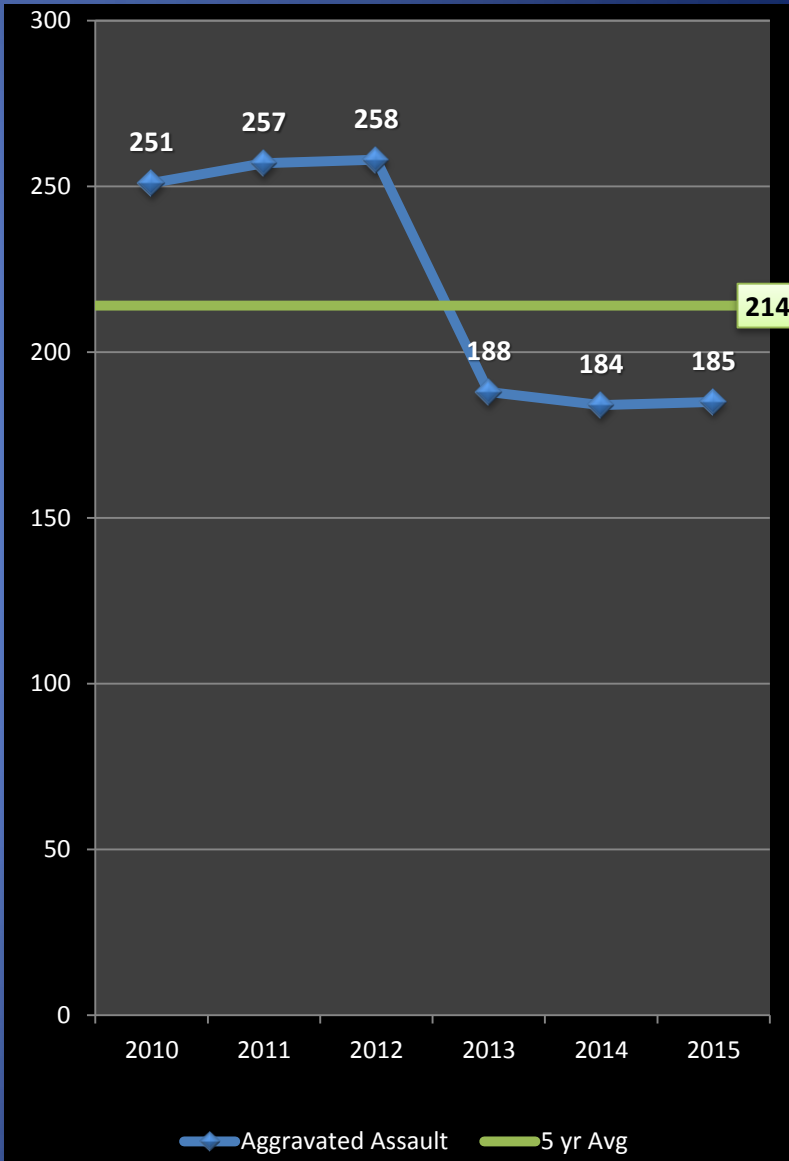
+44%

Previous Year

+1%

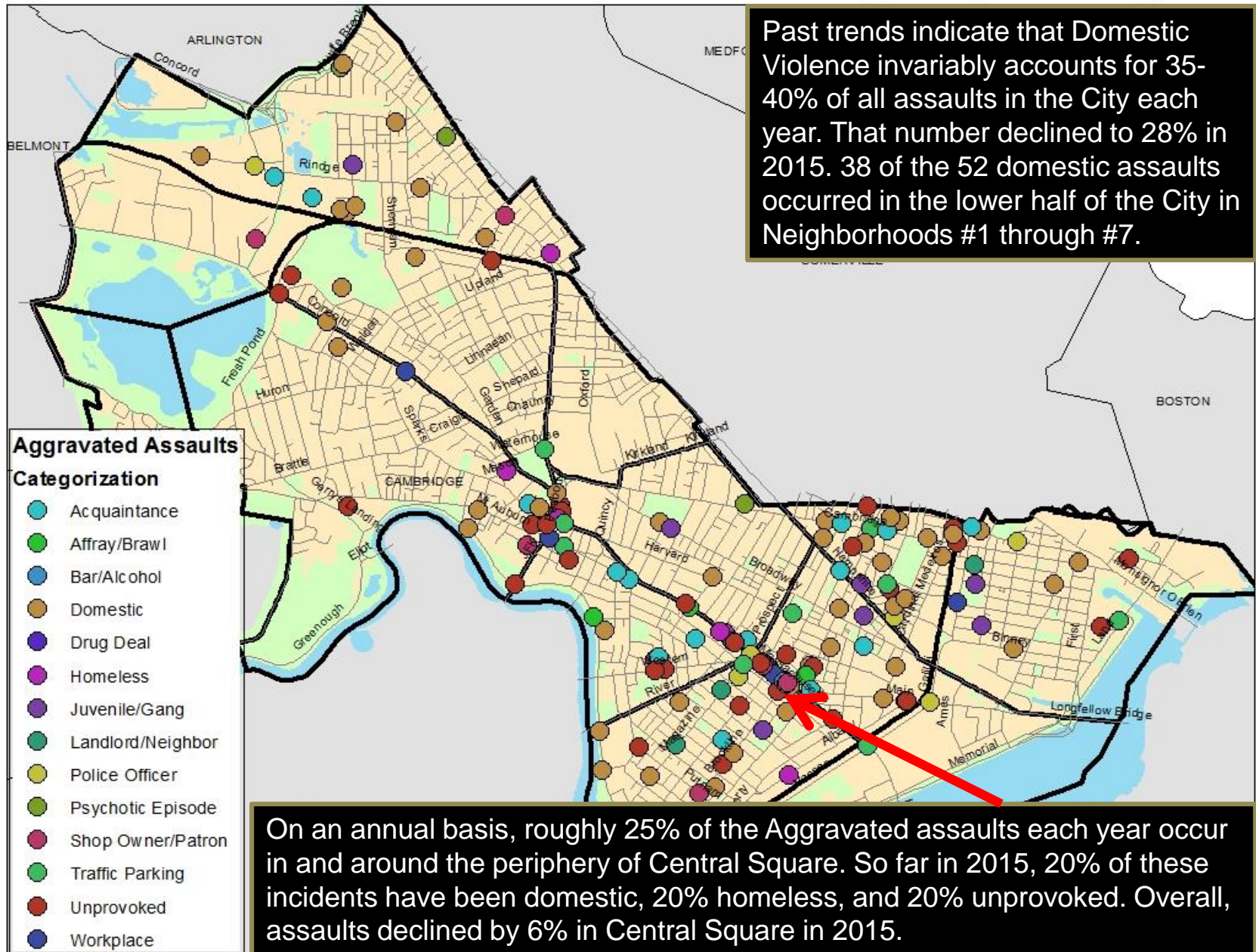
5 Year Average

-14%





# Geographic Breakdown of Aggravated Assaults: 1.1.15 to 12.28.15





# ROBBERY

*No Patterns*

- The five-year average for overall robbery in Cambridge for the first 362 days of the year is 113 incidents. From January 1<sup>st</sup> to December 28<sup>th</sup> of 2015, 76 robberies were registered, which translates to a 33% decline below the projected total and a slight dip in the count (-4%) when compared with the 79 robberies reported during same time period in 2014.
- Commercial robbery slipped 18% when measured against with the first 352 days of 2014, with five fewer incidents recorded. The robbery on 6/1 at the East Cambridge Savings Bank in Porter Square was the first bank heist in Cambridge in 363 days. Since that incident there have been eight additional bank robberies recorded in the City. The suspects in seven of these crimes were note-passing robbers. Arrests or warrants have been issued in six of the bank robberies.
- The five-year average for street robbery in Cambridge for the first 352 days of the year is 87 incidents. Between January 1<sup>st</sup> and December 28<sup>th</sup> of 2015, 53 incidents were tallied, revealing a 39% decline below the projected total. The street robbery total in 2014 was the lowest in Cambridge in 50 years.
- In June of 2015, there were 11 street robberies in the City. Four street robberies were then recorded during July. The astonishingly low total of one street robbery was reported in Cambridge for the month of August. September brought eight eclectic, unrelated robberies with no street robbery patterns identified during the entire Summer of 2015. There were 3 scattered and unrelated street robberies in Cambridge during October. Another exceptionally low total with only two street robberies in the City was seen during November. December brought six scattered and non-predatory incidents.

## Percent Change

Last 4 Weeks

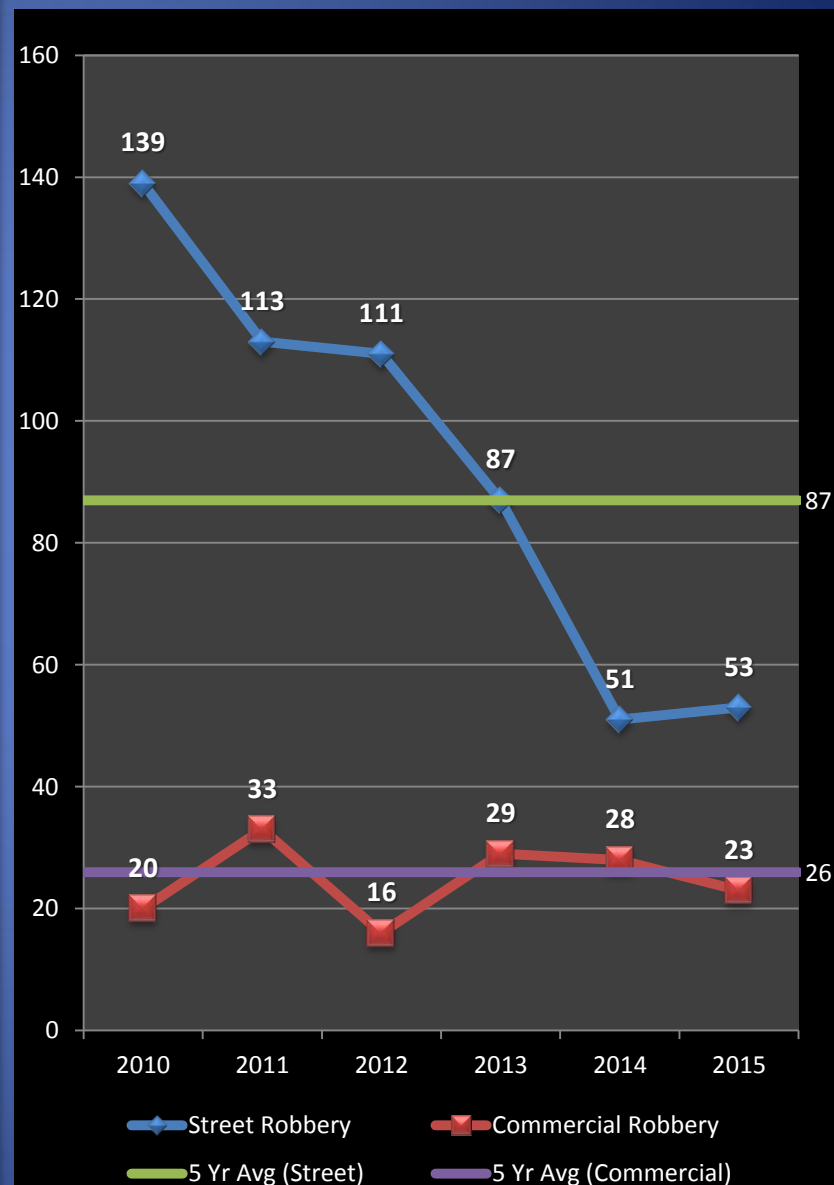
**0%**

Previous Year

**-4%**

5 Year Average

**-33%**







# Geographic Breakdown of Street Robberies: 1.1.15 to 12.28.15

Fewer than 20% of the street robberies in the City in 2015 were west of Harvard Square

Between January 1<sup>st</sup> and December 28<sup>th</sup> of 2015, 53 street robberies were tallied in the City, revealing a 39% decline below the five-year average for this violent crime type. There has not been an established street robbery pattern identified in Cambridge in over two years.

40% of the street robberies in the City in 2015 were concentrated in the neighborhoods in and around the periphery of Central Square.

- Street Robbery Categorization**
- Acquaintance
  - Bikejacks
  - Bully Boys
  - Domestic
  - Drug Deal
  - Home Invasion
  - Homeless
  - Pack Robbery
  - Predatory (Crude)
  - Predatory (Pro.)
  - Purse Snatching

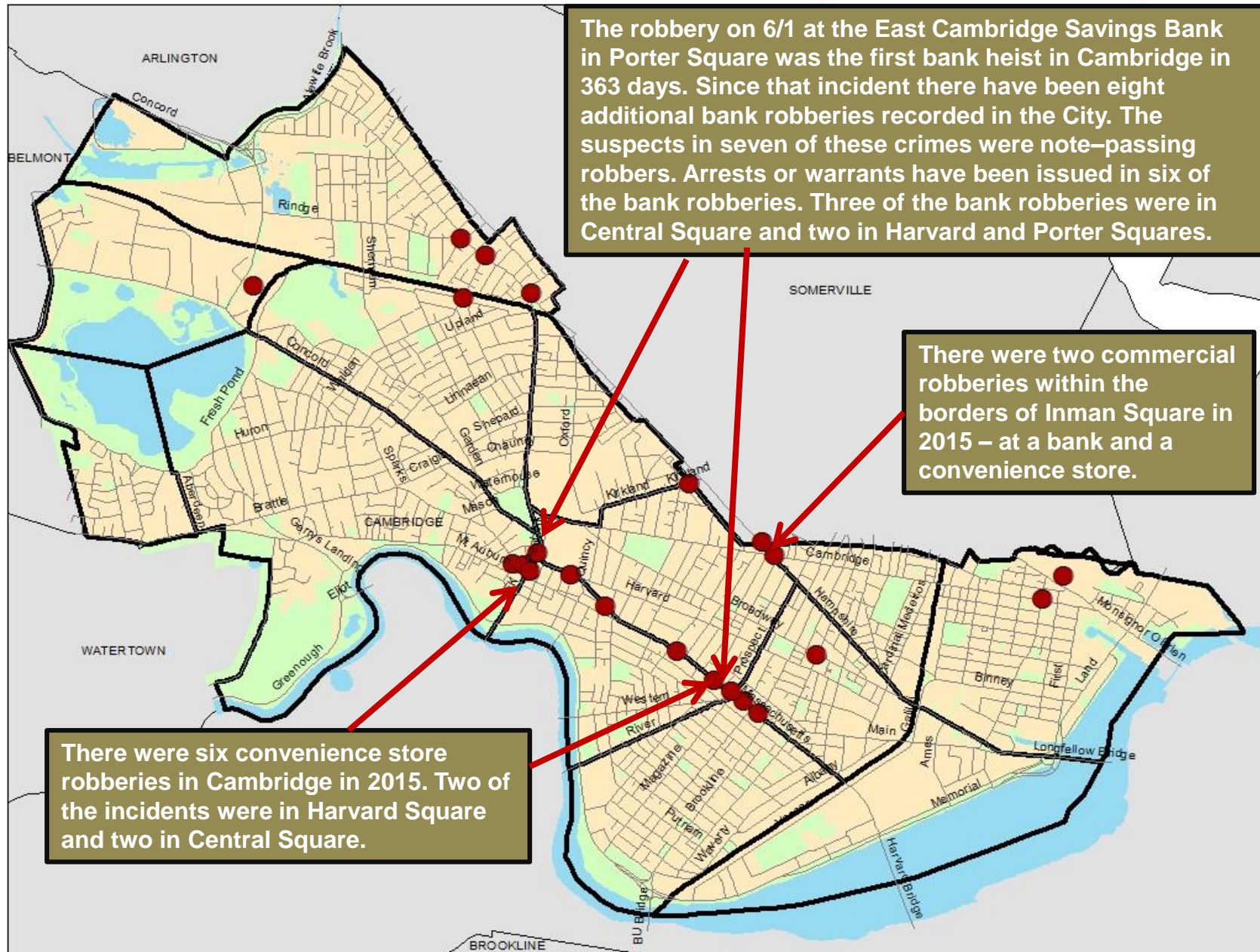
Street robbery in and around the periphery of Harvard Square fell from eleven incidents in 2014 to five street robberies in 2015.

There was a series of robberies involving multiple male suspects threatening violence in lower Cambridge during May and June - Nothing similar in the area since 6.24.15.





# Geographic Breakdown of Commercial Robberies: 1.1.15 to 12.28.15





# Burglary

## No Patterns

- After recording a historic 50-year nadir in 2014, the property index crime of burglary, the combination of residential and commercial breaks, has soared upward 54% in 2015 when measured against the first 352 days of 2014. Much of this rise can be attributed to a surge in commercial breaks from 51 incidents in 2014 to 99 between January and December 28<sup>th</sup> of 2015.
- The five-year average for overall burglary in Cambridge for the first 352 days of the year is 396 incidents. From January 1<sup>st</sup> to December 28<sup>th</sup> of 2015, 436 burglaries were reported, which converts to a 10% increase above the projected total.
- Commercial break trends identified in 2015 consist of a series of construction site breaks in February, and a clustering of incidents in Porter Square, Huron Village, and Central Squares that have abated since the middle of March. There had been a sharp increase in thefts from offices in Central and Porter Squares during April and May of this year. No distinctive commercial burglary trends or patterns have been identified over the past 7 months.
- All housebreak patterns that had been identified during the Autumn months have been brought to conclusions either through arrests or interdiction of these incidents with increased patrols. A series of daytime breaks in Mid-Cambridge over the second and third weeks of the November and sporadic breaks in Cambridgeport are no longer being reported.

### Percent Change

Last 4 Weeks

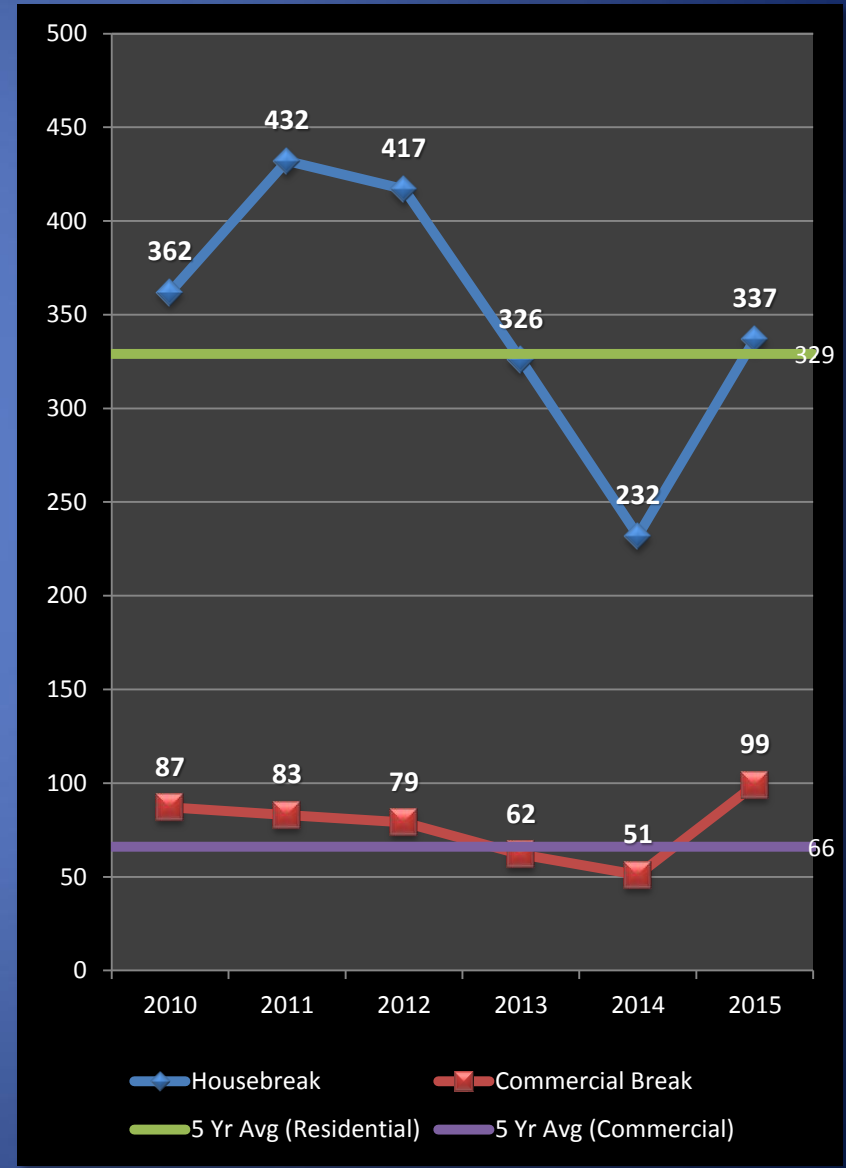
Previous Year

5 Year Average

+6%

+54%

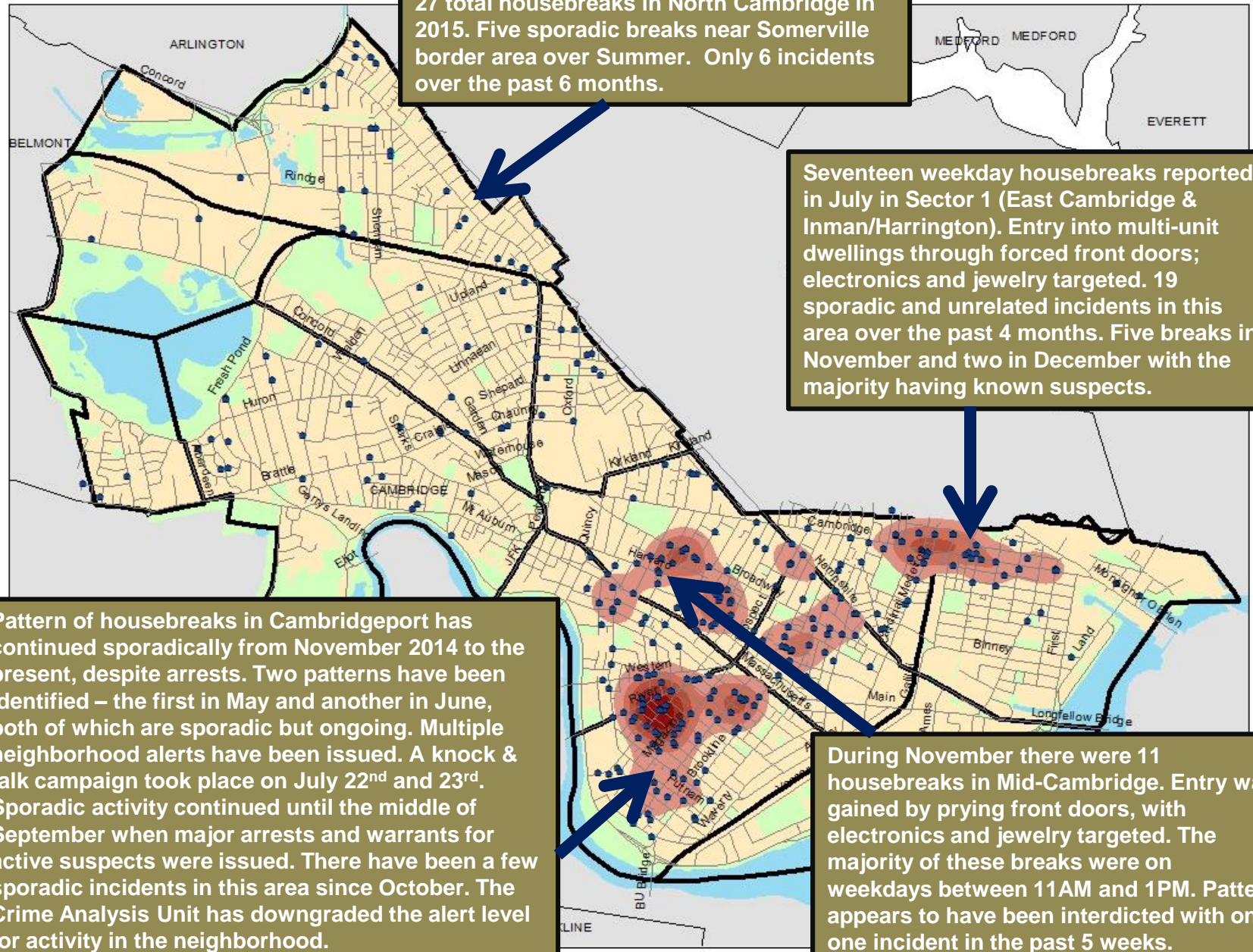
+10%







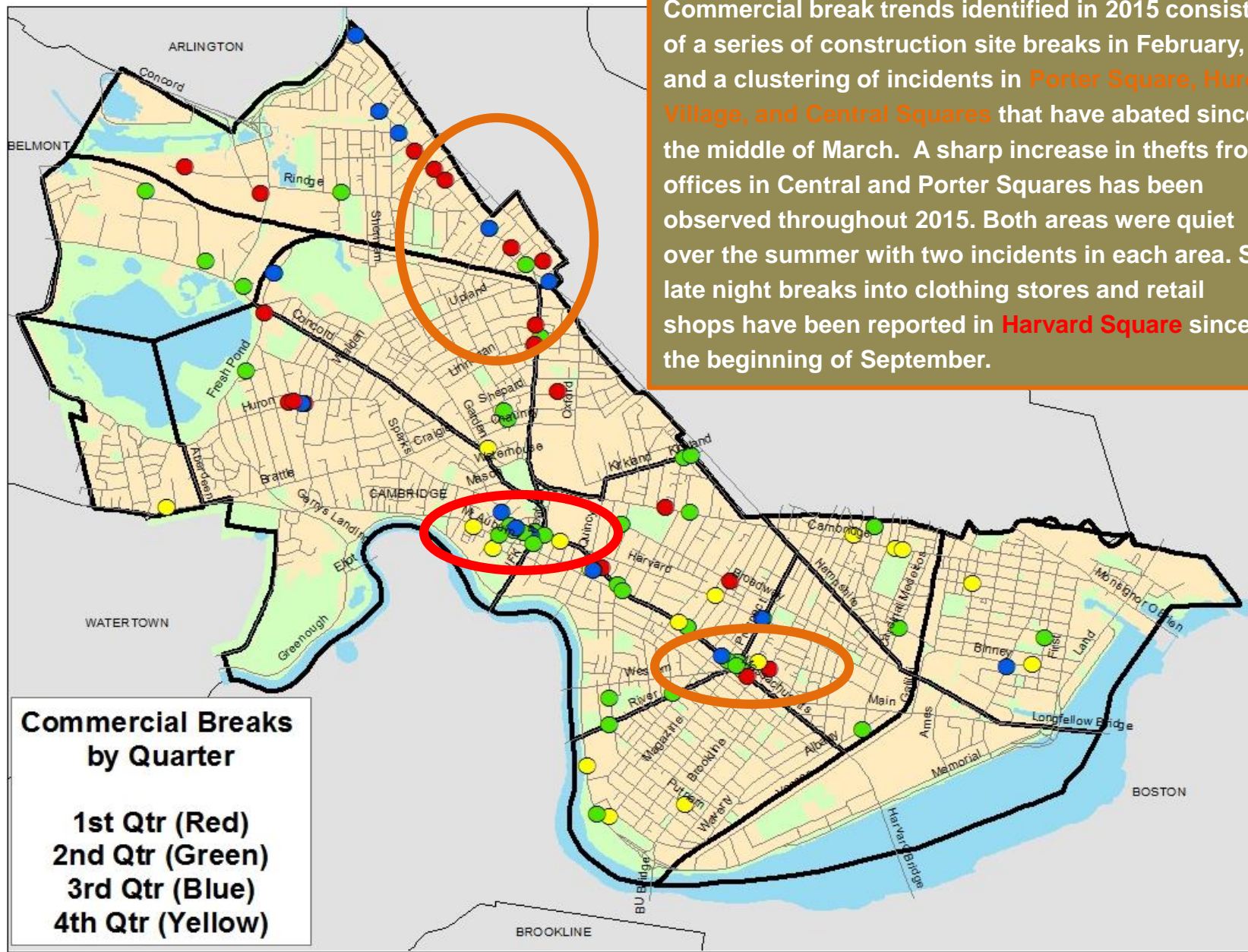
# Geographic Breakdown of Housebreaks: 1.1.15 to 12.28.15





# Geographic Breakdown of Commercial Burglary: 1.1.15 to 12.28.15

Commercial break trends identified in 2015 consist of a series of construction site breaks in February, and a clustering of incidents in **Porter Square, Huron Village, and Central Squares** that have abated since the middle of March. A sharp increase in thefts from offices in Central and Porter Squares has been observed throughout 2015. Both areas were quiet over the summer with two incidents in each area. Six late night breaks into clothing stores and retail shops have been reported in **Harvard Square** since the beginning of September.







# LARCENY

*No Patterns*

- **Overall larceny through Dec. 28<sup>th</sup> of 2015 remained at 7% (or 150 incidents) below the same time frame in 2014.** The preliminary total of 1981 larcenies reported year-to-date is also 15% below the 5-year weighted average of 2323 incidents.
- **Larcenies from motor vehicles year-to-date through Dec. 28<sup>th</sup> have decreased by 105 crimes, or 21%, from the number reported during the same time frame in 2014.** There are currently no patterns anywhere in the city.
- **Larcenies from the person in 2015 remained well below the 2014 totals throughout the entire year. Through Dec. 28<sup>th</sup> of 2015, this crime type was down 18% when compared with the same time frame last year, and was 40% below the 5-year average.** Only 15 incidents were reported citywide in December, which is actually up 50% (5 incidents) over November. Harvard Square had the most incidents in December with 5.
- **There have been 339 larcenies from buildings reported through Dec. 28<sup>th</sup> of 2015.** This is 11% (42 incidents) below the 381 incidents reported in 2014 and 13% below the 5-year average of 388. There are no patterns or trends of this crime type anywhere in the city at the present time.
- **Larcenies from residences continue to be on the rise, registering 28% (62 incidents) higher through Dec. 28<sup>th</sup> of 2015 than during the same time frame last year.** Approximately 55% (155) of the 284 incidents to date have involved package thefts from residences. There were 12 thefts reported in October, 17 in November, and 34 in December, which is not surprising in light of the holiday season and corresponding increase in package deliveries. Year-to-date, Mid-Cambridge has seen the most with 39, followed by Cambridgeport with 26, Peabody with 21, and North Cambridge with 18. Thefts have been most prevalent on Monday, Wednesday, and Thursdays afternoons. Two males from Allston were arrested on 12/23/15 after they were caught stealing packages on Green St.
- **Through 12/28/15, there have been 362 bikes reported stolen in Cambridge, up 10% from the 328 reported through the same time in 2014 and 5 incidents above the 5-year average.** As would be expected with the cooler weather, bike thefts dropped by 9 incidents (41%) from November to December. Mid-Cambridge saw the most activity in December with 3 sporadic incidents.

## Percent Change

Last 4 Weeks

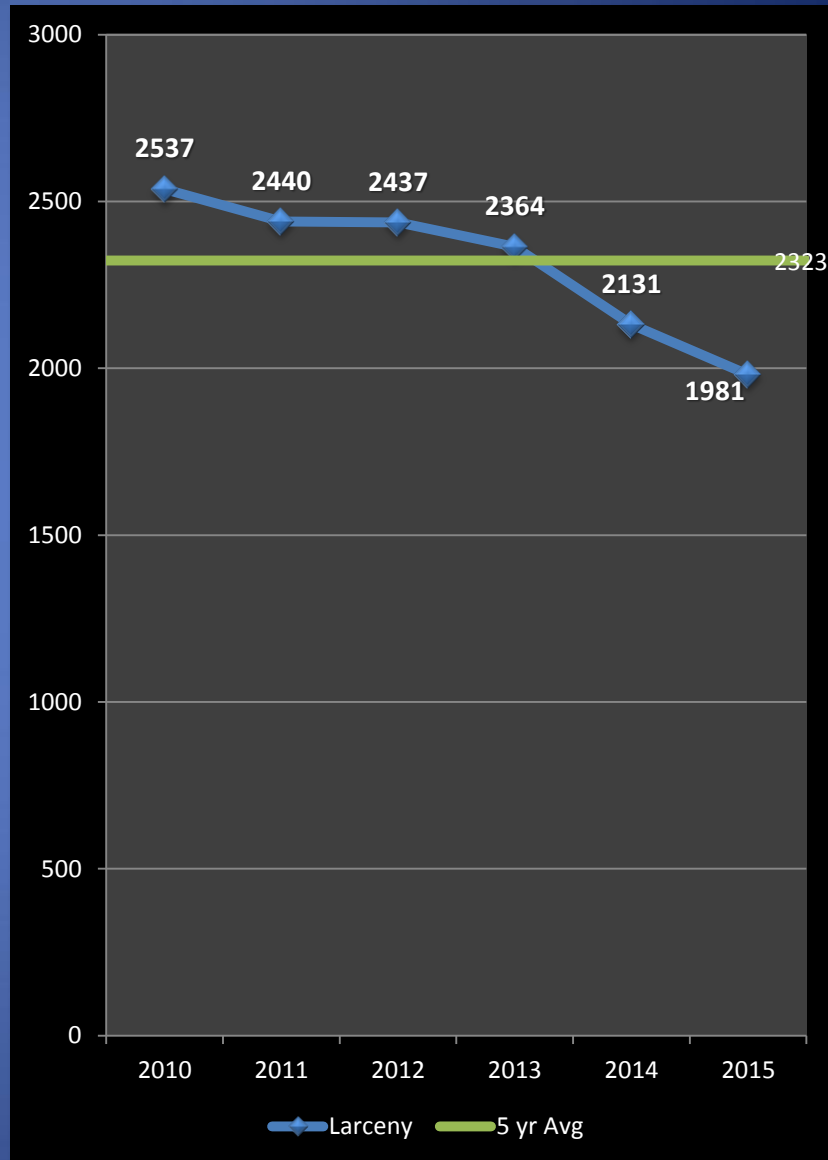
**+11%**

Previous Year

**-7%**

5 Year Average

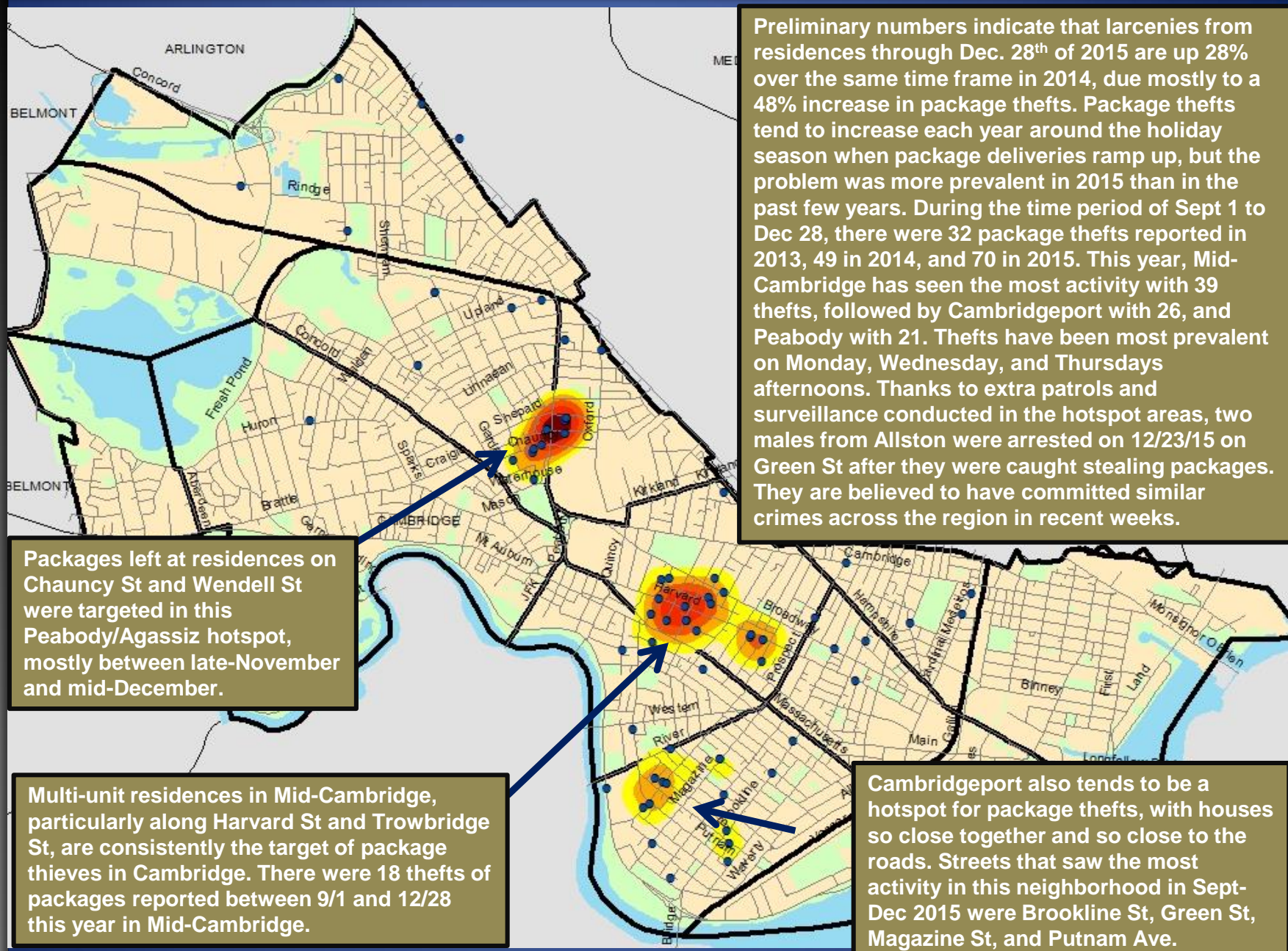
**-15%**





# Geographic Breakdown of Package Thefts: 9.1.15 to 12.28.15

Cambridge Police BridgeStat



December  
2015





# LARCENY From MV

*No Patterns*

- Larcenies from motor vehicles plummeted from 505 thefts over the first 362 days of 2014 down to 400 incidents through December 28<sup>th</sup> of 2015 to register a 21% decline. The 5-year average for larceny from MVs in Cambridge through December 28<sup>th</sup> is 605 incidents. The 400 LMVs so far in 2015 indicates a 34% decline below the projected total.
- The Summer of 2015 was exceptionally quiet for a target crime that usually peaks during the warm weather months. The combined total of 63 LMVs in Cambridge for the months of July and August was an astonishingly low number. Warm weather weekends in Cambridge usually produce ten thefts from cars in the City. That number fell to an average of three incidents per weekend during the Summer of 2015. This trend has continued from September until the end of the year.
- While certain motor vehicle parts, such as tires, airbags, and catalytic converters, have been targeted in surrounding communities in Greater Boston in 2015, few such thefts have occurred in Cambridge this year.
- There was a one-night spree in Area 4 during late October where a number of vehicles were entered by smashing windows, the only incident of this crime scenario in 2015.
- Small clusters of thefts from unlocked vehicles at night were identified around the periphery of Harvard Square at the end of December. Extra patrols have been assigned to the area.

## Percent Change

Last 4 Weeks

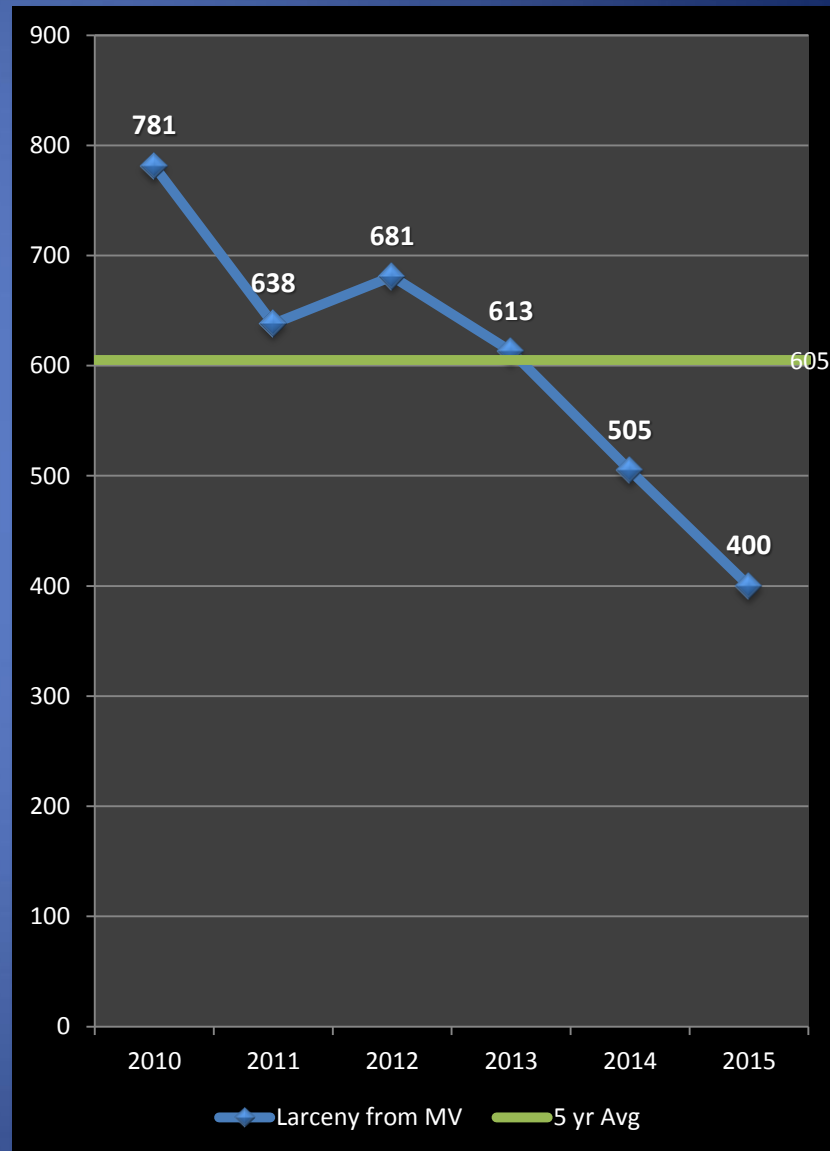
**-12%**

Previous Year

**-21%**

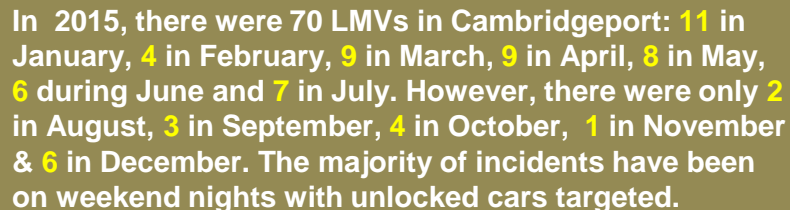
5 Year Average

**-34%**





## December 2015



**Close to 70% of the LMVs Citywide between January and April were in North Cambridge & Peabody. Over the next five weeks, directed patrols and the arrest of a pair of suspects from Somerville interdicted this activity. However, over the past two months there has been a small spike in activity around this area.**

**On 10/23/15 at 5:30 AM, an unknown suspect was observed breaking into six MVs on Washington St by smashing the right front windows, rummaging through MV contents, and fleeing on a bike.**





# LARCENY: *from Person*

## No Patterns

- Preliminary numbers indicate that larcenies from the person are down 40 incidents (-18%) through the first 12 months of 2015 when compared with the same time frame in 2014. The total of 180 incidents reported thus far in 2015 is also 122 incidents, or 40%, below the five-year average of 302. Incidents have increased over the last four weeks when compared with the previous four weeks, with 5 more reported. All business areas throughout the city saw activity in December, with Harvard Square reporting the most with 5, followed by Central Square, Bay Square, Porter Square and the Galleria Mall all reporting 2 incidents.
- Very little pattern activity was seen in 2014, and this trend continued throughout 2015. In past years, much of the larceny from person activity was reported at bars and restaurants in the Squares (known as "dipper" activity). In October, there were six dipper incidents reported citywide, but in November and December only four incidents each month were categorized as such, with three taking place in Harvard Square and one in Central Square during December.
- Considering the busy shopping month that December is, it is no surprise that larcenies from the person increased. More people were out and about, making for a target rich environment. However, the Galleria Mall only experienced two thefts from the person during this time while the majority of the incidents occurred at restaurants or cafes.
- Another trend we saw during the warmer months this summer were thefts at parks while victims' belongings were left unattended. No patterns developed.
- No arrests were made in December but suspects were developed in three of the incidents.

### Percent Change

Last 4 Weeks

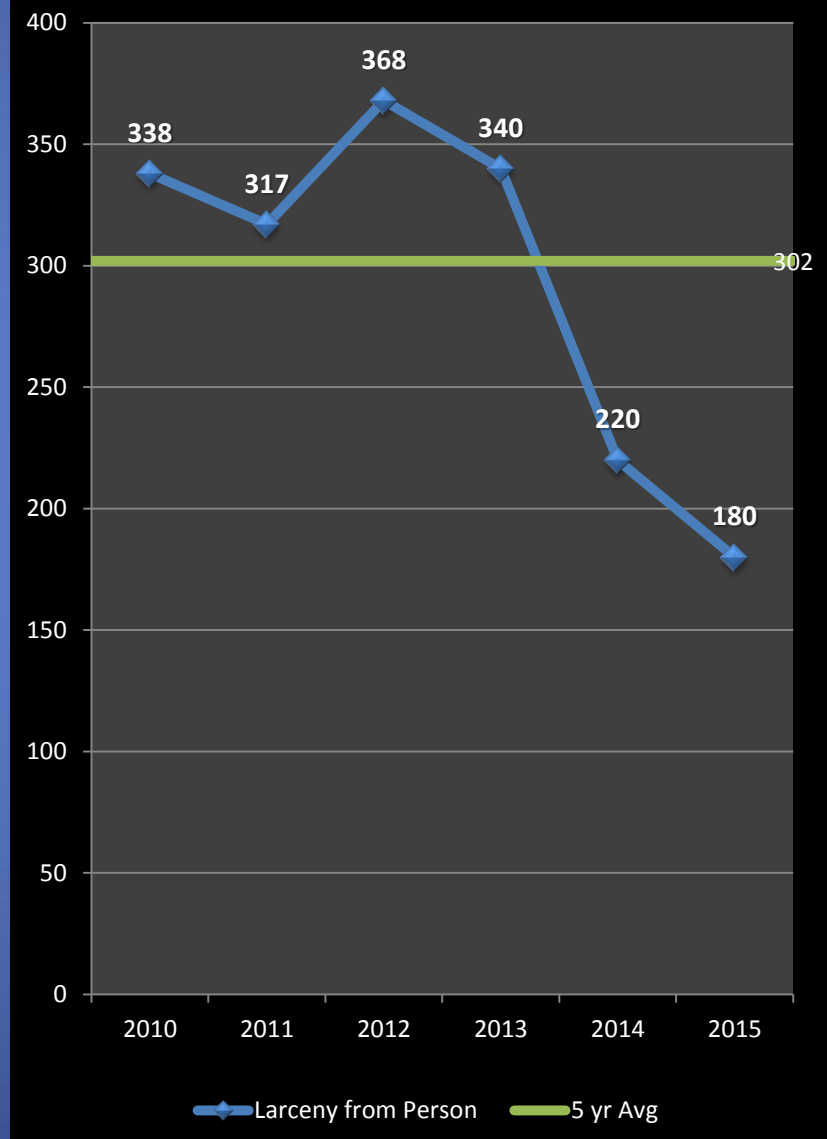
**+50%**

Previous Year

**-18%**

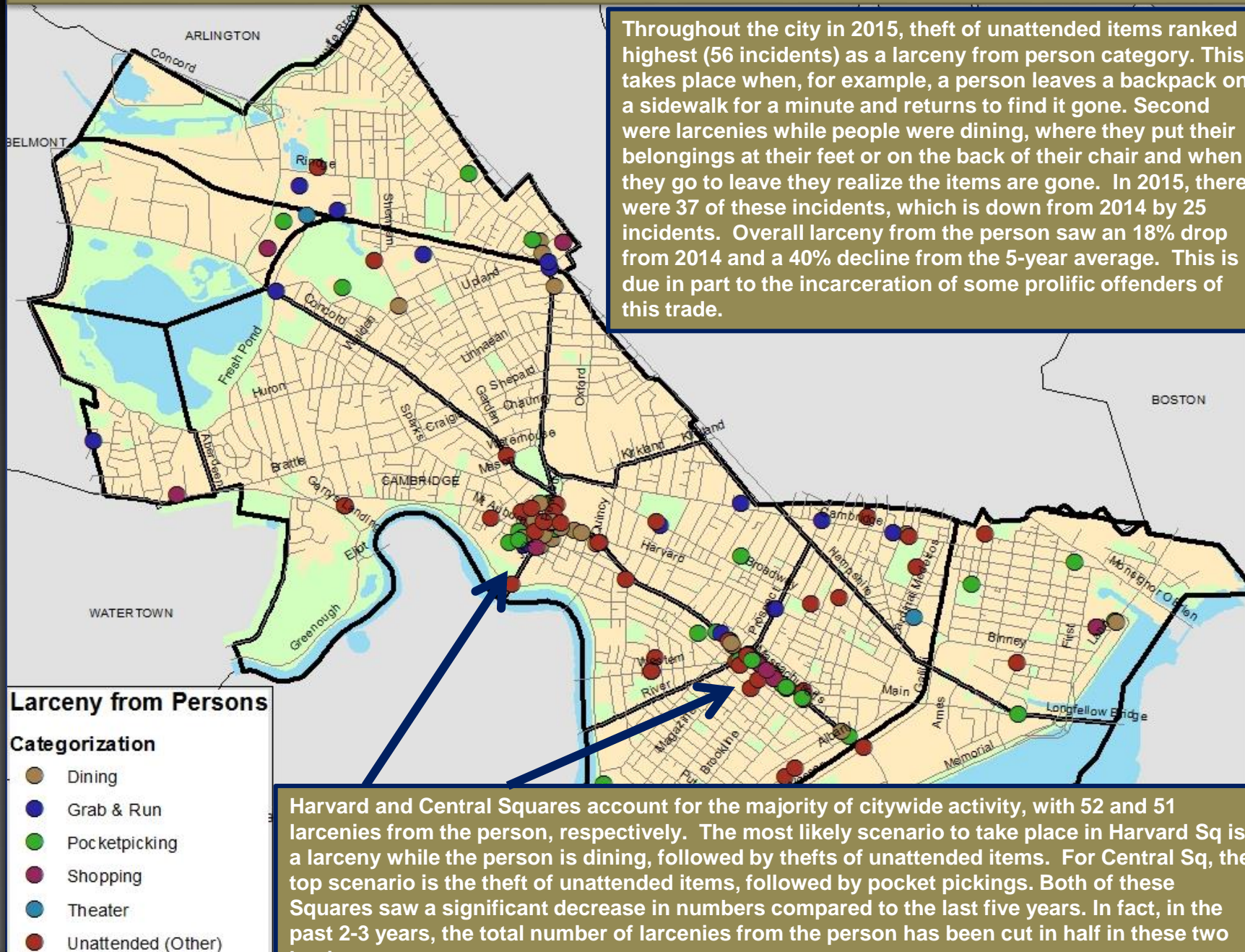
5 Year Average

**-40%**





# Geographic Breakdown of Larceny from Persons : 1.1.15 to 12.28.15





# LARCENY: of Bicycle

## No Patterns

- Preliminarily through December 28th of 2015, there have been 362 bicycles reported stolen citywide in Cambridge. This is 10% (34 incidents) above the 328 thefts reported during this time frame in 2014 and 1% (5 thefts) above the five-year average of 357.
- Due to the record-breaking snowy and cold winter earlier this year, our numbers were understandably low prior to May. With the turn of the weather, numbers jumped to 41 each in May, 48 in June, peaked at 72 in July, then dropped steadily to 63 reported incidents in August, 44 in September, and 30 in October. This trend continued in November and December, with drops to 25 and 13 thefts, respectively. Notably, the theft totals in November and December were still higher than usual, thanks to above-average temperatures to finish out the year.
- Neighborhoods that saw the most bike thefts in December were Mid-Cambridge with 3, followed by Area 4 and East Cambridge, each with 2.
- Hotspot areas could be found throughout the year around Harvard, Porter and Central Squares and in the residential areas of Cambridgeport and Mid-Cambridge.
- 71% (258) of the 362 bicycles stolen year-to-date in 2015 were locked at the time of the thefts.

Neighborhood	YTD Total	% Citywide
East Cambridge	49	14%
Cambridgeport & Mid-Cambridge	46 each	13% each
Riverside	39	11%

### Percent Change

Last 4 Weeks

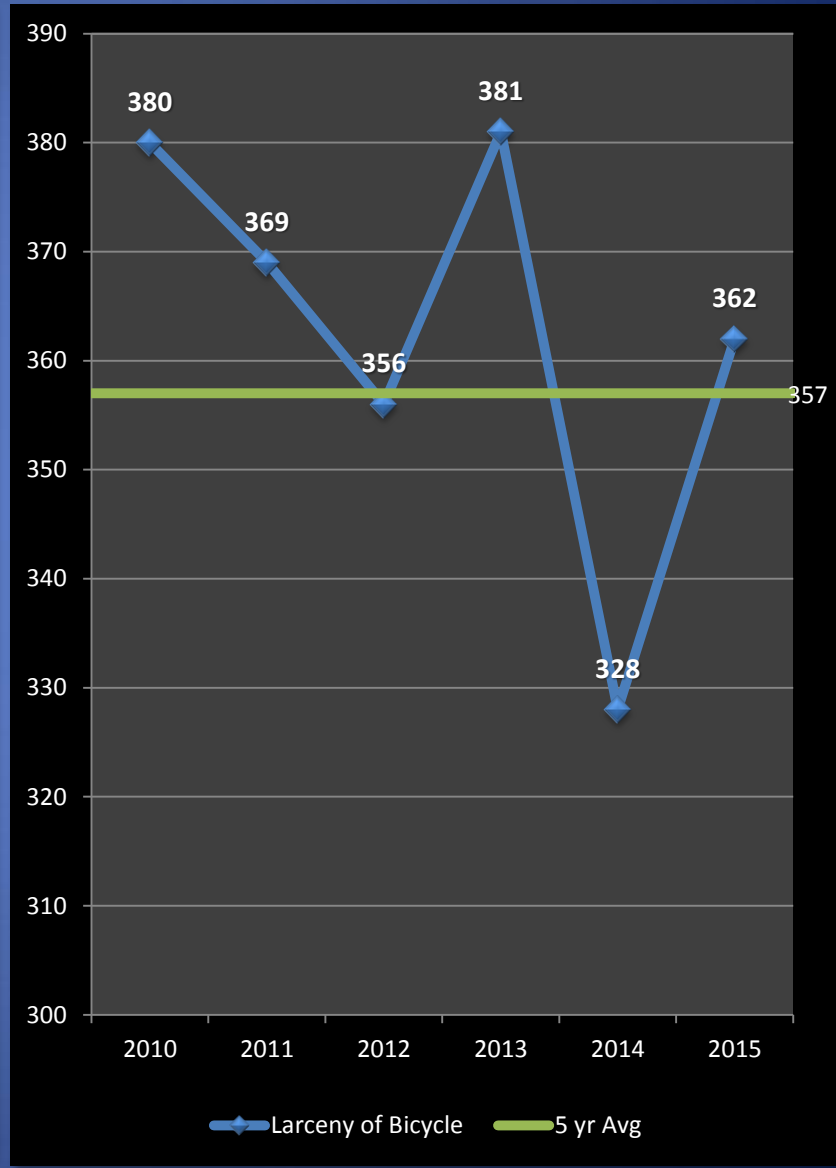
-41%

Previous Year

+10%

5 Year Average

+1%

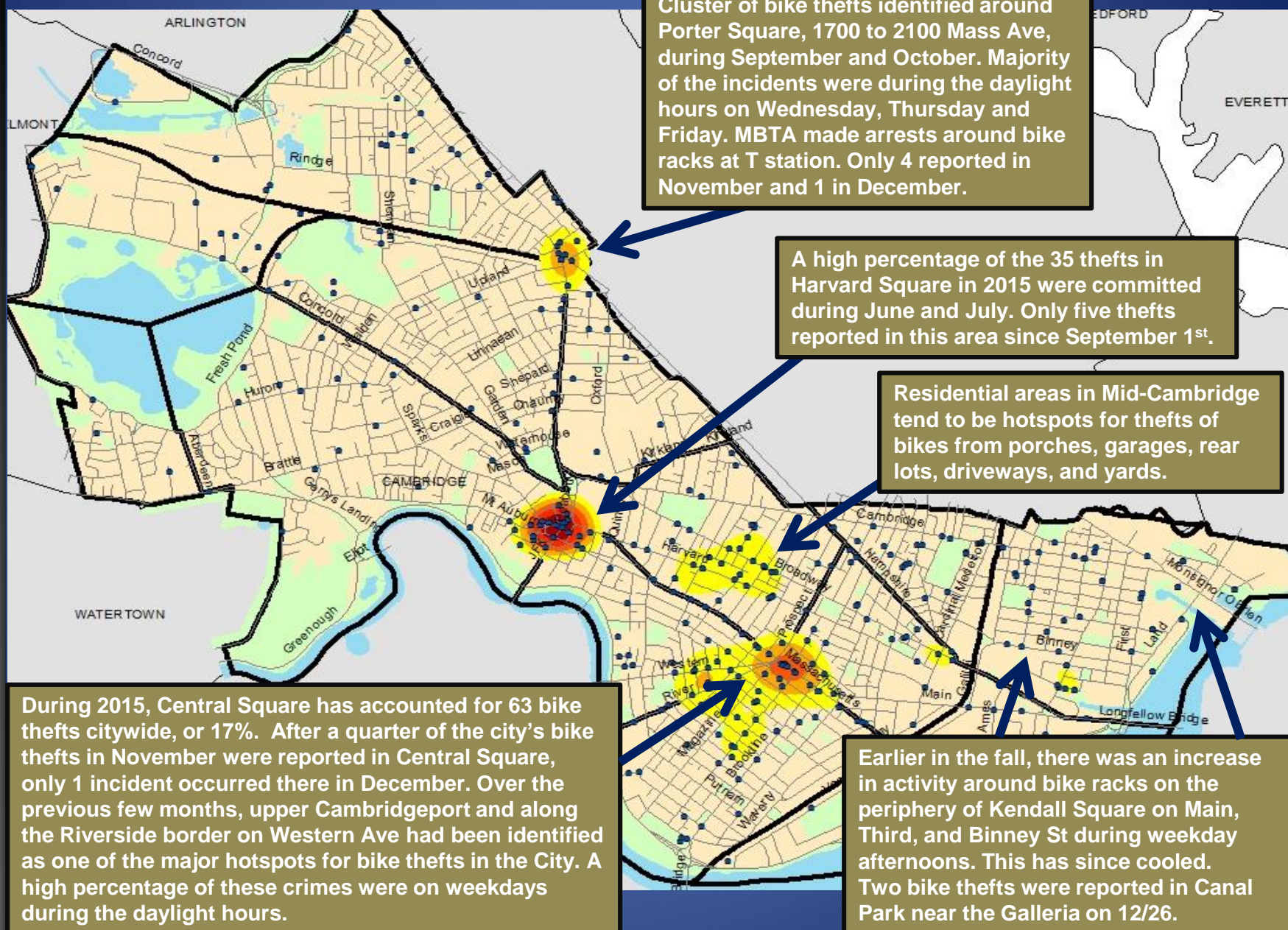






# Geographic Breakdown of Larceny of Bicycles: 1.1.15 to 12.28.15

Cambridge Police BridgeStat



December  
2015





# AUTO THEFT

## No Patterns

- The projected 5-year weighted average for auto thefts through December 28<sup>th</sup> is 129 incidents. With 125 thefts reported year-to-date with three days left in 2015, we are 3% (4 incidents) below the average and 8% (11 incidents) below the number reported during this time frame in 2014.
- There were 4 auto thefts reported in the past four weeks, which is down substantially from the 13 incidents reported during the previous four weeks.
- As temperatures heated up over the summer, so did the thefts of scooters and motorcycles. From June 1<sup>st</sup> to August 3<sup>rd</sup>, there were 35 auto thefts reported in Cambridge, and of those 35, only 7 were automobiles. The highest ranking neighborhoods for two-wheeled thefts during this time were Cambridgeport with 6, and Area 4 and Mid-Cambridge, each with 4. However, quite surprisingly, only 1 scooter was reported stolen in August. We would normally expect this decline to continue as the weather changes but September's numbers showed that about half of the 12 thefts involved mopeds or motorcycles. However, the last three months of the year revealed that the scooter trend had finally ended, with only six reported stolen in October, November, and December.
- Since the beginning of the year, the following neighborhoods have recorded the top number of auto thefts: Cambridgeport (18), North Cambridge (17), and East Cambridge (15).
- Of the 125 cars stolen thus far in 2015, 75 (60%) have been recovered to date.

### Percent Change

Last 4 Weeks

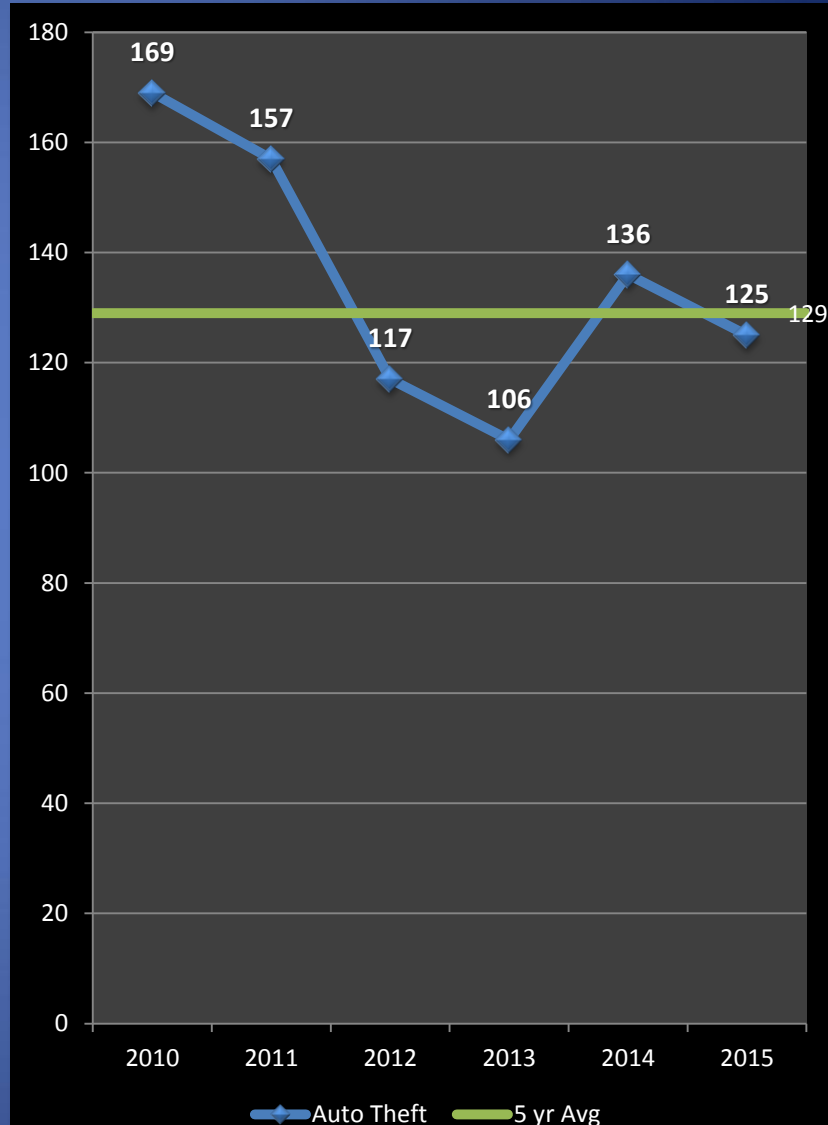
**-69%**

Previous Year

**-8%**

5 Year Average

**-3%**





# Help Prevent Crime

*And keep yourself informed!*

## To receive information from the CPD:

- Sign up with for the **Cambridge Alert Network**, to receive alerts about emerging crime patterns, neighborhood meetings, and crime prevention tips, by visiting [www.CambridgeMa.gov/AlertNetwork](http://www.CambridgeMa.gov/AlertNetwork).
- “Like” the Cambridge Police Department on Facebook at [www.facebook.com/CambridgePolice](http://www.facebook.com/CambridgePolice)
- Follow [@CambridgePolice](https://twitter.com/CambridgePolice) on Twitter.
- Visit our website at [www.CambridgePolice.org](http://www.CambridgePolice.org) for valuable information and reports including the Daily Log and BridgeStat, which is published on the first Friday of every month.
- Download our new “MyPD” smartphone app at [www.CambridgePolice.org/MyPD](http://www.CambridgePolice.org/MyPD).

## To Share Information with the CPD:

- Call our Non-Emergency Telephone Number at **617-349-3300**.
  - Every call for service generates a police response, so help drive our resources by reporting things that seem suspicious or out of the ordinary.
- Send an Anonymous TEXT-A-TIP:
  - Send an ANONYMOUS text message to **Tip411 (847411)**. Begin your message with Tip650 and then type your message. You will receive a response from the Cambridge Police with the option to continue communicating. Please remember that this is not a replacement for 9-1-1. **If you witness an emergency situation, please call 9-1-1 immediately.**
- Send an Anonymous Crime Tip E-Mail at [www.CambridgePolice.org/Tips](http://www.CambridgePolice.org/Tips)



# Questions?

- In the coming weeks, a “2015 Crime Snapshot” will be released on our website.
- The complete 2014 Cambridge Police Annual Crime Report is available on our website at [www.CambridgePolice.org](http://www.CambridgePolice.org). The 2015 Annual Crime Report will be released later this winter.
- We welcome all questions, comments, and suggestions.
- Please direct your feedback to: [BridgeStat@CambridgePolice.org](mailto:BridgeStat@CambridgePolice.org).
- To review previous editions of BridgeStat, visit our website at [www.CambridgePolice.org/BridgeStat](http://www.CambridgePolice.org/BridgeStat).