



Cambridge Police Department BridgeStat

June 2021

Produced by the Crime Analysis Unit



Part I Total Crime

An analysis of serious crime statistics for the first two quarters of 2021 reveals a continuous uptick during COVID 19 of 9% in the Part One index total for Cambridge when compared with 2020. Over the first six months of this year, there were 1,205 serious crimes reported in the City. For the same time period in 2020, the combined total for Murder, Rape, Robbery, Aggravated Assault, Burglary, Larceny & Auto theft was 1,103 incidents, 102 fewer than this year. When measured against the five-year average, a 12% escalation in the crime index has been recorded.

Further analysis of the crime totals between January 1st & June 28th of 2021 indicates that while violent crimes recorded a modest 2% climb when compared with last year, property crimes surged upward 10% with 99 additional crimes reported when compared with the first six months of 2020. The violent crime breakdown in the City through June 28th of 2021 consisted of one homicide, 12 rapes, 28 robberies and 96 aggravated assaults.

The 53% increase in larceny of bicycles and the 13% upswing in larcenies from motor vehicles when compared with the first two quarters of 2020 have been the key trend indicators fueling the crime rise so far in 2021. These two categories of larceny account for 40% of the total crime index so far in 2021.

When evaluating the serious crime totals for June of 2021 versus the previous month of May, there has been an increase of 12% in the number of index incidents with 25 additional crimes reported.

	4 Week Snapshot			Year to Date			Five Year	
	5/4/21 - 5/31/21	6/1/21 - 6/28/21	Change	2020	2021	Change	Avg	Change
Total Violent Crime	28	21	-25%	134	137	2%	134	2%
Total Property Crime	174	206	18%	969	1068	10%	941	13%
Total Part I Crime	202	227	12%	1103	1205	9%	1075	12%



Part I Property Crime

Analysis of property crime totals for the first two quarters of 2021 points to a 10% increase when measured against the 2020 totals and a 13% uptick above the five-year average, with 99 additional incidents above the total through June 28th of last year and 127 additional crimes above the 941 forecasted for this time period.

Two of the major property crime categories recorded significant increases when measured against the first 26 weeks of 2020, most notably a 13% jump in larceny from motor vehicles, fueled by a regional pattern of the thefts of catalytic converters during the first quarter, and a 53% hike in bike thefts, which is expected to continue now that the warmer weather has arrived.

	<u>4 Week Snapshot</u>				<u>Year to Date</u>			<u>Five Year</u>	
	5/4/21 - 5/31/21	6/1/21 - 6/28/21	Change		2020	2021	Change	Avg	Change
Burglary	9	29	222%		102	97	-5%	107	-9%
Commercial Break	3	13	333%		35	41	17%	25	64%
Housebreak	6	16	167%		67	56	-16%	82	-32%
Larceny	159	160	1%		826	920	11%	792	16%
Larceny (Misc)	4	7	75%		16	21	31%	16	31%
Larceny from Building	12	18	50%		74	68	-8%	114	-40%
Larceny from MV	28	31	11%		179	202	13%	138	46%
Larceny from Person	8	9	13%		41	43	5%	66	-35%
Larceny from Residence	16	28	75%		188	195	4%	138	41%
Larceny of Bicycle	69	57	-17%		187	286	53%	147	95%
Larceny of Plate	1	1	0%		4	11	175%	9	22%
Larceny of Services	2	0	-100%		2	3	50%	7	-57%
Shoplifting	19	9	-53%		135	91	-33%	155	-41%
Auto Theft	6	17	183%		41	51	24%	43	19%
Total Property Crime	174	206	18%		969	1068	10%	941	13%



Part I Violent Crime

For the first two quarters of 2021, there were 137 violent crimes recorded in Cambridge, three incidents above last year (+2%) and three additional violent incidents (+2%) over the 134 incidents forecasted for the first six months of the year.

There have been 28 robberies recorded in the first six months of 2021—seven categorized as commercial and 21 classified as street incidents—registering a 13% decrease of four fewer crimes when compared with 2020. Twelve rapes have been registered so far in 2021, four crimes above the number recorded for this same time frame last year. When compared with the totals through June 28th of last year, three additional aggravated assaults (+3%) have been counted over the first 6 months of 2021.

On Saturday 3/27, there was a fatal shooting that occurred at approximately 12:40 a.m. on Pemberton Street. The victim was reportedly located unconscious outside his vehicle by a passerby who called 911. The victim was transported to Mount Auburn Hospital where he later died. The victim has been identified as Xavier Louis-Jacques, 19, of Cambridge.

	<u>4 Week Snapshot</u>			<u>Year to Date</u>			<u>Five Year</u>	
	5/4/21 - 5/31/21	6/1/21 - 6/28/21	Change	2020	2021	Change	Avg	Change
Homicide	0	0	IN-CALC	1	1	0%	1	0%
Rape	4	1	-75%	8	12	50%	10	20%
Robbery	7	6	-14%	32	28	-13%	34	-18%
Commercial Robbery	2	0	-100%	6	7	17%	10	-30%
Street Robbery	5	6	20%	26	21	-19%	23	-9%
Aggravated Assault	17	14	-18%	93	96	3%	89	8%
Total Violent Crime	28	21	-25%	134	137	2%	134	2%



MURDER

No Patterns

- On Saturday 3/27, there was a fatal shooting that occurred at approximately 12:40 a.m. on Pemberton Street. The victim was reportedly located unconscious outside his vehicle by a passerby who called 911. The victim was transported to Mount Auburn Hospital where he later died. The victim has been identified as Xavier Louis-Jacques, 19, of Cambridge. The investigation is ongoing.
- On April 23, 2020, Jose Bermudez was arrested for the fatal daylight stabbing of 33-year-old Danilo Perez in Central Square on April 14. Bermudez and Perez were both part of the homeless community and were known to each other. Bermudez is being held without bail. This was the first homicide reported in Cambridge since January of 2019 and it ended up being the only homicide recorded in 2020.
- There was one murder in Cambridge in 2019. The Middlesex DA's Office and the Cambridge Police are asking for public assistance regarding the ongoing investigation into the fatal incident that occurred in the New Street area of Danehy Park around 6:30PM on the night of January 2nd, 2019. This incident is being investigated as a homicide. The preliminary investigation suggests that the victim, 60-year-old Paul Wilson, died as a result of blunt force trauma and that robbery does not appear to have been the motive.
- On July 22, 2018, 15-year-old Richelle Robinson of Cambridge died following an assault in which she was shoved to the ground on Cambridge Street. The Office of the Chief Medical Examiner later ruled the cause of death to be blunt force trauma. On July 30, 2019, following an investigation, Isaias Plaza (4/7/00, homeless) was arraigned on charges of manslaughter and assault and battery causing serious bodily injury in connection with Robinson's death. Plaza plead guilty to manslaughter on March 26, 2021 and was sentenced to 2.5 years.

Percent Change*

Last 4 Weeks

In-Calc

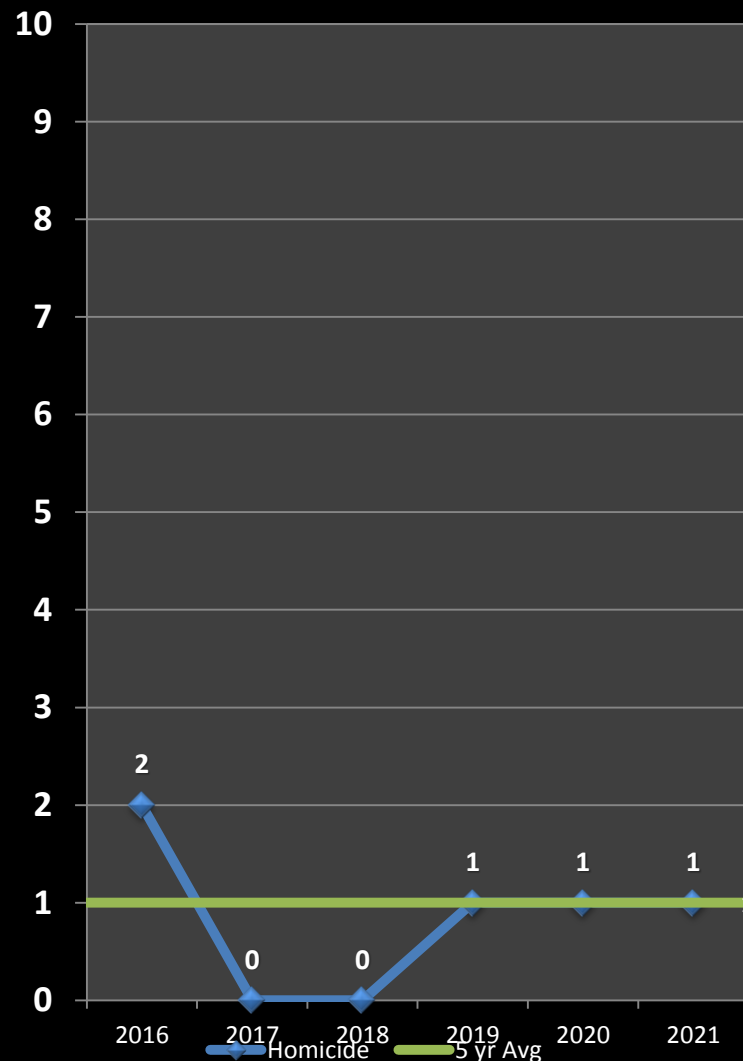
Previous Year

0%

5-Year Average

0%

*IN -CAL: Percentages are not calculated for numbers so small as to present a statistically misleading percentage.





RAPE

No Patterns

- After 11 rapes were reported during the first five months of 2021, that number increased by one sexual assault to 12 incidents through June 28th of this year. The sexual assaults so far in 2021 have been classified as five domestic situations, three involving acquaintances as the predator, three contact incidents, and a homeless/blitz scenario in Harvard Square that is under investigation.
- There were 27 rapes reported in 2020, one less than in 2019. The five-year average for 2020 projected to 28 rapes being recorded in Cambridge, which was one above the final total.
- The 27 rapes in Cambridge in 2020 were categorized in the following manner: nine incidents were chronicled as domestic situations, nine were classified as acquaintance assaults, five were contact incidents, and four were blitz scenarios, one of which was an incident in the Alewife section of the City that remains under investigation.
- The total number of reported rapes tends to fluctuate from year to year, but the number of stranger-to-stranger rapes reported each year in Cambridge—between one and five—remains extremely low.

Percent Change*

Last 4 Weeks

-75%

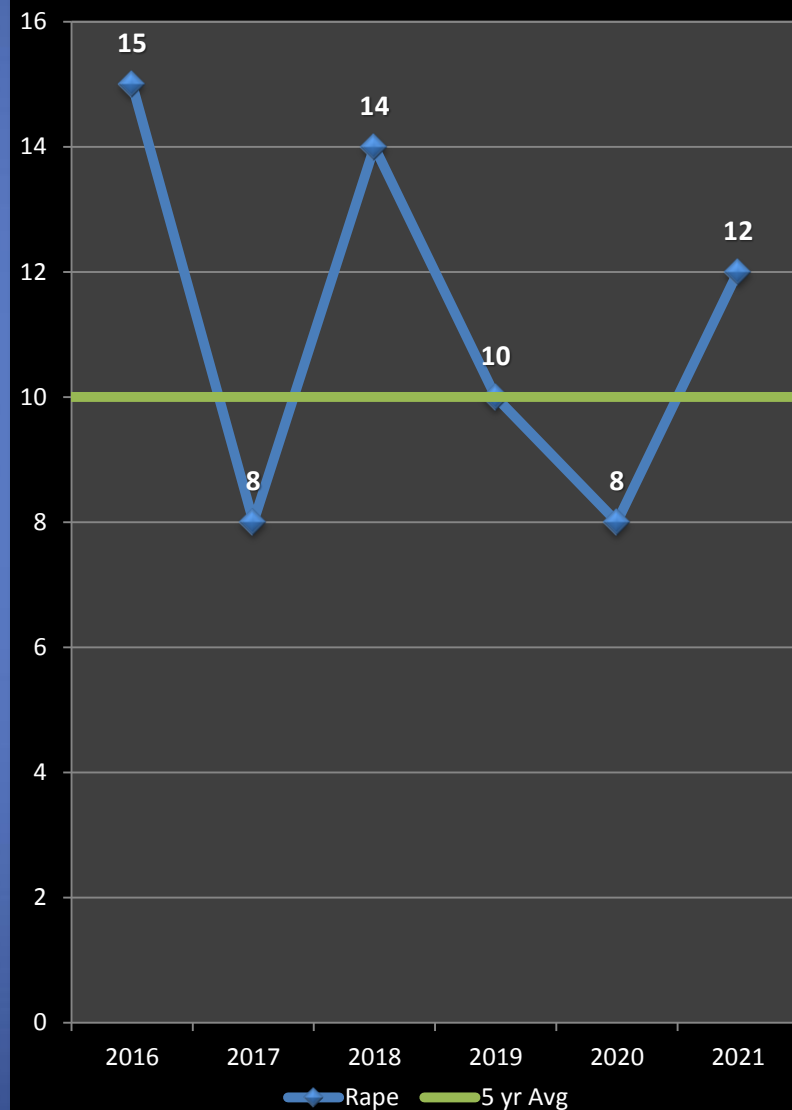
Previous Year

+50%

5-Year Average

+20%

*IN -CAL: Percentages are not calculated for numbers so small as to present a statistically misleading percentage.





AGGRAVATED ASSAULT

No Patterns

- The aggravated assault total for the first two quarters of 2021 was three incidents (+3%) above the total for the same time period in 2020. The total of 96 aggravated assaults reported over the first six months of the year was seven crimes (+8%) above the 89 incidents forecasted for the five-year average.
- The 96 aggravated assaults reported through June 28th of 2021 were composed of the following classifications: 19 unprovoked scenarios; 20 altercations between acquaintances; 15 domestic altercations; 8 homeless assaults; 6 psychotic episodes; 5 traffic & parking related assaults; 5 affrays; 4 landlord/neighbor; 4 juvenile incidents; 4 shop owner/patron; 3 drug deals and one each for workplace incidents, assaults against police officers and bar/alcohol related.
- Through June 28th of this year, there have been six reports of shots fired, including the fatal shooting on 3/27/21 in North Cambridge. In the non-fatal events, two shots fired incidents resulted in casings recovered but no injuries in The Port in March, a victim was non-fatally shot in March in East Cambridge, and two victims each were non-fatally shot in two separate incidents in The Port in May. (See map on slide 9 for more info)
- Through June 28th of last year (2020), two shots fired incidents were reported. By the end of 2020, there had been seven reports of shots fired, none of which resulted in any injuries.

Percent Change

Last 4 Weeks

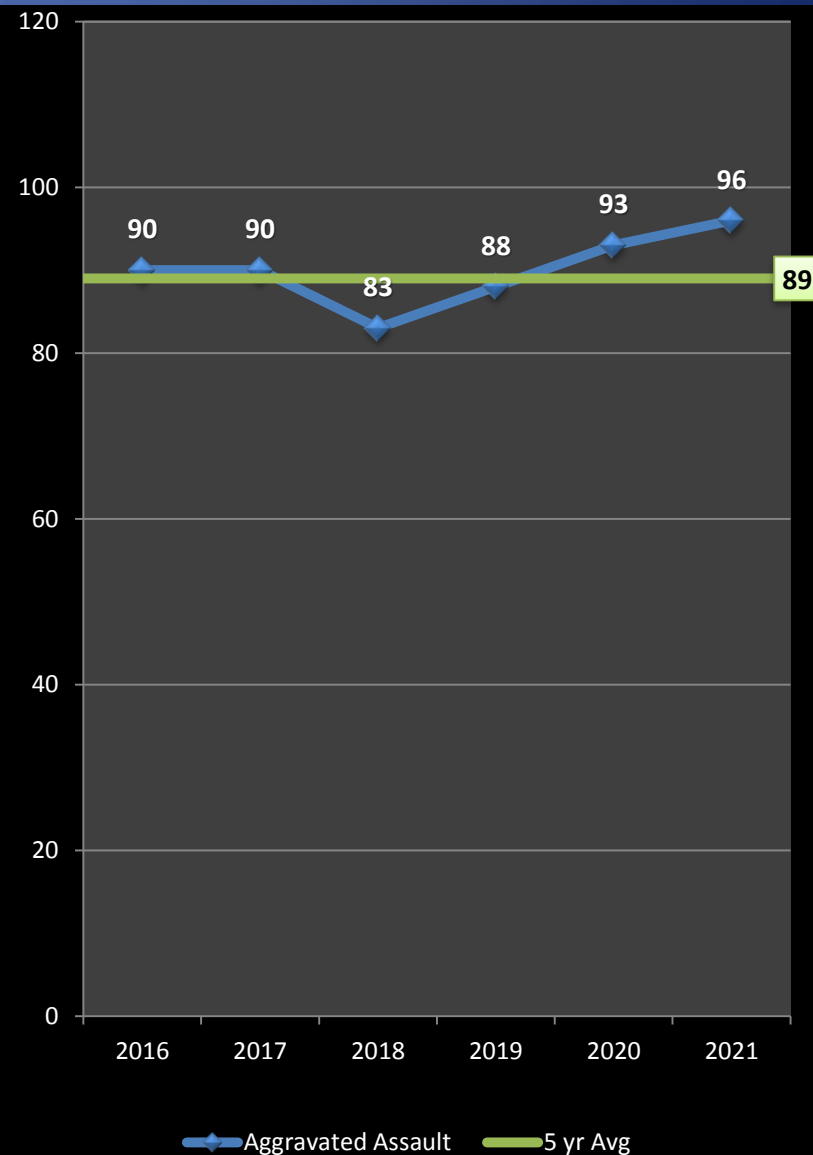
-18%

Previous Year

+3%

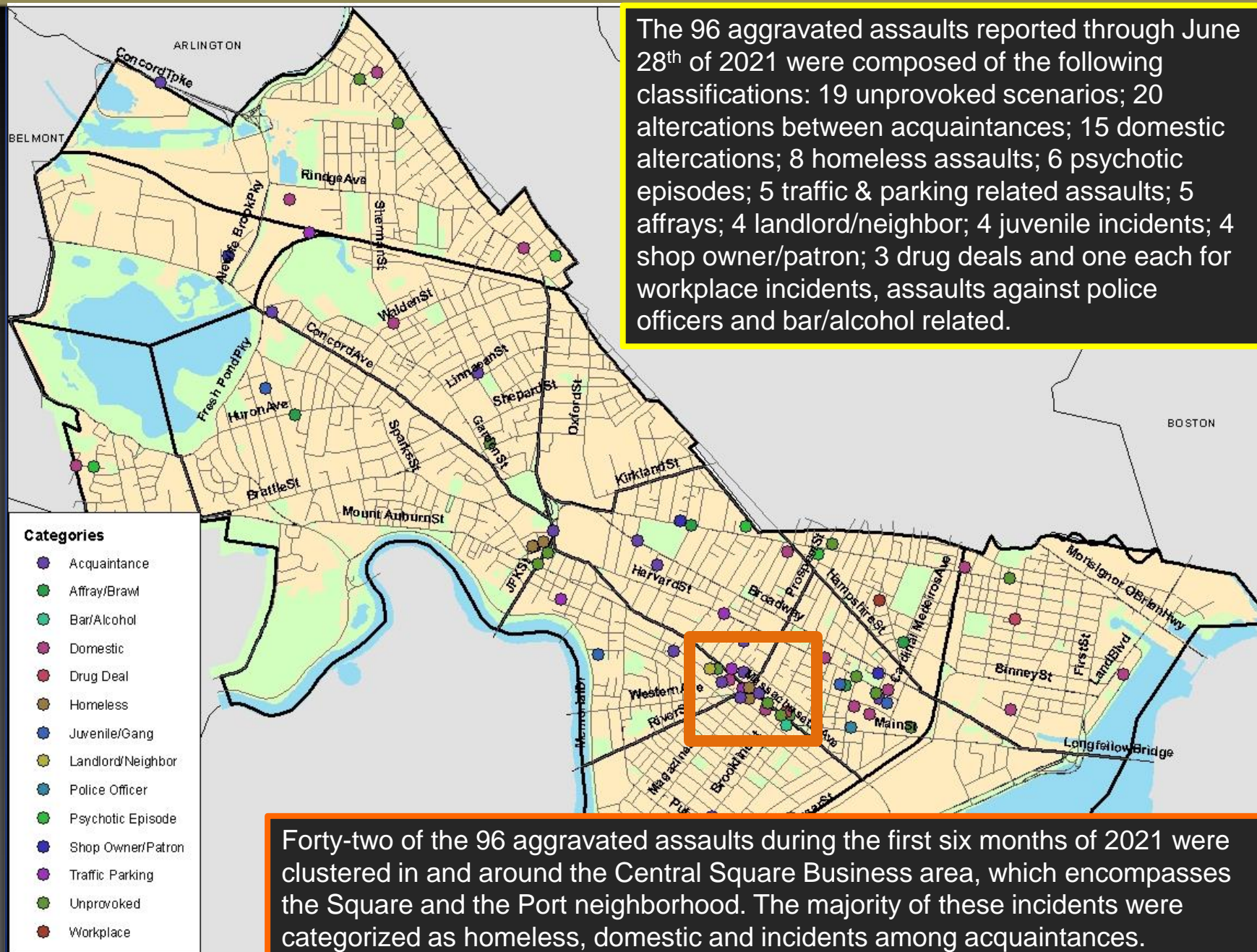
5-Year Average

+8%





Geographic Breakdown of Aggravated Assaults: 1.1.21 – 6.28.21





Shootings & Shots Fired in Cambridge: 1.1.21 – 6.28.21

Cambridge Police BridgeStat

June
2021

There have been six shots fired/shooting incidents in Cambridge through 6.28.21, including the first homicide of the year. Two shots fired incidents were reported in Cambridge through the same time period in 2020.

Shots Fired on 3.26 at 8:30pm
Harvard St & Windsor St
ShotSpotter alert. One shell casing recovered. No injuries reported.

Shooting on 3.2 at 1:30am
Fifth St & Spring St
No ShotSpotter alert. 33-year-old male sustained non-fatal gunshot wound to the chest. Two abandoned vehicles, a firearm, a knife, and a large amount of crack cocaine were located in the area. Investigation is ongoing



Homicide on 3.27 at 12:40am
100 block of Pemberton St
No ShotSpotter alert. 19-year-old Cambridge male found unconscious, suffering from multiple gunshot wounds. Victim was pronounced deceased at a local hospital. Investigation is ongoing.

Shooting on 5.19 at 12:10am
100 block of Cherry Street
ShotSpotter alert. 26-yr-old male and 35-yr-old male, both of Cambridge, sustained non-fatal gunshot wounds. Six shell casings recovered. Investigation is ongoing

Shots Fired on 3.24 at 3:30pm
100 block of Cherry St
No ShotSpotter alert. One shell casing recovered. No injuries reported.

Shooting on 5.10 at 2:15am
100 block of Harvard Street
ShotSpotter alert. 30-yr-old male formerly of Cambridge and 24-yr-old male formerly of Somerville sustained non-fatal gunshot wounds. Over 30 shell casings recovered. Investigation is ongoing

Shooting Type

-  Shooting w/ Victim(s)
-  Shots Fired (no victims)



Robbery

No Patterns

- The five-year average for overall robbery in Cambridge for the first two quarters of the year is 34 incidents. The total through June 28th of 2021 was 28 crimes, six incidents below the number forecasted for that time period. Over the first six months of 2021, the 28 robberies that were recorded also translated to a 13% decrease (four incidents) below the 32 robberies counted for the first 26 weeks of 2020.
- There were seven commercial robberies recorded in Cambridge during the first two quarters this year, one more than was counted during the same time period of 2020. Two were armed robberies of convenience stores, one in Riverside in January, and the other a shoplifting that escalated into an armed confrontation on March 1st in Harvard Square. Warrants have been served for the suspect in the Riverside incident. Three other commercial robberies were shopliftings that became confrontational at a jewelry store in East Cambridge in late February, a grocery store in Riverside in early March and a drug store in Harvard Square at the end of April. The two commercial robberies that took place in May included a liquor store shoplifting-turned-robbery when the clerk was pushed (the suspect in this was stopped and summonsed for the crime) and a drug store robbery where two males jumped the pharmacy counter on 5/26. No commercial robberies were reported during June of 2021.
- Over the first six months of 2021, there were 21 street robberies, five fewer (-19%) than in the same time period last year. The measurable decline for street robbery can be attributed to the non-repetition of a series of street robberies of food delivery drivers that occurred during the first quarter of 2020.
- There were six street robberies recorded during June of 2021 that included: three predatory robberies and a pack robbery in or near the periphery of Central Square; a domestic situation in Strawberry Hill; and a purse snatch in Peabody on 6.28.21.

Percent Change

Last 4 Weeks

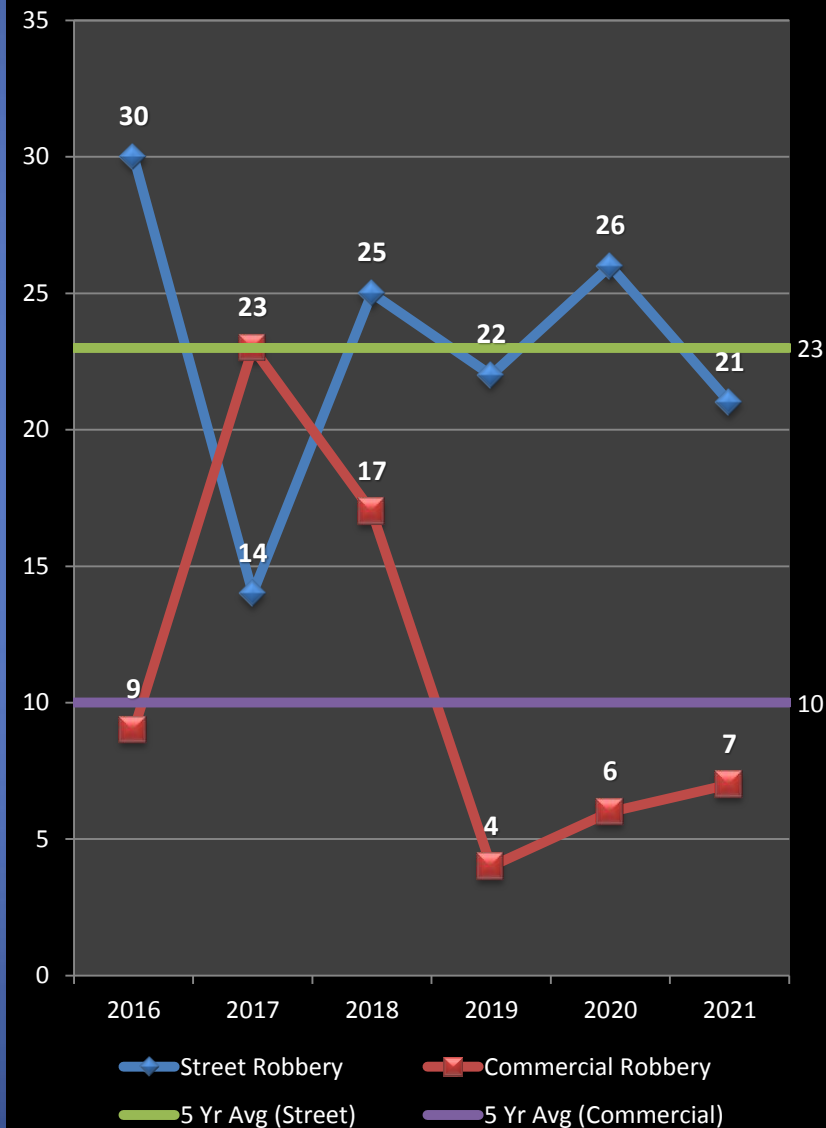
-14%

Previous Year

-13%

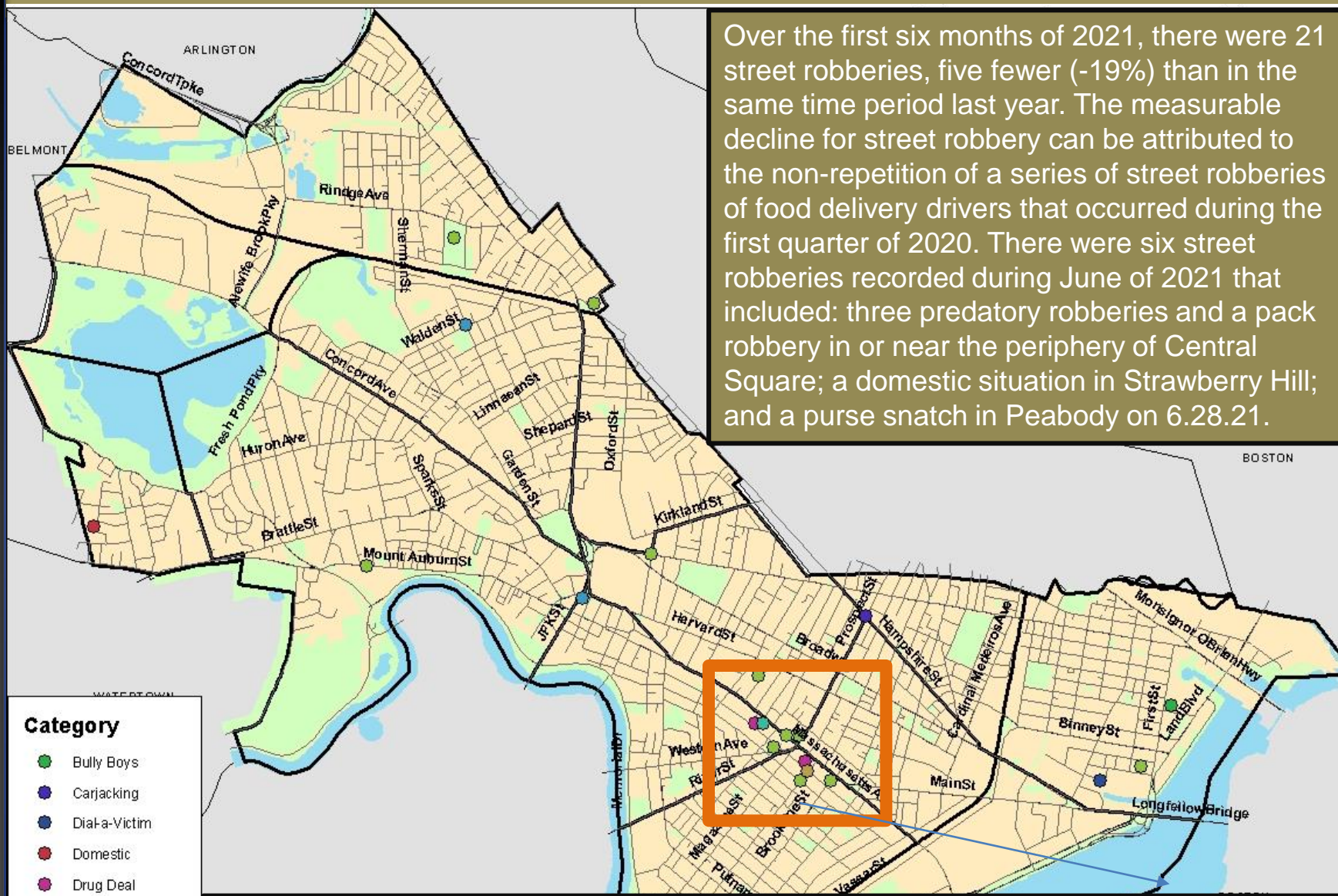
5-Year Average

-18%





Geographic Breakdown of Street Robbery: 1.1.21 – 6.28.21





Burglary

No Patterns

- The property index crime of burglary, the combination of residential and commercial breaks, has recorded a slight decrease of 5% in 2021 below the first two quarters of last year. When measured versus the five-year average of 107 burglaries, the total of 97 incidents in 2021 also indicates a decline of 10 incidents (-9%).
- Since the start of the COVID-19 period, the crime of commercial burglary has been on the rise. Commercial breaks in 2021 have increased by 17% when compared with the first six months of 2020 and have catapulted upward 64% over the forecasted number for the first two quarters of the year.
- A pair of prolific thieves were active during June, accounting for the 333% increase over May. One party was arrested on warrants and summonsed for numerous other breaks. The other was arrested during the commission of a break in early June and has since been tied to additional commercial and residential breaks.
- A breakdown of commercial breaks through June 28th of 2021 by business area: Bay Square – 8 (6 of which were in June); Central Square – 7; Alewife - 6, Harvard Square – 6; 1500 to 1900 Mass Ave – 4; Kendall/MIT – 3; Inman Square – 3; Galleria/East – 4.
- Currently, there are no housebreak patterns in Cambridge. However, housebreaks skyrocketed from 6 in May to 16 in June, some of which can be attributed to the parties mentioned above. For the first two quarters of the 2021, a measurable decrease of 16% has been registered with 11 fewer crimes reported. Forty-six of the 56 housebreaks counted in 2021 have been in the lower-half of the City.

Percent Change

Last 4 Weeks

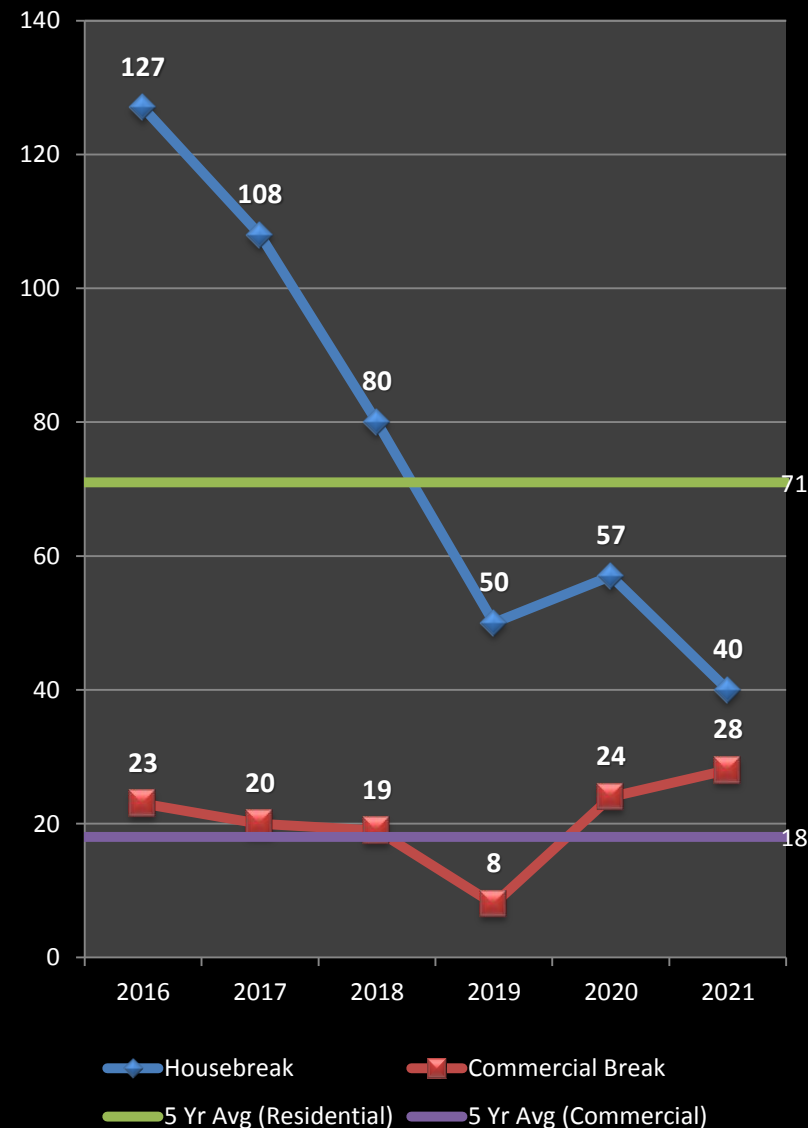
+222%

Previous Year

-5%

5-Year Average

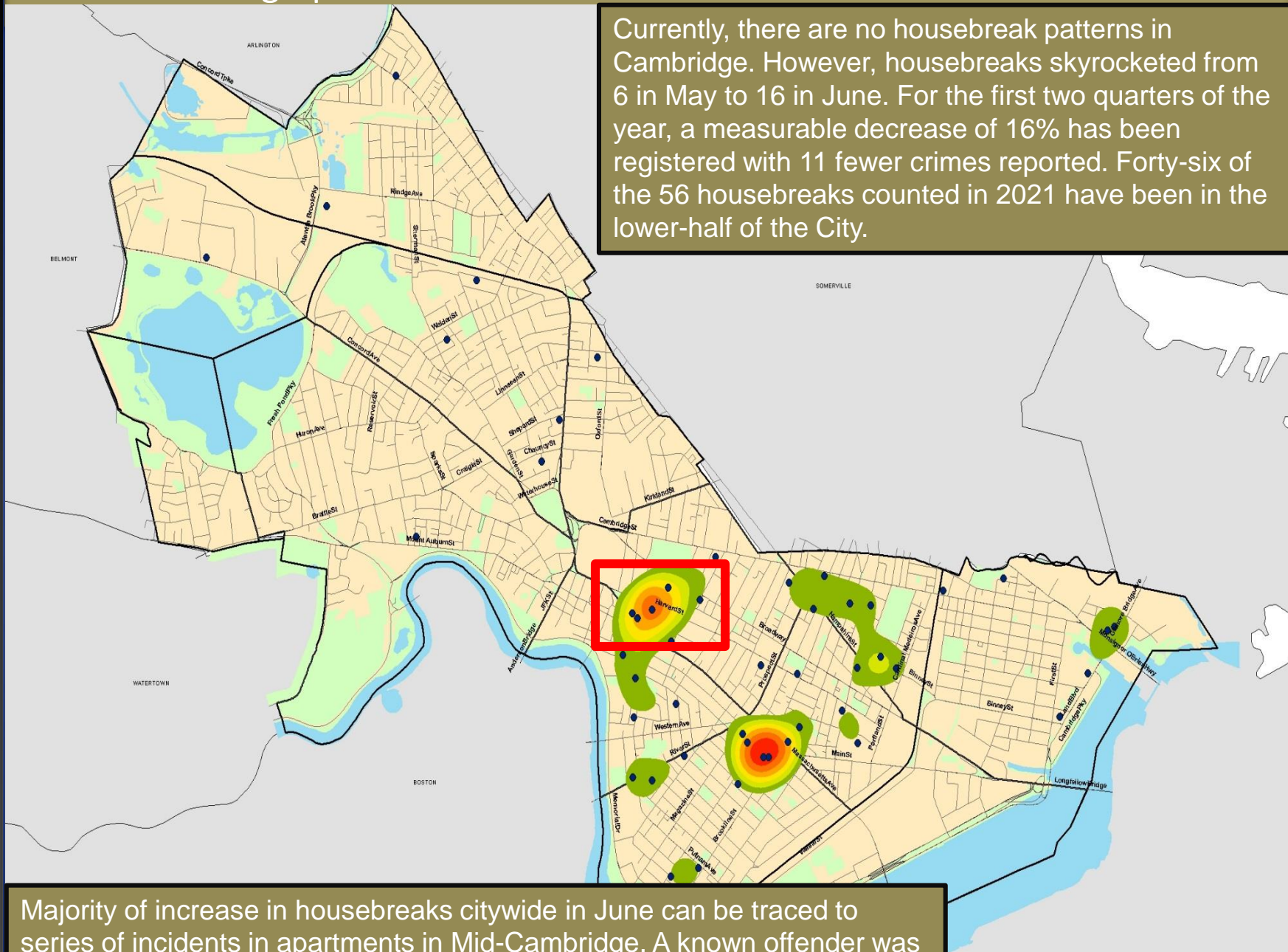
-9%





Geographic Breakdown of Housebreaks: 1.1.21 – 6.28.21

Currently, there are no housebreak patterns in Cambridge. However, housebreaks skyrocketed from 6 in May to 16 in June. For the first two quarters of the year, a measurable decrease of 16% has been registered with 11 fewer crimes reported. Forty-six of the 56 housebreaks counted in 2021 have been in the lower-half of the City.



Majority of increase in housebreaks citywide in June can be traced to series of incidents in apartments in Mid-Cambridge. A known offender was arrested late in the month and linked to a number of these crimes.



LARCENY

No Patterns

- **Overall larceny through 6/28/21 registered at 920 incidents, 11% above the same time frame in 2020.** The total of 920 larcenies reported year-to-date in 2021 is also 16% above the 5-year average of 792 incidents through 6/28.
- **Larceny from motor vehicle total for the first six months of 2021 is 202 incidents, which is 13% above the total for the same time period in 2020.** The 202 thefts reported indicates an increase of 64 incidents (+46%) above the number forecasted through the first 26 weeks of 2021. Much of this upsurge can be attributed to the large number of catalytic converter thefts that occurred in January and February.
- **Through June 28, 2021, there have been 43 larcenies from the person reported in Cambridge, up by 2 incidents (5%) when compared to the same time period in 2020.** Although similar to 2020, this is down 35% from the 5-year average of 66, likely due to the pandemic. Central Square has seen the most activity with 25 incidents.
- **There have been 68 larcenies from buildings reported through June 28, 2021.** This is 6 incidents (-8%) below the same time frame in 2020 and 46 incidents (-40%) below the 5-year average. With gyms and public buildings closed or at limited capacity for a good portion of the beginning of the year, it is no surprise that this category has decreased.
- **Larcenies from residences are up 4% (7 incidents) through June 28, 2021 when compared with the same time in 2020.** Package thefts have made up the majority of this crime type in recent years and have registered even higher than average in 2020 and 2021, likely due to the high volume of deliveries during the pandemic. Package thefts have accounted for 135 (or 69%) of the 195 larcenies from residences in 2021.
- **Larceny of bicycles continues to be one of the major property crimes seen in 2021 with 99 more bike thefts reported in 2021 than during the same time frame in 2020 (+53%).** Bike thefts are also up a substantial 95% (139 thefts) over the five-year average. North Cambridge has seen the most bike thefts year-to-date with 59 incidents (21% of the citywide total of 286).

Percent Change

Last 4 Weeks

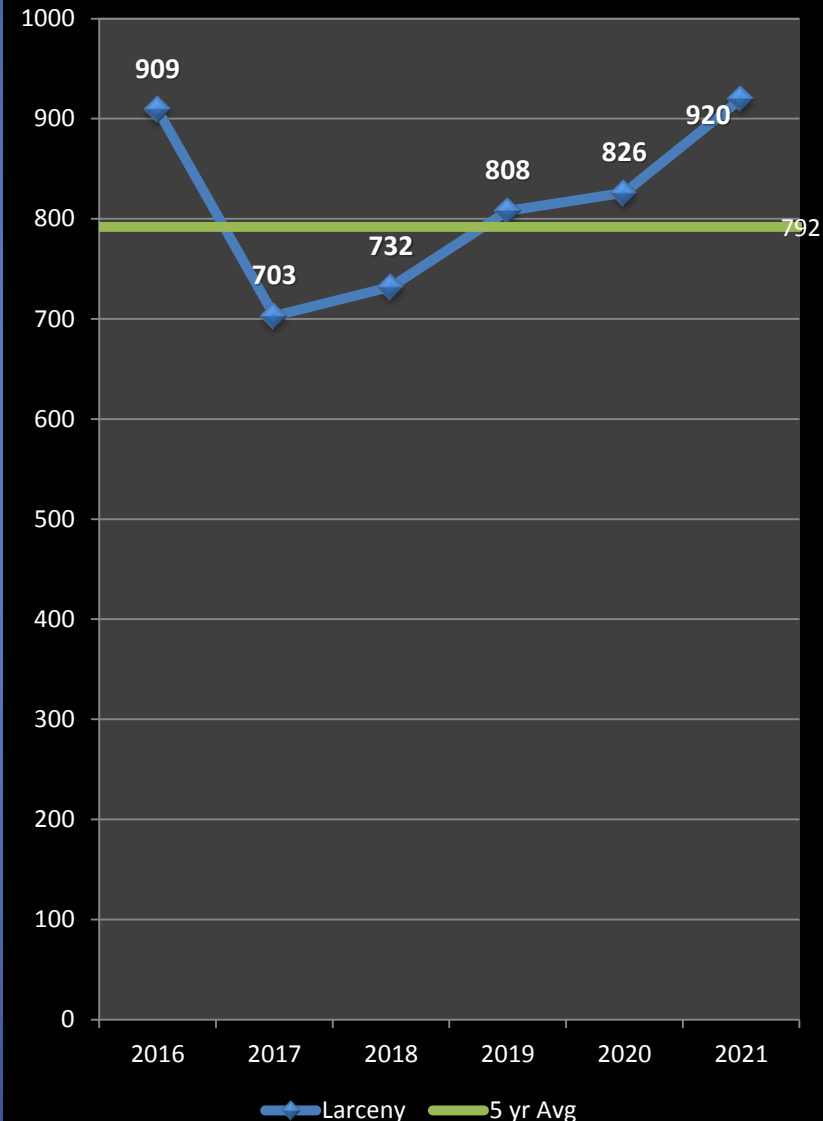
+1%

Previous Year

+11%

5-Year Average

+16%





LARCENY From MV

No Patterns

- The larceny from motor vehicle total for the first two quarters of 2021 is 202 incidents, which is 13% above the total for the same time period in 2021. The 202 thefts from cars reported over the first six months of 2021 also indicates an increase of 64 incidents (+46%) above the number forecasted through June 28th of 2021. There was a minor increase of three incidents in June (+11%) when measured against the previous month's total.
- The neighborhoods with the highest larceny from motor vehicle totals so far in 2021 are: Cambridgeport (40); Mid-Cambridge (30); Riverside (22); and Inman/Harrington (20). The neighborhoods with the lowest totals through the first six months of this year are the MIT, Highland, and Strawberry Hill neighborhoods, all with 2 each.
- Catalytic converter thefts had been a regional issue with Cambridge not experiencing any until a series of thefts were reported by residents primarily in the Cambridgeport neighborhood between January 17-18. Another surge of thefts occurred in the Inman-Harrington and East Cambridge neighborhoods over the first two weeks of February. So far, there have been 47 thefts recorded across lower Cambridge and just one in upper Cambridge. The majority of catalytic converter thefts in Cambridge have involved 2004-2009 Toyota Priuses. Activity has slowed with two incidents reported in March, two in April, one in May, and zero in June.

Percent Change

Last 4 Weeks

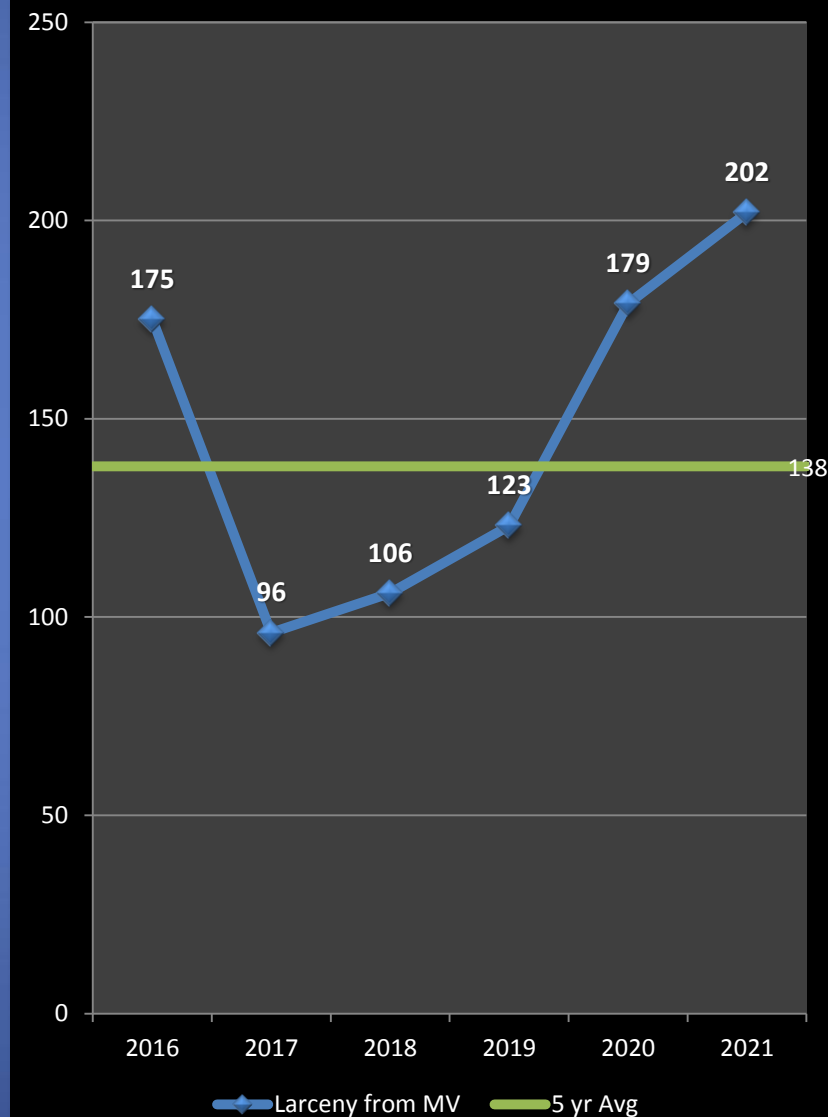
+11%

Previous Year

+13%

5-Year Average

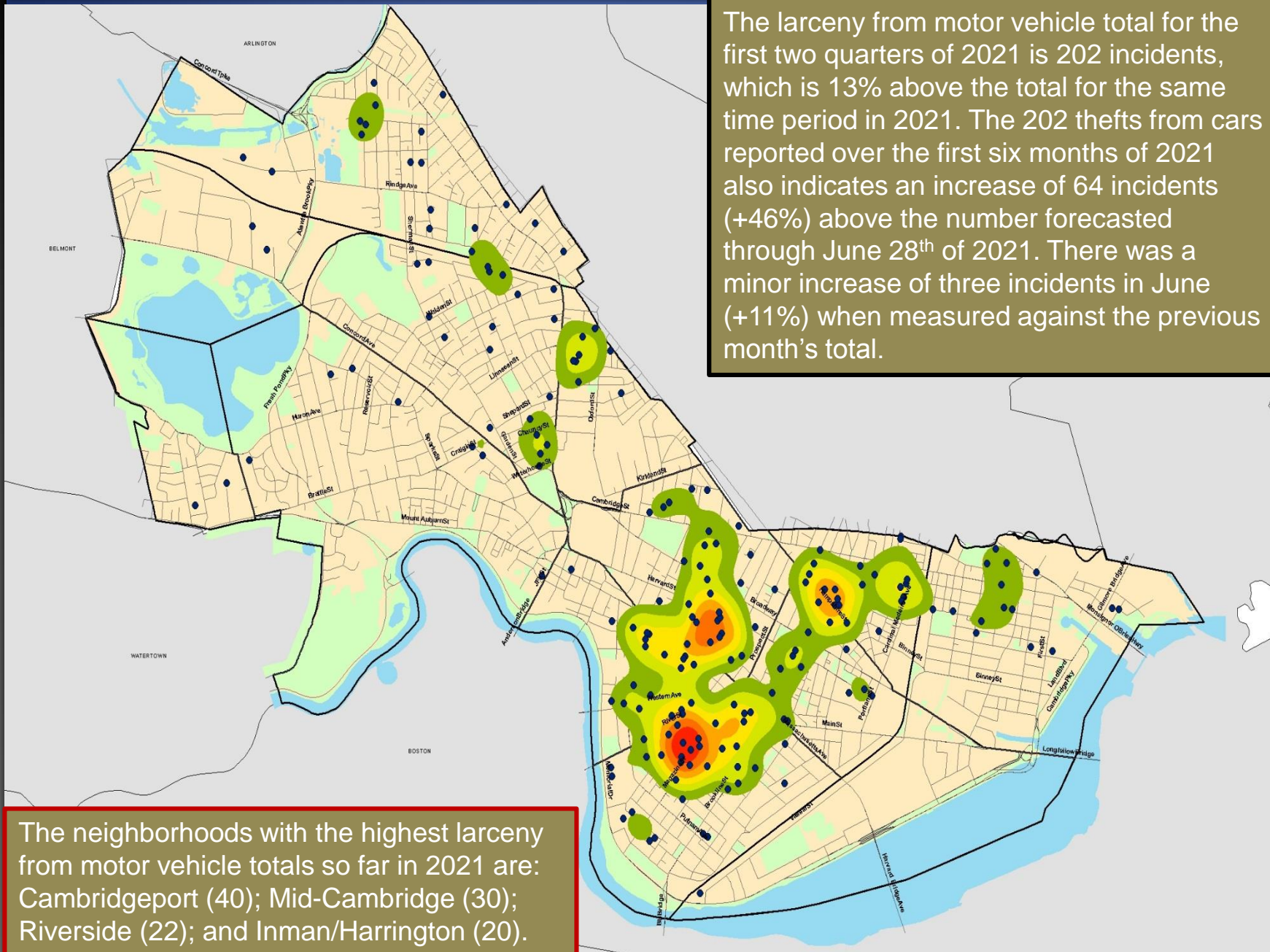
+46%





Geographic Breakdown of Larceny from Motor Vehicles: 1.1.21 – 6.28.21

The larceny from motor vehicle total for the first two quarters of 2021 is 202 incidents, which is 13% above the total for the same time period in 2020. The 202 thefts from cars reported over the first six months of 2021 also indicates an increase of 64 incidents (+46%) above the number forecasted through June 28th of 2021. There was a minor increase of three incidents in June (+11%) when measured against the previous month's total.



The neighborhoods with the highest larceny from motor vehicle totals so far in 2021 are: Cambridgeport (40); Mid-Cambridge (30); Riverside (22); and Inman/Harrington (20).



LARCENY from Person

No Patterns

- Through June 28, 2021, there have been 43 larcenies from the person reported in Cambridge, up by 2 incidents (5%) when compared to the same time period in 2020. When compared to the 5-year average, there has been a decrease of 23 incidents (-35%). The sizeable decrease below the 5-year average is mostly due to the lack of patronage at restaurants and stores in the city because of the pandemic.
- Central Square has seen the most activity this year with 25 incidents, followed by Porter Square with 9. There have only been three larcenies from the person reported in Harvard Square thus far in 2021. This is highly unusual, but most Harvard Square larcenies from the person involve diners or students, neither of whom have been out in full force. The numbers citywide are considerably lower than we would expect because of the numerous COVID-related closures of and restrictions at restaurants and shops across the city, where we typically see the majority of this crime type occur. The higher numbers in Central Square are mainly due to grab-and-run situations or incidents that involve individuals who are homeless whose property may have been stolen while they were asleep or otherwise distracted.
- The most common situations in which property has been stolen thus far in 2021 are thefts of unattended property (15) and thefts while shopping (12).
- There have been four suspects developed for this crime type throughout the first half of the year. Often when it comes to larcenies involving both victims and perpetrators who are unhoused, the suspect is sometimes known but parties are not always cooperative or accessible for follow-up.

Percent Change

Last 4 Weeks

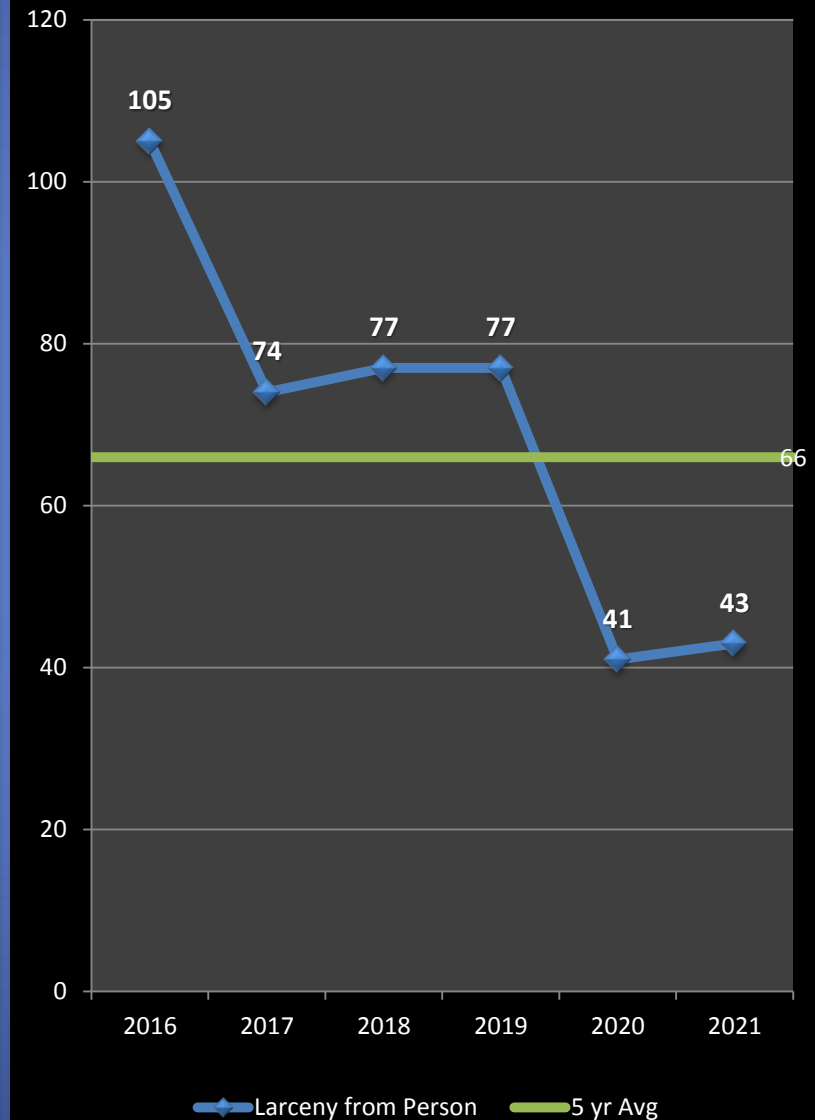
+13%

Previous Year

+5%

5-Year Average

-35%





LARCENY of Bicycle

No Patterns

- Bicycle thefts continue to be one of the major property crimes seen in 2021, incurring a dramatic 53% increase in 2021 when compared with the same time period in 2020, and up 95% (+139 thefts) above the 5-year average.
- A little over half of the bike thefts this year (62%) have taken place in the lower half of the city, with 178 of the 286 reported south/east of Harvard Square. However, there are hot spots in North Cambridge and the Highlands that account for a large number of the thefts in the northern part of the City.
- Although the majority of bicycles tend to be stolen from streets, sidewalks, and yards, similar to last year we continue to see an increase in thefts from personal garages, parking garages, and building storage areas.
- Of the 286 bike thefts reported thus far in 2021, 224 (78%) were reportedly locked at the time of the theft.
- A few individuals who are homeless have been found in possession of bikes that were reported stolen this year.

Top Neighborhoods for Bike Theft in 2021

Neighborhood	YTD Total	% Citywide
North Cambridge	59	21%
Cambridgeport	50	17%
Riverside	41	14%
East Cambridge	28	10%
Mid Cambridge	28	10%
The Port	18	6%

Percent Change

Last 4 Weeks

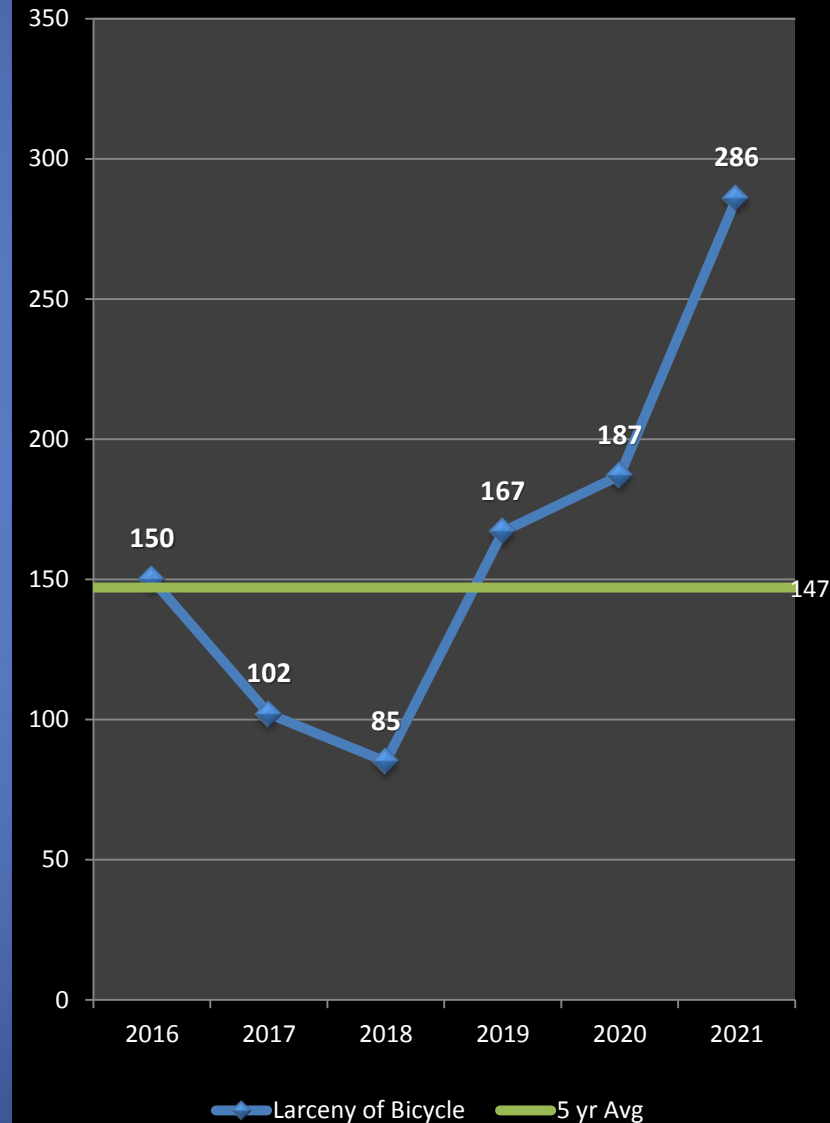
-17%

Previous Year

+53%

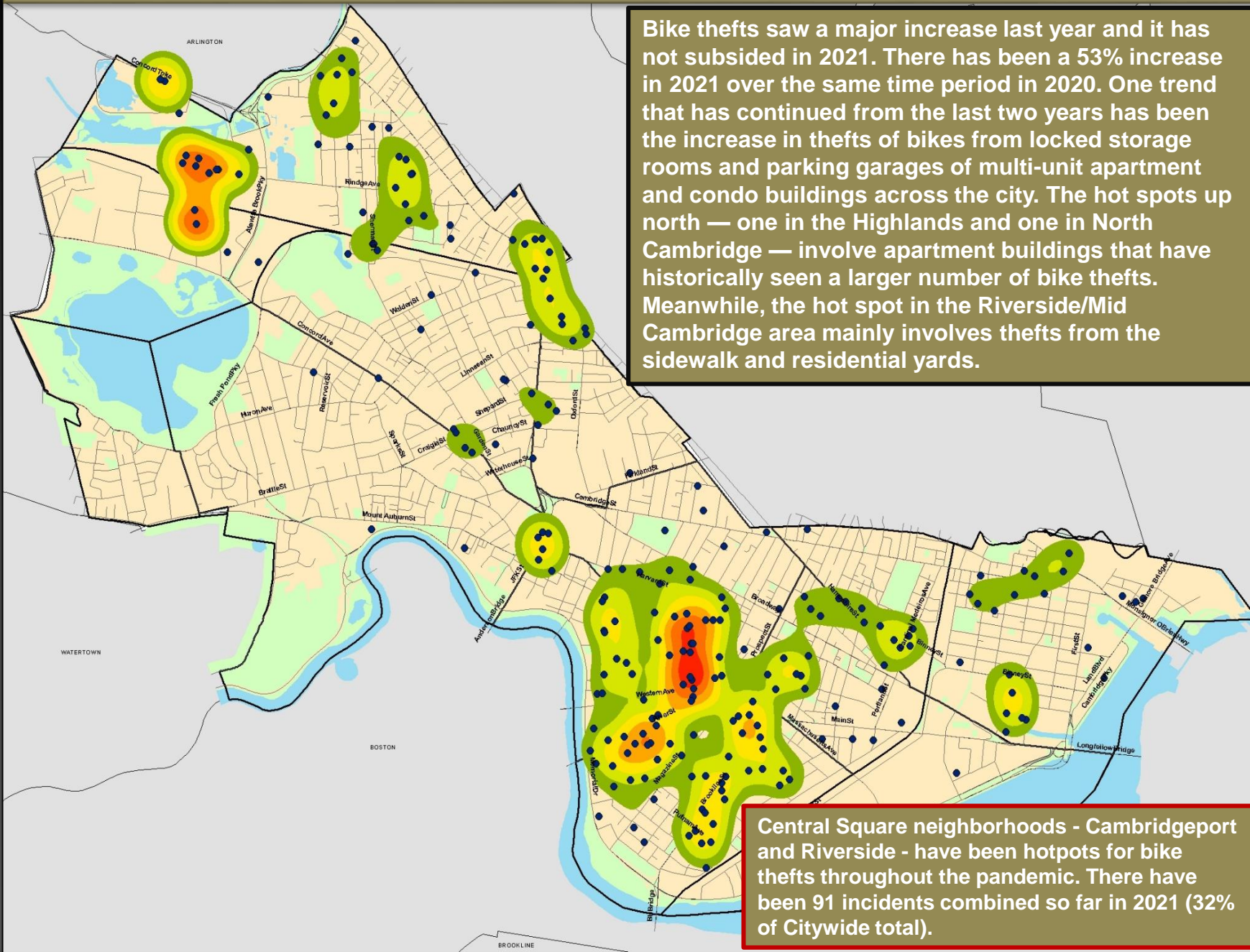
5-Year Average

+95%



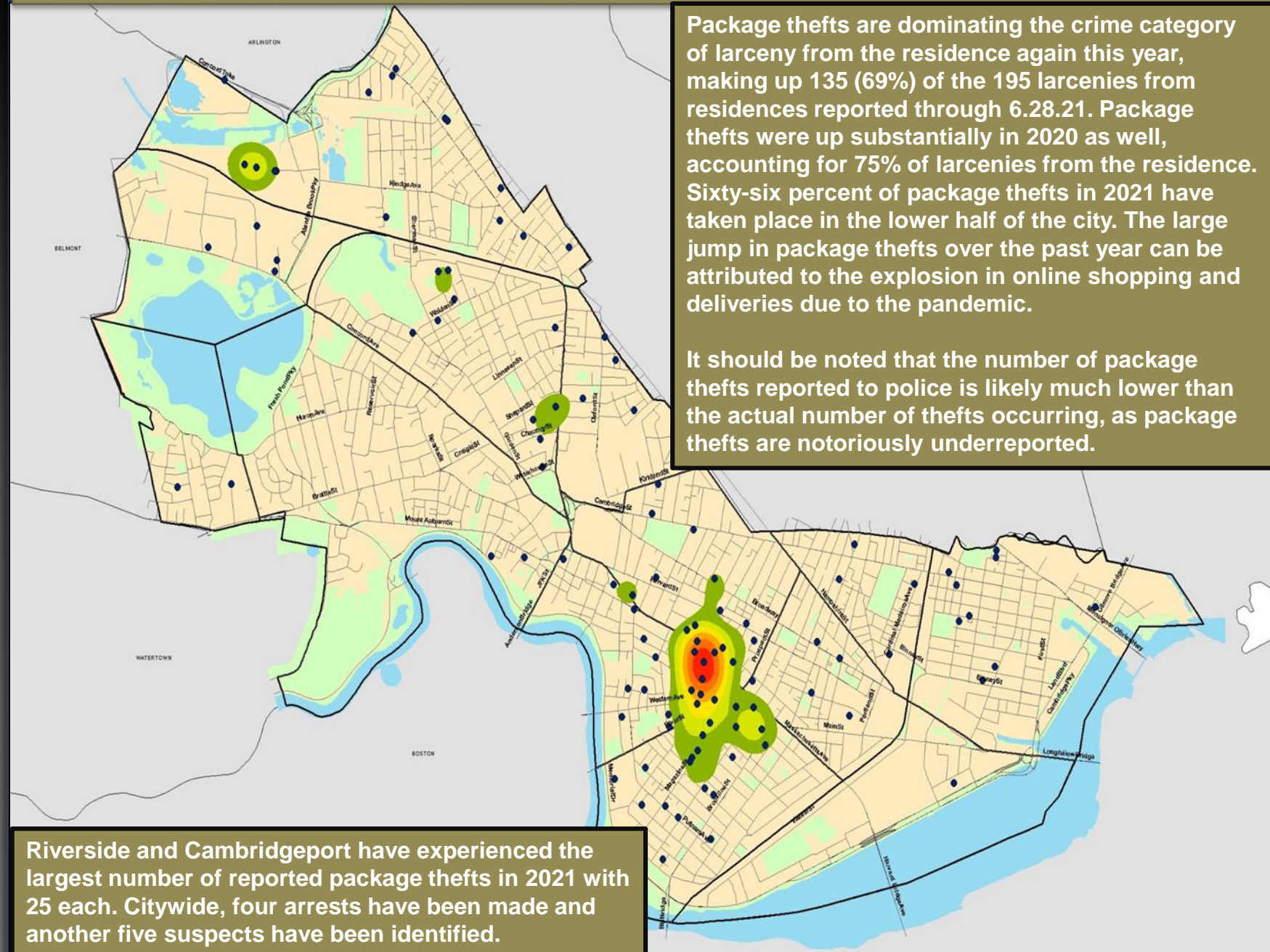


Geographic Breakdown of Larceny of Bicycles: 1.1.21 – 6.28.21





Geographic Breakdown of Package Thefts: 1.1.21 – 6.28.21



Package thefts are dominating the crime category of larceny from the residence again this year, making up 135 (69%) of the 195 larcenies from residences reported through 6.28.21. Package thefts were up substantially in 2020 as well, accounting for 75% of larcenies from the residence. Sixty-six percent of package thefts in 2021 have taken place in the lower half of the city. The large jump in package thefts over the past year can be attributed to the explosion in online shopping and deliveries due to the pandemic.

It should be noted that the number of package thefts reported to police is likely much lower than the actual number of thefts occurring, as package thefts are notoriously underreported.

Riverside and Cambridgeport have experienced the largest number of reported package thefts in 2021 with 25 each. Citywide, four arrests have been made and another five suspects have been identified.



Geographic Breakdown of Shoplifting: 1.1.21 – 6.28.21





AUTO THEFT

No Patterns

- The projected 5-year weighted average for auto thefts through June 28th is 43, and with 51 reported through June 28th of 2021, we are experiencing an increase of 19% this year. Auto thefts in 2021 are also up 24% over last year.
- When comparing the previous four weeks (June) to the prior (May), there was a significant increase from 6 incidents to 17, or +183%. The large increase from May to June is mostly due to the increase in scooter, moped, and motorcycle thefts, as is common with the warmer temperatures.
- Nine of the 51 thefts this year have been reported by auto rental businesses once their vehicles were not returned on time.
- The neighborhoods with the highest auto thefts are: Riverside – 13, North Cambridge – 7, East Cambridge 6, and Cambridgeport – 5. Meanwhile, Agassiz, West Cambridge, and Mid Cambridge all have 4 each, the Highlands, Inman/Harrington, and Peabody all have 2 each, and the Port and MIT each have 1 reported.
- There have been 15 auto theft recoveries recorded so far in 2021 (29%).

Percent Change

Last 4 Weeks

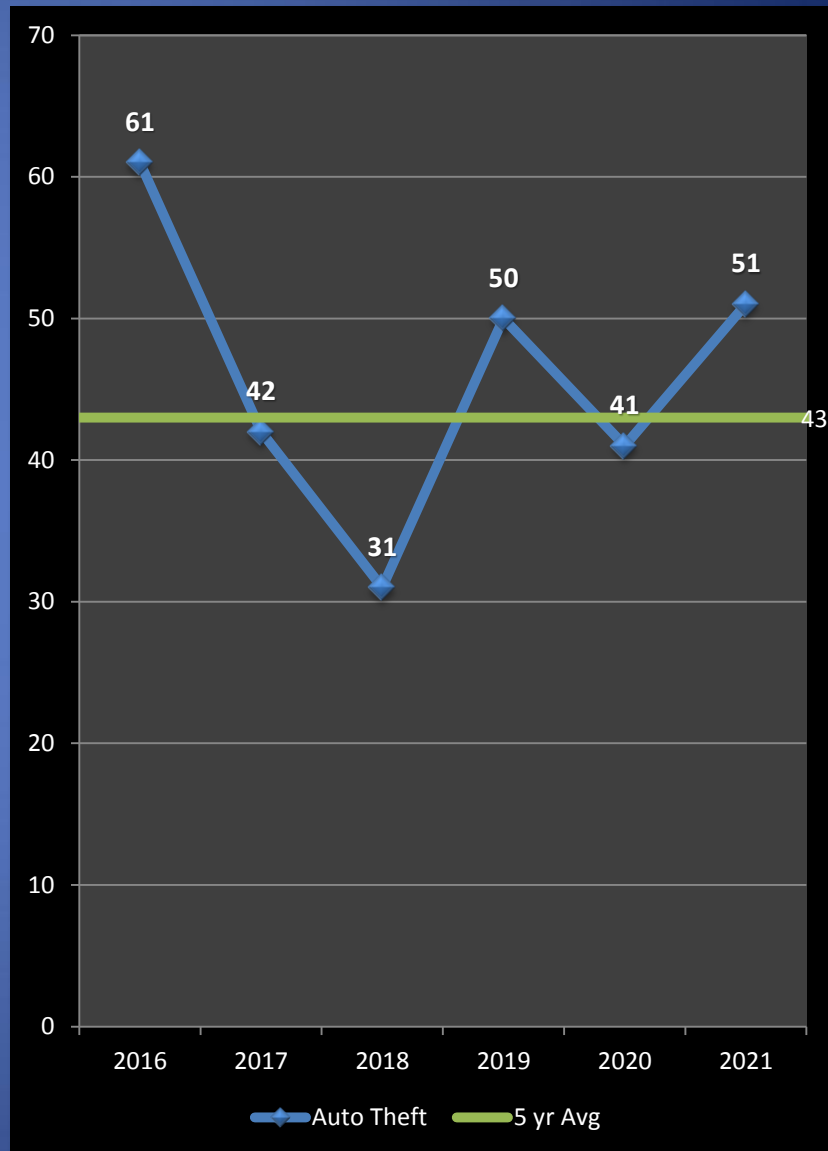
+183%

Previous Year

+24%

5-Year Average

+19%





Help Prevent Crime

And keep yourself informed!

To receive information from the CPD:

- Sign up with for the **Cambridge Alert Network**, to receive alerts about emerging crime patterns, neighborhood meetings, and crime prevention tips, by visiting www.CambridgeMa.gov/AlertNetwork.
- “Like” the Cambridge Police Department on Facebook at www.facebook.com/CambridgePolice
- Follow [@CambridgePolice](https://twitter.com/CambridgePolice) on Twitter.
- Visit our website at www.CambridgePolice.org for valuable information and reports including the Daily Log and BridgeStat, which is published on the first Friday of every month.
- Download our “MyPD” smartphone app at www.CambridgePolice.org/MyPD.

To Share Information with the CPD:

- Call our Non-Emergency Telephone Number at **617-349-3300**.
 - Every call for service generates a police response, so help drive our resources by reporting things that seem suspicious or out of the ordinary.
- Send an Anonymous TEXT-A-TIP:
 - Send an ANONYMOUS text message to **Tip411 (847411)**. Begin your message with Tip650 and then type your message. You will receive a response from the Cambridge Police with the option to continue communicating. Please remember that this is not a replacement for 9-1-1. **If you witness an emergency situation, please call 9-1-1 immediately.**
- Send an Anonymous Crime Tip E-Mail at www.CambridgePolice.org/Tips