

STATE OF MATERNITY CARE IN ALBERTA



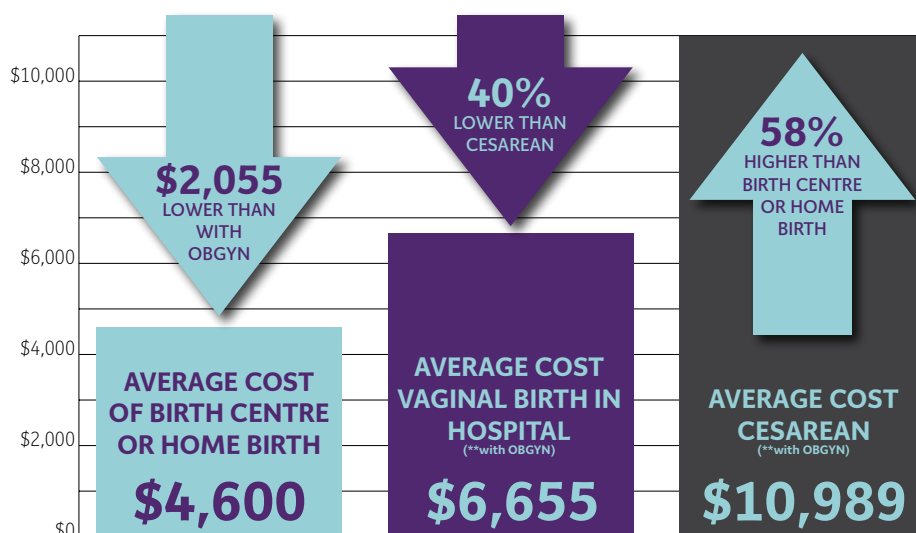
**#1 Reason For
Hospitalization
CHILDBIRTH**



**#1 Surgery in Alberta
CESAREANS**



**81% Rate of
REPEAT CESAREAN**



*Cost of birth calculations include all care from prenatal to 6 weeks postpartum
**based on 2013/14 data

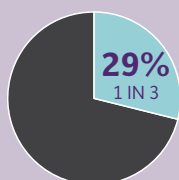
96 REGISTERED MIDWIVES

ATTEND APPROX. **5%** OF BIRTHS IN ALBERTA

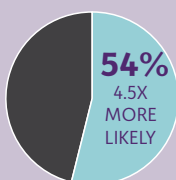
48% OF BIRTHS OUTSIDE OF HOSPITAL

1900 WOMEN ARE ON WAIT LIST

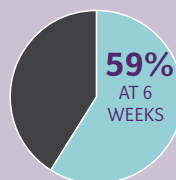
Obstetricians



**CESAREAN
RATE**

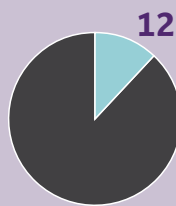
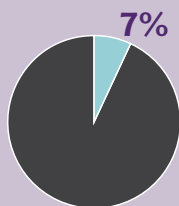


**EPIDURAL
RATE**



**BREASTFEEDING
SUCCESS**

Midwives



ONLY **7%** OF PREGNANCIES ARE CONSIDERED HIGH RISK

79% OF ATTEMPTED VBACS* WITH MIDWIVES SUCCESSFUL (*VAGINAL BIRTH AFTER CESAREAN)

POTENTIAL VBAC SAVINGS APPROX. **\$45.9 MILLION**

DECREASING CESAREANS TO **20%** COULD SAVE **\$14.5 MILLION** IN HOSPITAL COSTS

