



SOCIÉTÉ

Marocains, la schizophrénie dans les veines

LE 2 JANVIER 2014



“Ce conflit vient du fait que nous voulons être Marocains et Européens ou Américains en même temps. Nous sommes déchirés entre l’éducation que nous avons reçue, et l’ouverture sur d’autres cultures...”

Ethnic-linguistic tier:

- Are Moroccans Amazigh?
- Are Moroccans Arab?
- Are Moroccans Amazigh-Arab?
- Are Moroccans Arab-Amazigh?

Religious tier:

- Are Moroccans Muslim?
- Are Moroccans Muslim by culture only?

Geographical tier:

- Are Moroccans Mediterranean?
- Are Moroccans African?
- Are Moroccans Arab-Muslim?

Cultural tier:

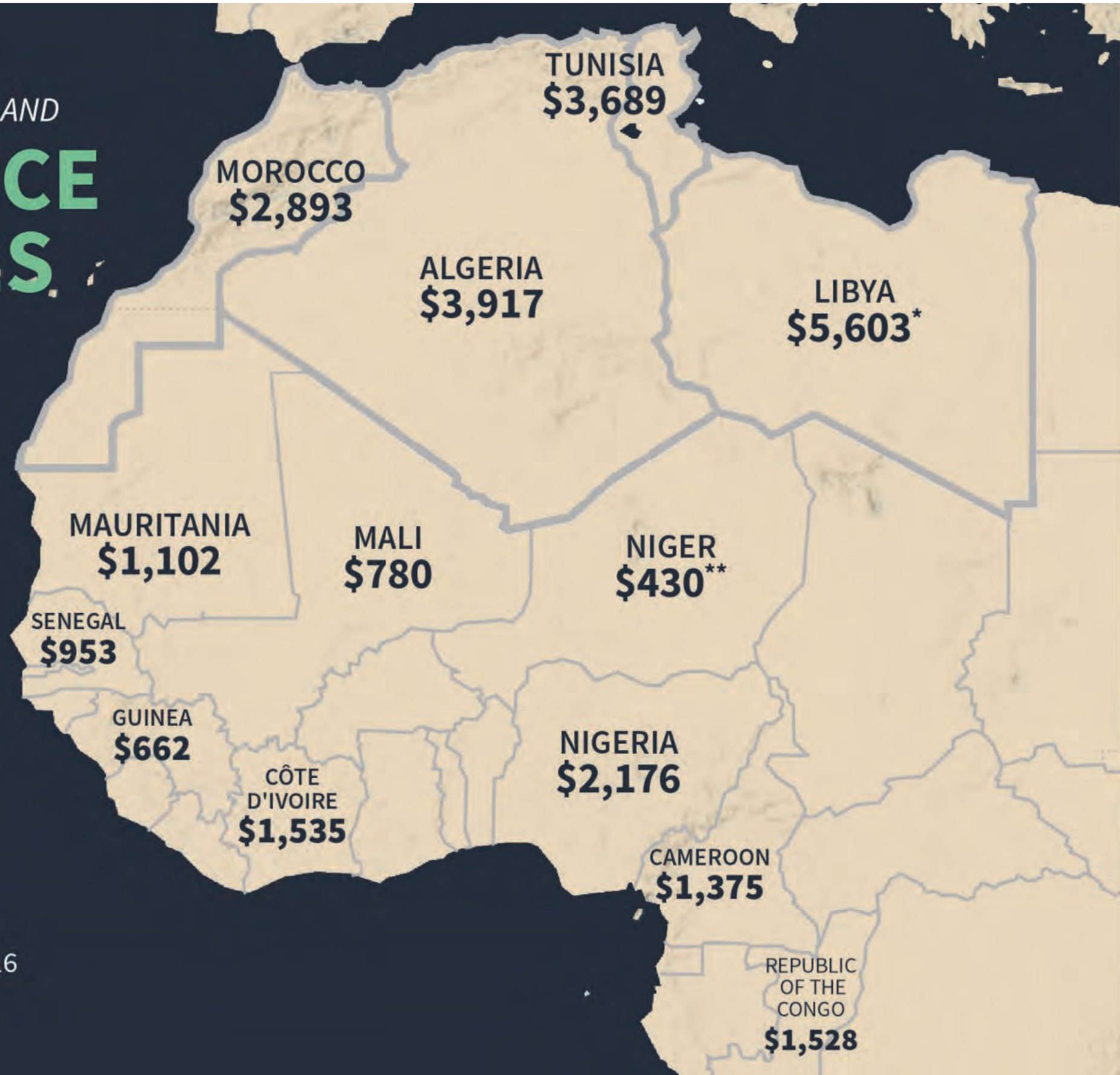
- Are Moroccans Middle-Eastern?
- Are Moroccans European?
- Are Moroccans African?
- Are Moroccans something else?

Morocco GDP: \$118.5 billion*

*2018

MAGHREB AND TOP SOURCE COUNTRIES

GDP PER CAPITA

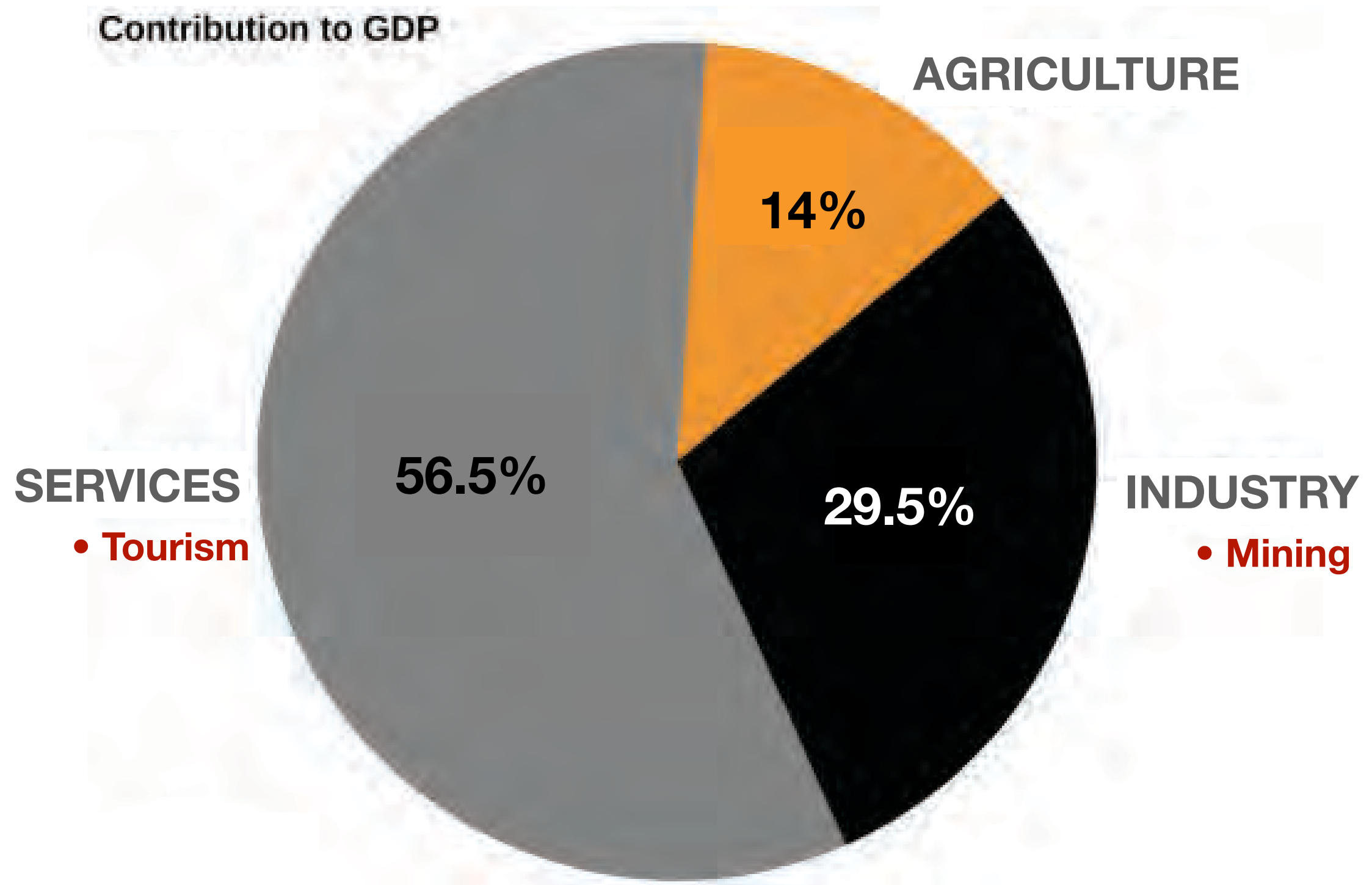


According to World Bank data 2016

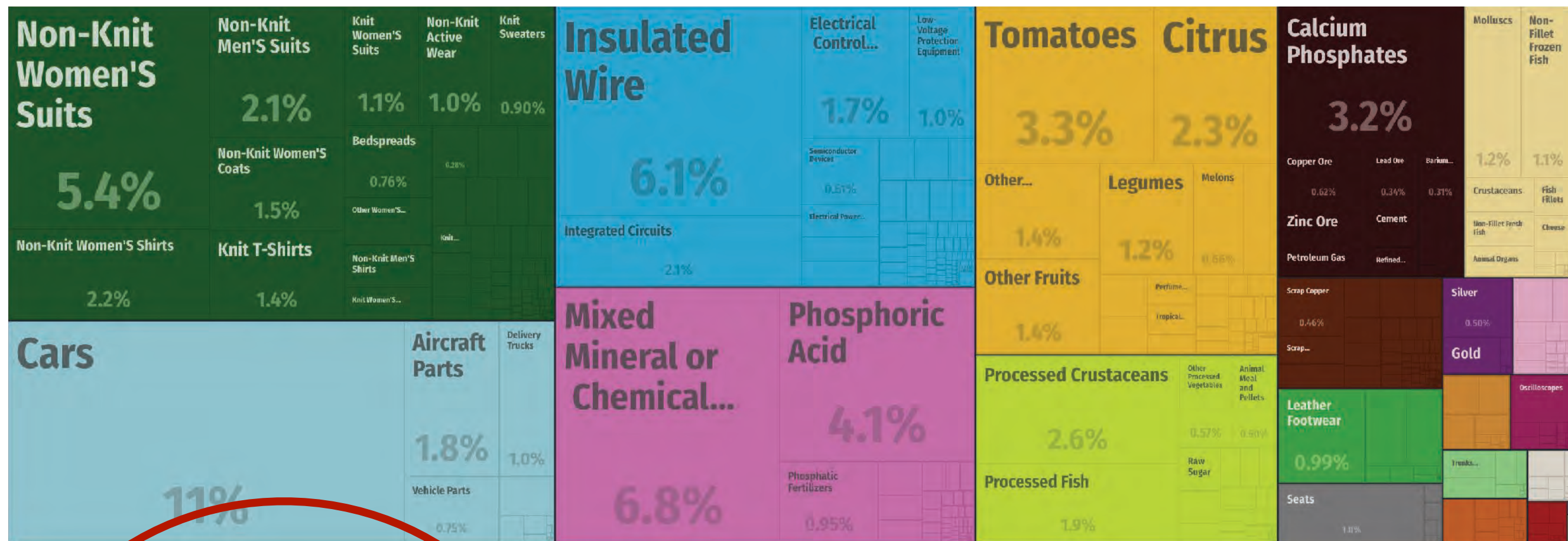
*World Bank, 2011

**World Bank WITS, 2014

Morocco GDP: \$118.5 billion






Moroccan External Trade - \$24.9b (67th of 221)



- Textiles, 20%
- Transportation, 14%
- Machines, 14%
- Chemical products, 13%
- Vegetable products, 12%
- Foodstuffs, 6.8%
- Mineral products, 6%
- Animal products, 3.6%
- Metals, 2.2%
- Footwear & Headwear, 1.9%
- Miscellaneous, 1.2%
- Precious metals, 0.81%
- Plastics & rubbers, 0.72%
- Animal & veg. biproducts, 0.60%
- Instruments, 0.59%
- Animal hides, 0.48%
- Stone & glass, 0.47%
- Paper goods, 0.30%

World Mine Production and Reserves: Reserves for China, India, and Russia were updated with official Government data. Reserves for Israel and Jordan were updated with information from company reports.

	Mine production		Reserves ⁴
	2017	2018 ^e	
United States 	27,900	27,000	1,000,000
Algeria	1,300	1,300	2,200,000
Australia	3,000	3,000	⁵ 1,100,000
Brazil	5,200	5,400	1,700,000
China ⁶ 	144,000	140,000	3,200,000
Egypt	4,400	4,600	1,300,000
Finland	980	1,000	1,000,000
India	1,590	1,600	46,000
Israel	3,850	3,900	67,000
Jordan	8,690	8,800	1,000,000
Kazakhstan	1,500	1,600	260,000
Mexico	1,930	2,000	30,000
Morocco and Western Sahara	30,000	33,000	50,000,000
Peru	3,040	3,100	400,000
Russia	13,300	13,000	600,000
Saudi Arabia	5,000	5,200	1,400,000
Senegal	1,390	1,500	50,000
South Africa	2,080	2,100	1,500,000
Syria	100	100	1,800,000
Togo	825	850	30,000
Tunisia	4,420	3,300	100,000
Uzbekistan	900	900	100,000
Vietnam	3,000	3,300	30,000
Other countries	1,100	1,300	770,000
World total (rounded)	269,000	270,000	70,000,000



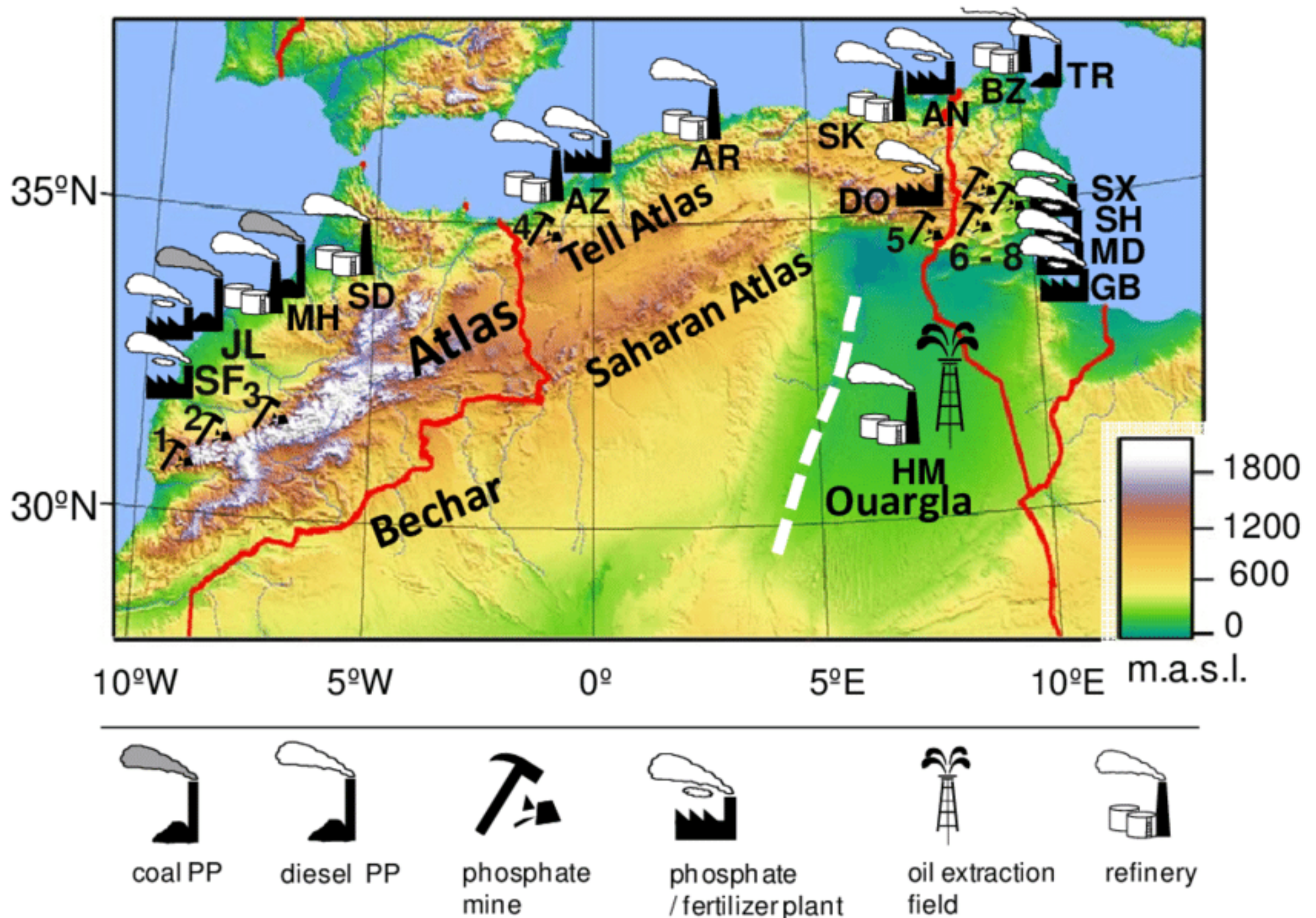
World Resources: Some world reserves were reported only in terms of ore tonnage and grade. Phosphate rock resources occur principally as sedimentary marine phosphorites. The largest sedimentary deposits are found in northern Africa, China, the Middle East, and the United States. Significant igneous occurrences are found in Brazil, Canada, Finland, Russia, and South Africa. Large phosphate resources have been identified on the continental shelves and on seamounts in the Atlantic Ocean and the Pacific Ocean. World resources of phosphate rock are more than 300 billion tons. There are no imminent shortages of phosphate rock.

Substitutes: There are no substitutes for phosphorus in agriculture.

OCP's Ben Guerir Mine in Morocco



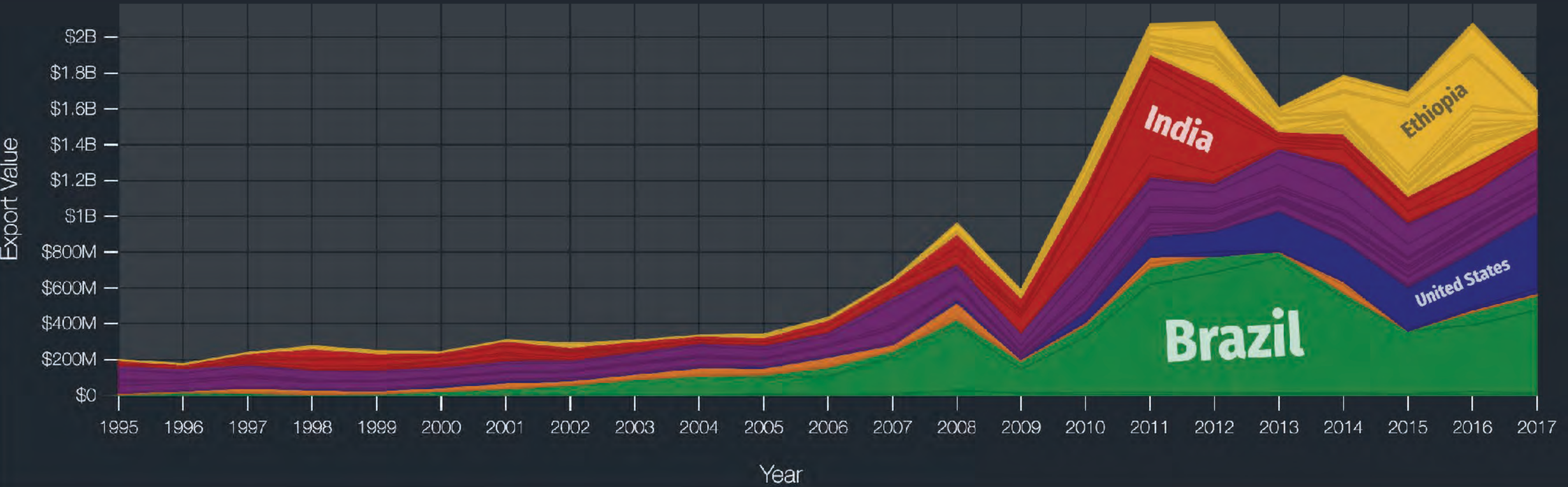
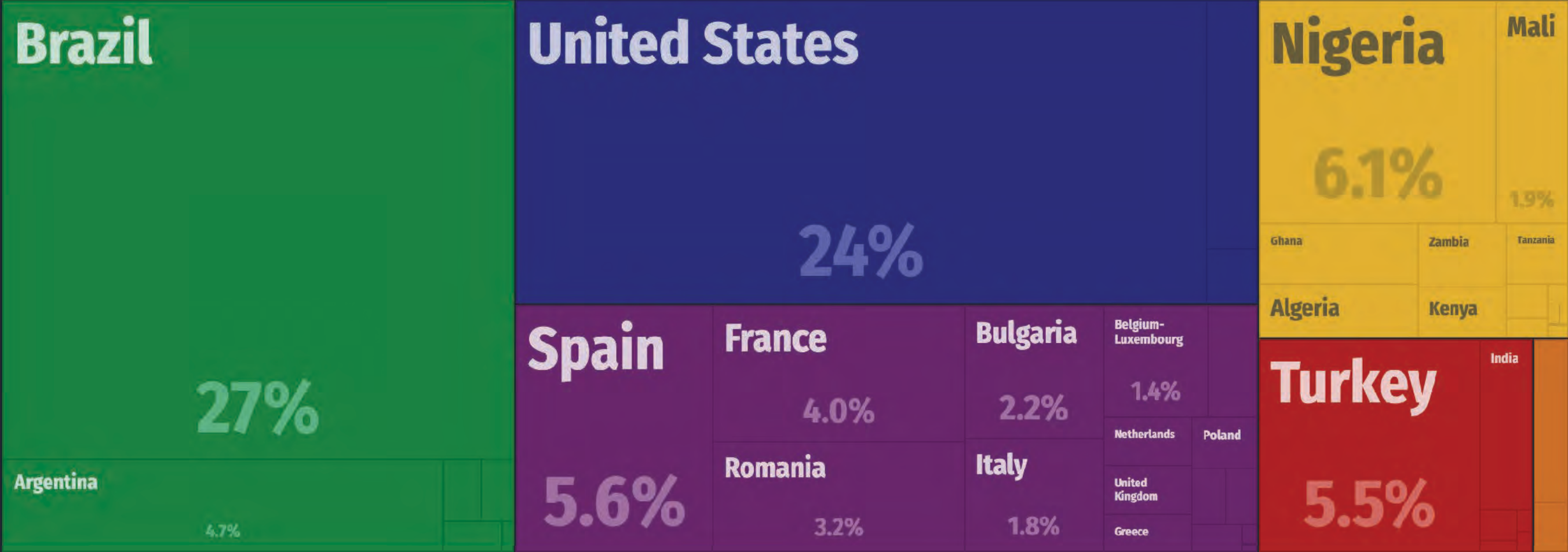
Location of Phosphate Mines in Morocco



“Morocco’s state-owned phosphate company, the **Office Cherifien des Phosphates** (OCP), earned an estimated \$2.8 billion in net profit in 2008 — a year of soaring global food prices and other recession pressures — nine times what it earned in 2007. The same year, Moroccan King Mohammed VI’s net worth jumped by a billion dollars, making him the seventh-richest monarch in the world.”

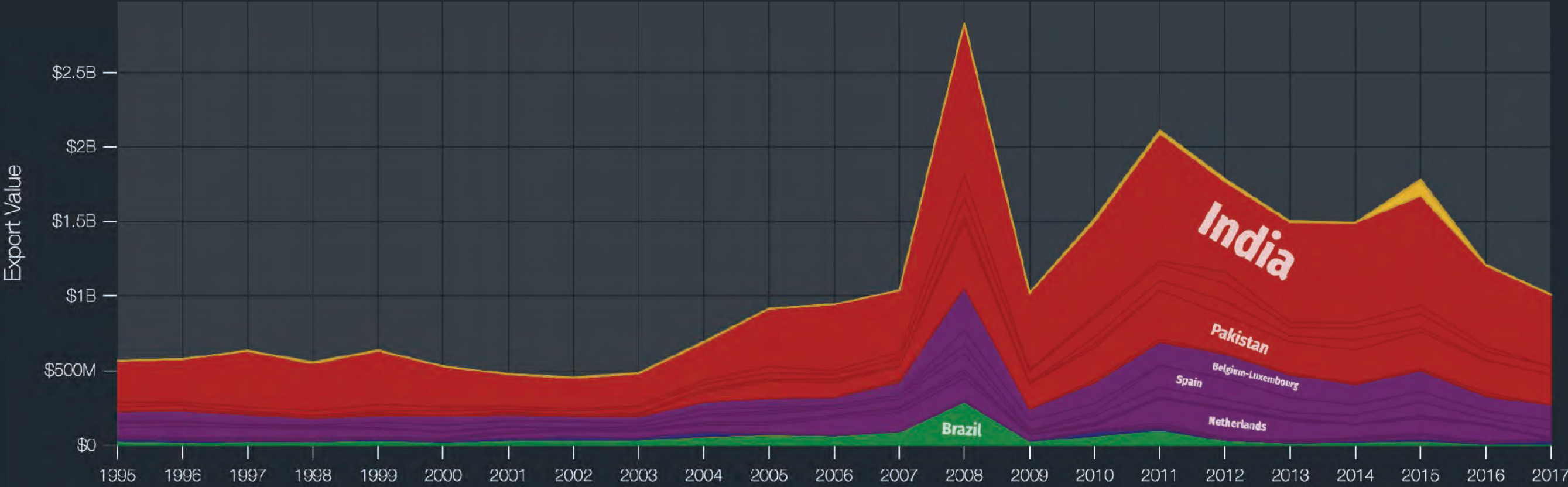
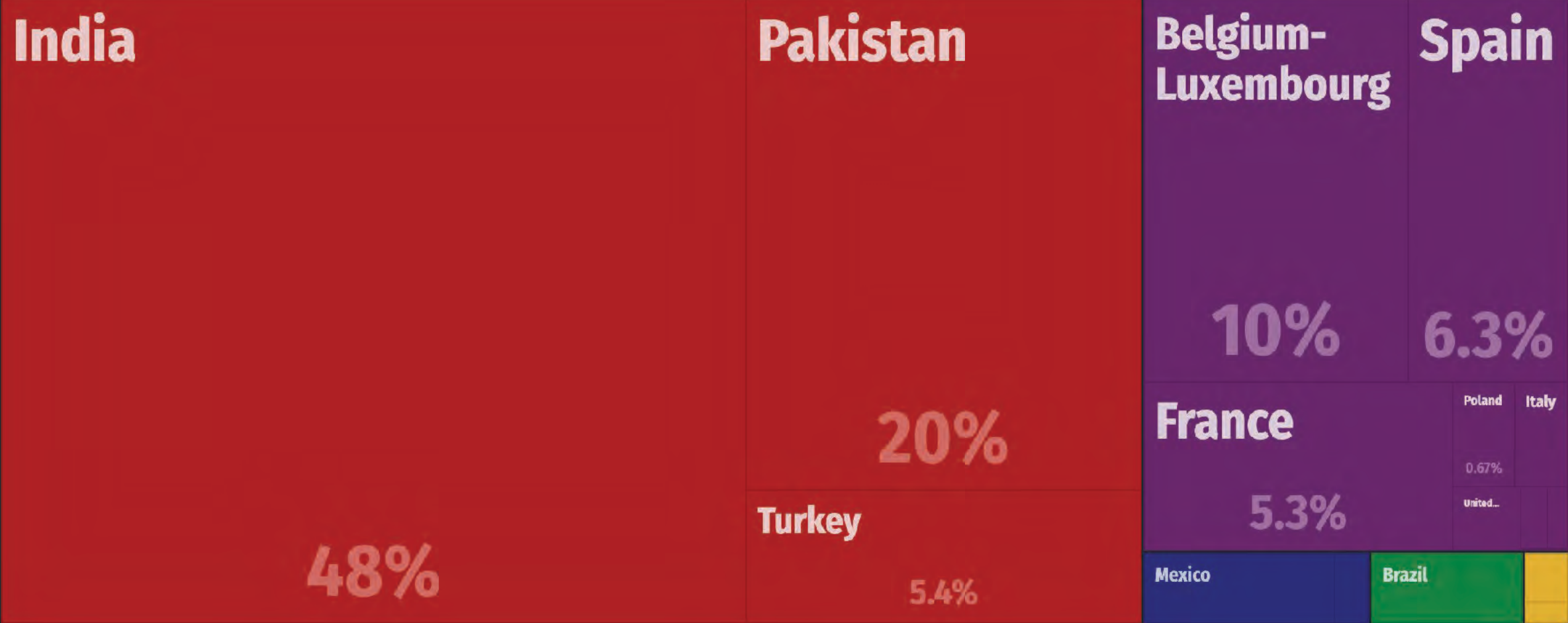
Kristen McTighe
Public Radio International,
November 2013

Morocco's exports of Mixed Mineral/Chemical Fertilizers (\$1.7b)



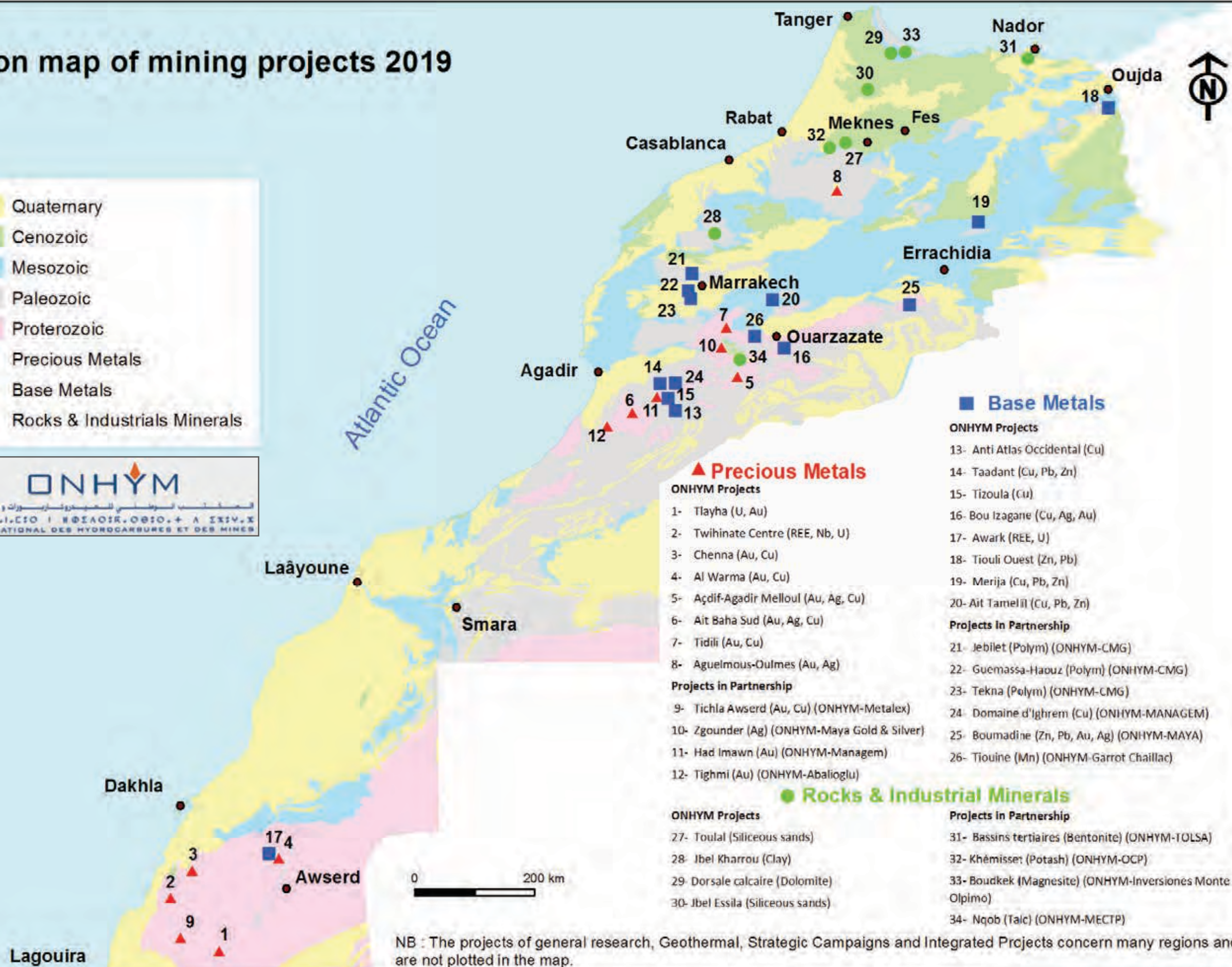
Source: Harvard Atlas of Economic Complexity Electronic Complexity Observatory, MIT Media Lab & the Center for International Development at Harvard University, www.oec.world, 2017

Morocco's exports of Phosphoric Acid (\$1.01b)



Source: Harvard Atlas of Economic Complexity Electronic Complexity Observatory, MIT Media Lab & the Center for International Development at Harvard University, www.oec.world, 2017

Location map of mining projects 2019



▲ Precious Metals

ONHYM Projects

- 1- Tlayha (U, Au)
- 2- Twihinate Centre (REE, Nb, U)
- 3- Chenna (Au, Cu)
- 4- Al Warma (Au, Cu)
- 5- Açdif-Agadir Melloul (Au, Ag, Cu)
- 6- Ait Baha Sud (Au, Ag, Cu)
- 7- Tidili (Au, Cu)
- 8- Aguelmous-Oulmes (Au, Ag)

Projects in Partnership

- 9- Tichla Awserd (Au, Cu) (ONHYM-Metalex)
- 10- Zgounder (Ag) (ONHYM-Maya Gold & Silver)
- 11- Had Imawn (Au) (ONHYM-Managem)
- 12- Tighmi (Au) (ONHYM-Abalioglu)

● Rocks & Industrial Minerals

ONHYM Projects

- 27- Toulal (Siliceous sands)
- 28- Jbel Kharrou (Clay)
- 29- Dorsale calcaire (Dolomite)
- 30- Jbel Essila (Siliceous sands)

■ Base Metals

ONHYM Projects

- 13- Anti Atlas Occidental (Cu)
- 14- Taadant (Cu, Pb, Zn)
- 15- Tizoula (Cu)
- 16- Bou Izagane (Cu, Ag, Au)
- 17- Awark (REE, U)
- 18- Tiouli Ouest (Zn, Pb)
- 19- Merija (Cu, Pb, Zn)
- 20- Ait Tamelil (Cu, Pb, Zn)

Projects in Partnership

- 21- Jebilet (Polym) (ONHYM-CMG)
- 22- Guemassa-Haouz (Polym) (ONHYM-CMG)
- 23- Tekna (Polym) (ONHYM-CMG)
- 24- Domaine d'Ighrem (Cu) (ONHYM-MANAGEM)
- 25- Boumadine (Zn, Pb, Au, Ag) (ONHYM-MAYA)
- 26- Tiouine (Mn) (ONHYM-Garrot Chaillac)

Projects in Partnership

- 31- Bassins tertiaires (Bentonite) (ONHYM-TOLSA)
- 32- Khémisset (Potash) (ONHYM-OCP)
- 33- Boudkek (Magnesite) (ONHYM-Inversiones Monte Olpimo)
- 34- Nqob (Talc) (ONHYM-MECTP)

NB : The projects of general research, Geothermal, Strategic Campaigns and Integrated Projects concern many regions and are not plotted in the map.



1942




Source: Dust-to-Digital/Library of Congress
Paul Bowles's Volkswagen Beetle, stopped along a mountain road in Morocco, 1959

On Tangiers

“... a seedy port city where artists, pirates, picaros, philistines, homosexuals, lapsed aristocrats, real aristocrats, and paupers posing as kings had found refuge for centuries.”

Negar Azimi
New Yorker Magazine
June 2014

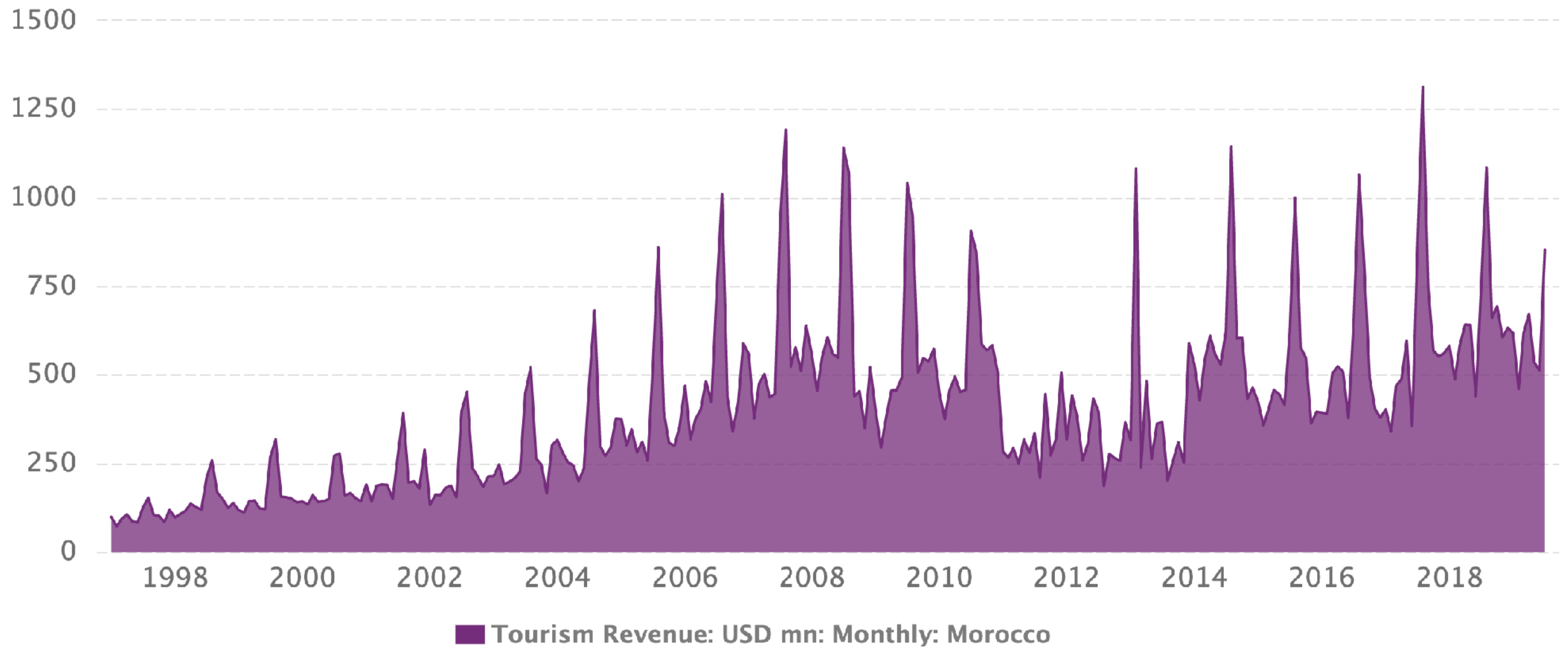


“We had already bought a house in the Medina, Dar el Hanch, the Snake’s House, a place where many friends came to visit over the years. I recall many beautiful moments filled with love in the company of Loulou de La Falaise, Fernando Sanchez, Betty Catroux, Andy Warhol, Paul and Talitha Getty, and many others.”

Pierre Bergé



Tourism Revenue from January 1997 to July 2019



Foreign Visitors in Morocco

2013 10 million

2018 12 million +

- 
- A photograph of a camel caravan in a desert. A line of camels with riders is moving across the sand dunes. A white arrow points from the text '2018 12 million +' down to the list of statistics.
- \$7.6b for the economy
 - 2.5 million jobs
 - 7% of GDP

Vision 2010

TARGETS

- 10 million tourists by 2010
- 20% of GDP



I. A Morocco: A rising star of international tourism



TOURISM

MOROCCO

A powerful driver of economic growth:

An important tool for regional improvement and development, making the most of the various territories, population groups, and other assets in a sustainable way

Multiplier effects on all other sectors of the economy, an important and plays a significant part in the prosperity of the country as a whole

A rich heritage of civilization, a welcoming and tolerant people, and a responsible nation committed to the values and principles of sustainable development.

Tourism: A national priority in Morocco

Vision 2010

- Moroccan tourism's international achievement: 25th place worldwide by the end of 2010
- In the Moroccan economy: Tourism is the top of foreign exchange earner, 2nd biggest contributor to GDP and 2nd biggest creator of jobs

Vision 2020

• TO RAISE MOROCCO, BY 2020, TO BE ONE OF THE WORLD'S TOP TWENTY TOURIST DESTINATIONS AND A MODEL OF SUSTAINABILITY IN THE MEDITERRANEAN DESTINATIONS

New 2020 Targets



- \$15b for the economy




Open Skies Agreement

December 2006


1) Belgium
France
Spain } 62%

2) Middle East 7.7%

Image source: 2017 data, <https://www.anna.aero/2018/07/31/moroccan-traffic-up-13-during-h1-2018/>







Source: Catherine Deneuve, photographed by André Rau for Yves Saint Laurent collection, Marrakech, 1992

Marocains Residant a l'Étranger (MREs)



Image source: <http://ladepechedunord.ma/operation-marhaba-2019-les-autorites-marocaines-et-espagnoles-preparent-pour-ope-record/>

Operation Marhaba

JUNE - AUGUST 2019

(via Port of Tangiers)

- 567,932 passengers
- 159,110 vehicles

RATE OF MRE RETURN

- 2019 - 3m expected
- 2018 - 2.87m
- 2014 - 2.37m

JULY 17, 2018

- 961,000 Moroccans

VIA

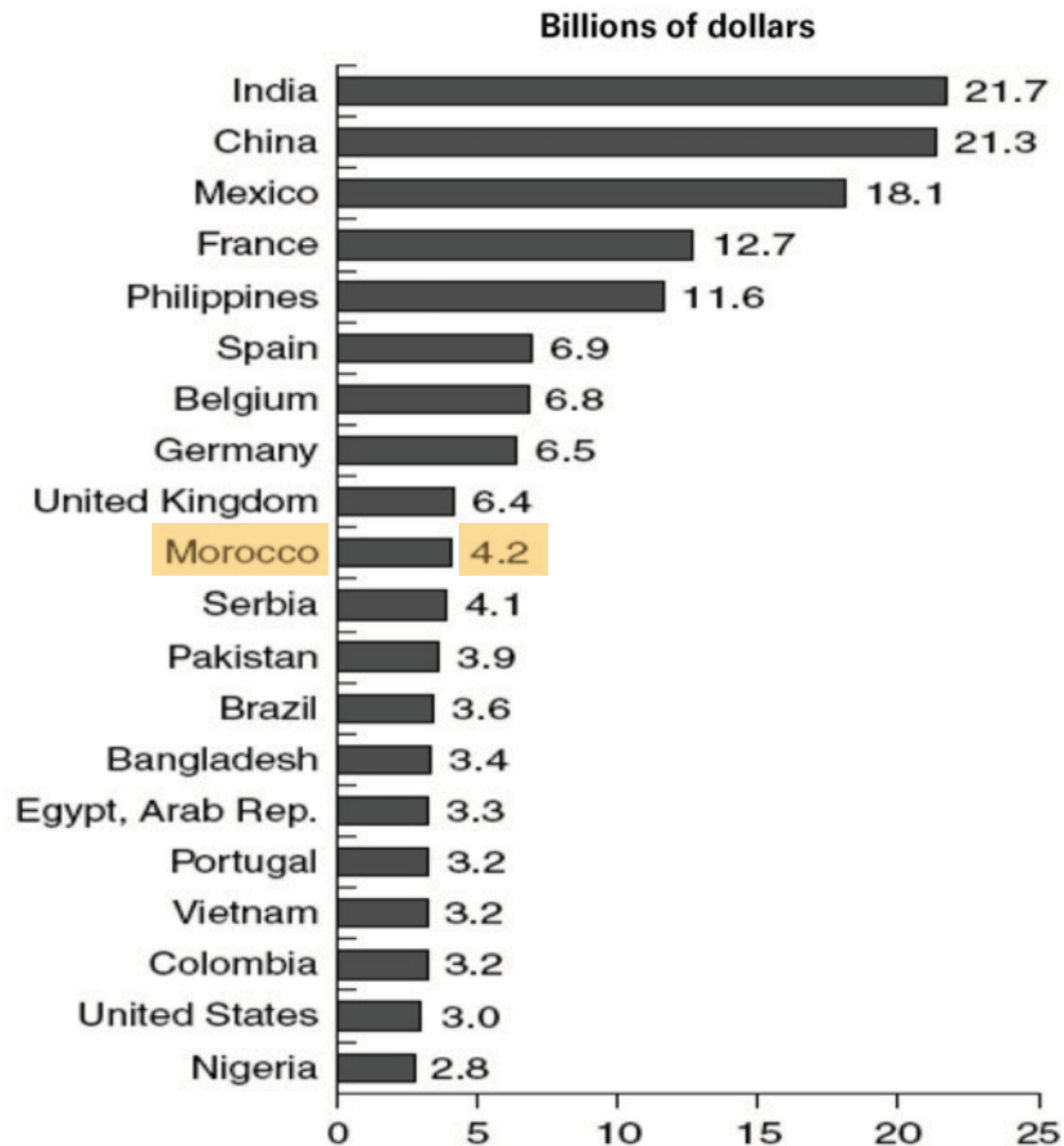
- 4 ports
- 20 airports

Operation Marhaba



MREs and Remittances


Principal remittance recipient countries in 2006:



MREs and Remittances

Morocco 2018:

- \$7.4 billion
- 6.2% of GDP

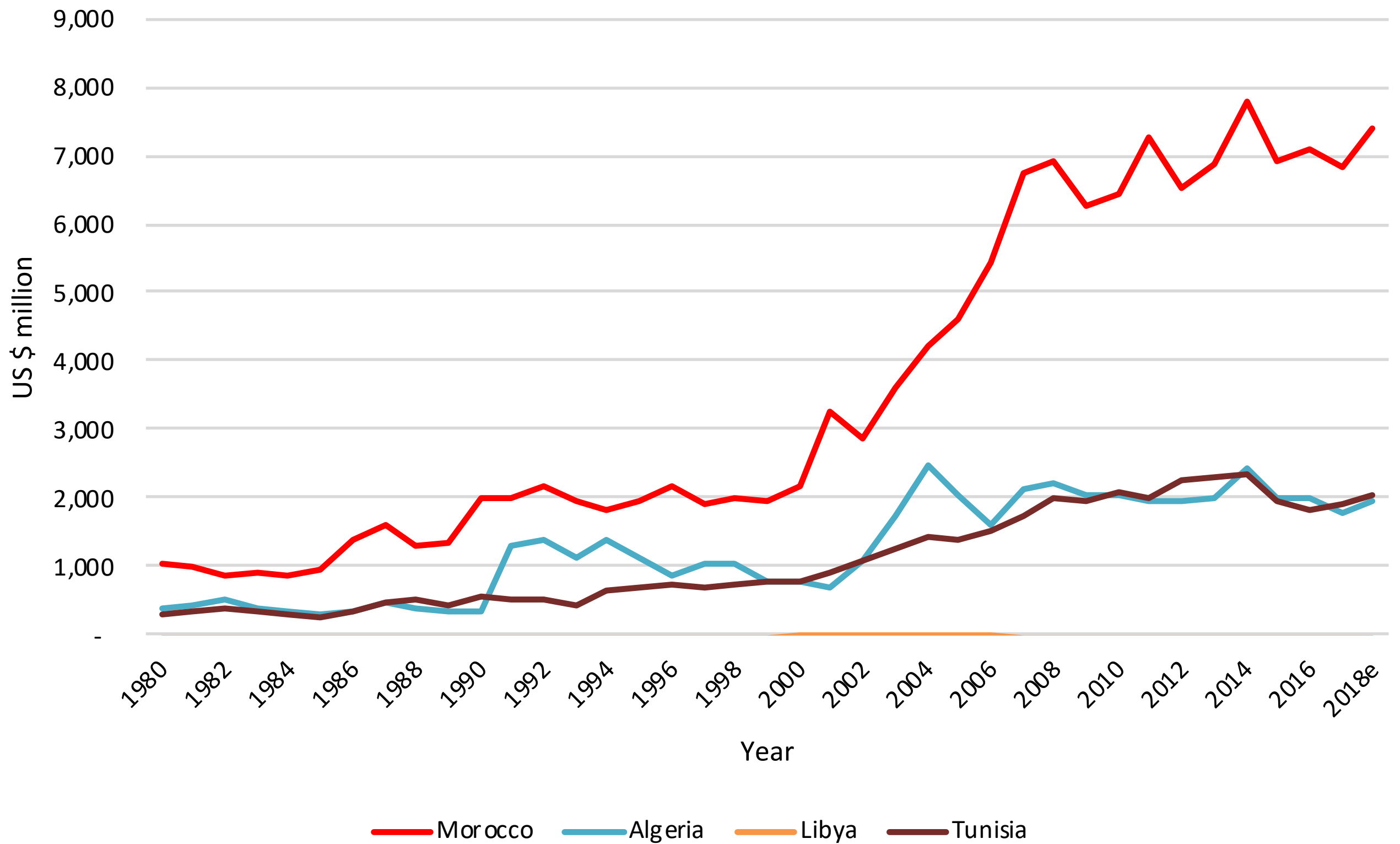


Total: ~ 5-6m MREs


France	1,114,000
Spain	840,000
Belgium	430,000
Italy	420,650
Netherlands	391,088
Germany	350,000
United States	300,544
Canada	300,000
U.A.E	250,000

Source: https://en.wikipedia.org/wiki/Moroccan_diaspora

Maghreb Migrant Remittance inflows







MOROCCO & USA

“No country has been a friend of the United States longer than Morocco. You were the first nation to recognize us back in 1777. But it is not enough to have a friendship that simply is longstanding; we want one that is dynamic and growing.”

Hillary Rodham Clinton,
U.S. Secretary of State, 2012

“We the Congress of the 13th United States of North America... **assure you of our earnest desire to cultivate a sincere and firm peace and friendship** with your Majesty and to make it lasting to all posterity. Should any of the subjects of our states come within the ports of your Majesty’s territories, we flatter ourselves they will receive the benefit of your protection and benevolence. You may assure yourself of every protection and assistance to your subjects from the people of these states whenever and wherever they may have it in their power.”

First official communication between US and Morocco

December 1780


The Treaty of Friendship and Amity



Thomas Jefferson



Sultan Mohammed III ben Abdellah
1757 - 1790, Saadian dynasty




John Adams

“Our trade to the Mediterranean will not be inconsiderable, and the friendship of Morocco, Algiers, Tunis, and Tripoli may become very interesting in case the Russians should succeed in their endeavors to navigate freely into it by Constantinople.”

John Adams, Benjamin Franklin, John Jay
Letter to Congress, 1783

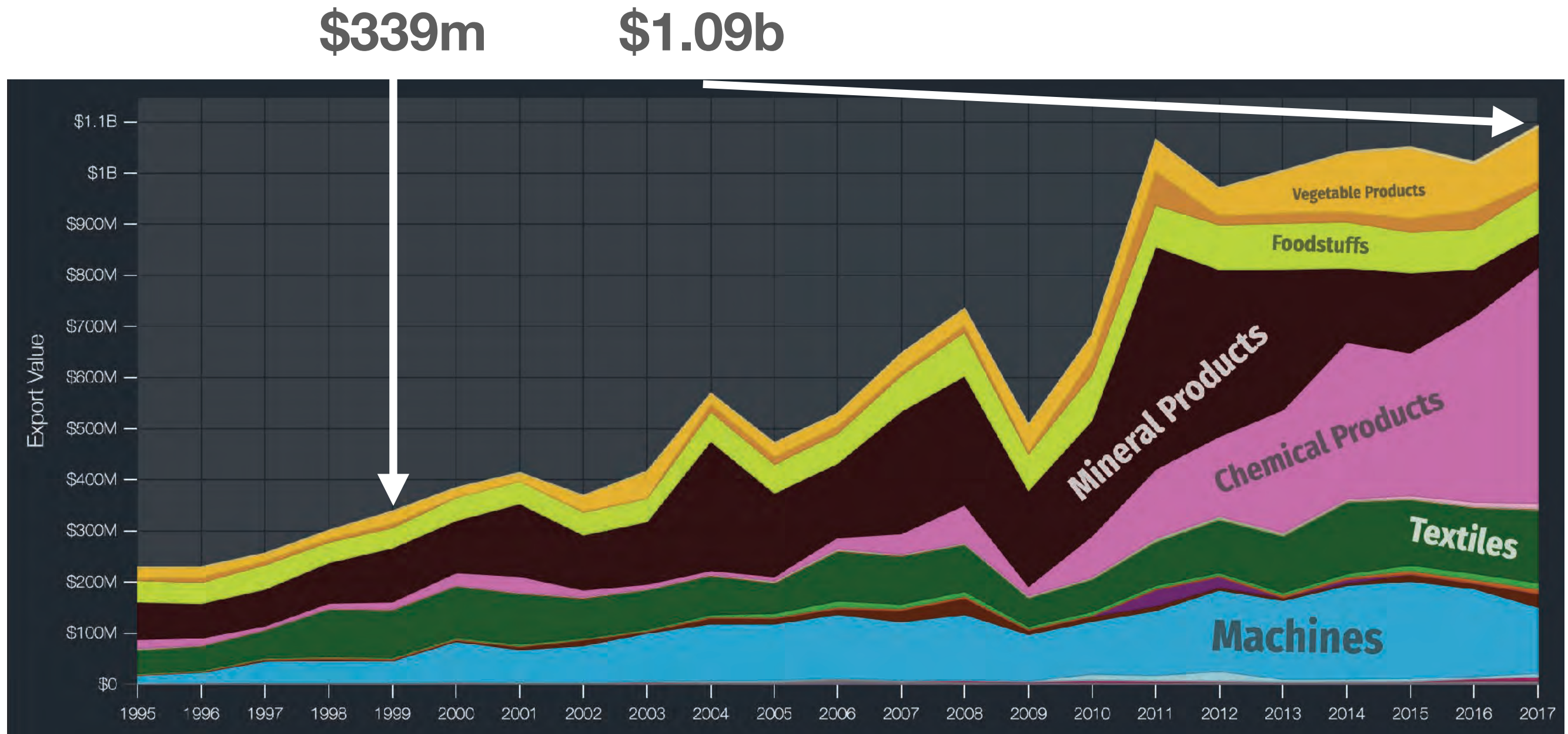


Images: Eugene Delacroix, Chasse au Lion au Maroc, 1855
Photo by Nelson Robinson, Sultan, the Barbary Lion (R), Bronx Zoo, 1897





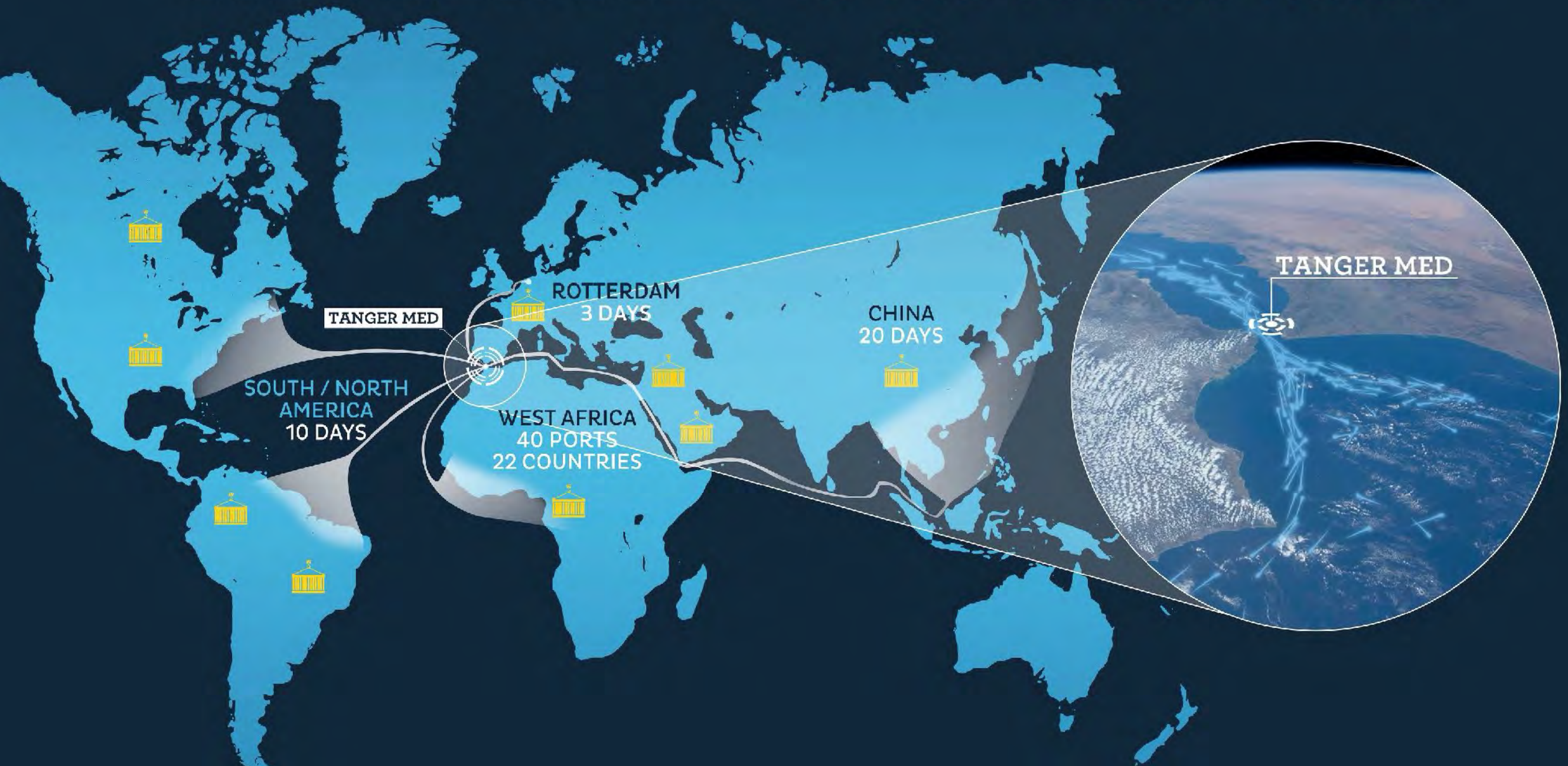
Morocco's exports to the United States



Source: Harvard Atlas of Economic Complexity Electronic Complexity Observatory, MIT Media Lab & the Center for International Development at Harvard University, www.oec.world, 2017

1995 - 2017

TANGER MED IN THE GLOBAL TRADE



Allies of the United States of America

North Atlantic Treaty Organization

Albania	Estonia	Latvia	Portugal
Belgium	France	Lithuania	Romania
Bulgaria	Germany	Luxembourg	Slovakia
Canada	Greece	Montenegro	Slovenia
Croatia	Hungary	Netherlands	Spain
Czechia	Iceland	Norway	Turkey
Denmark	Italy	Poland	United Kingdom

Five Eyes

Australia	New Zealand
Canada	United Kingdom

Compact of Free Association

Federated States of Micronesia
Marshall Islands
Palau

Rio Pact

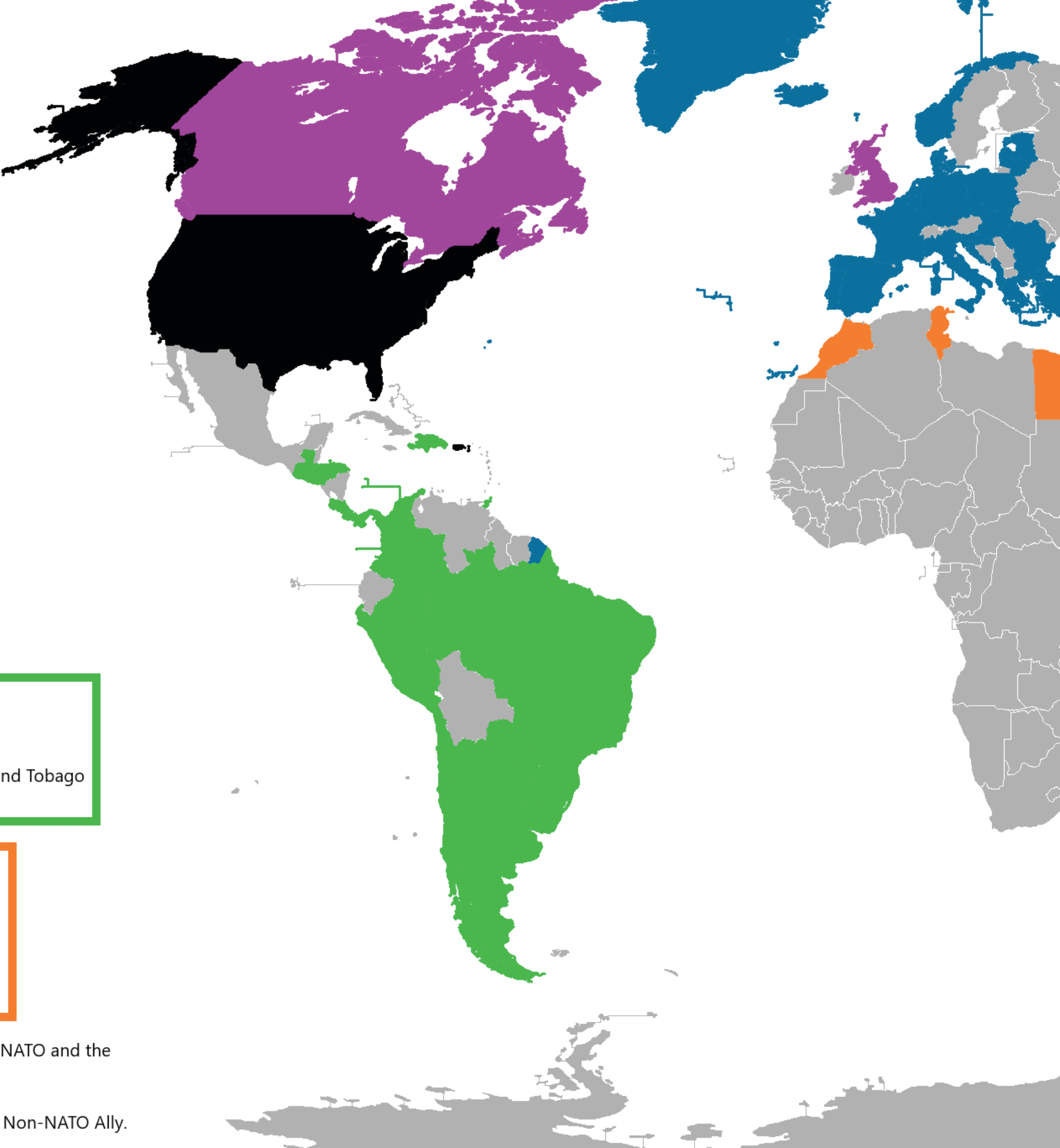
Argentina	Colombia	Guatemala	Paraguay
Bahamas	Costa Rica	Haiti	Peru
Brazil	Dominican Republic	Honduras	Trinidad and Tobago
Chile	El Salvador	Panama	Uruguay

Major Non-NATO Ally

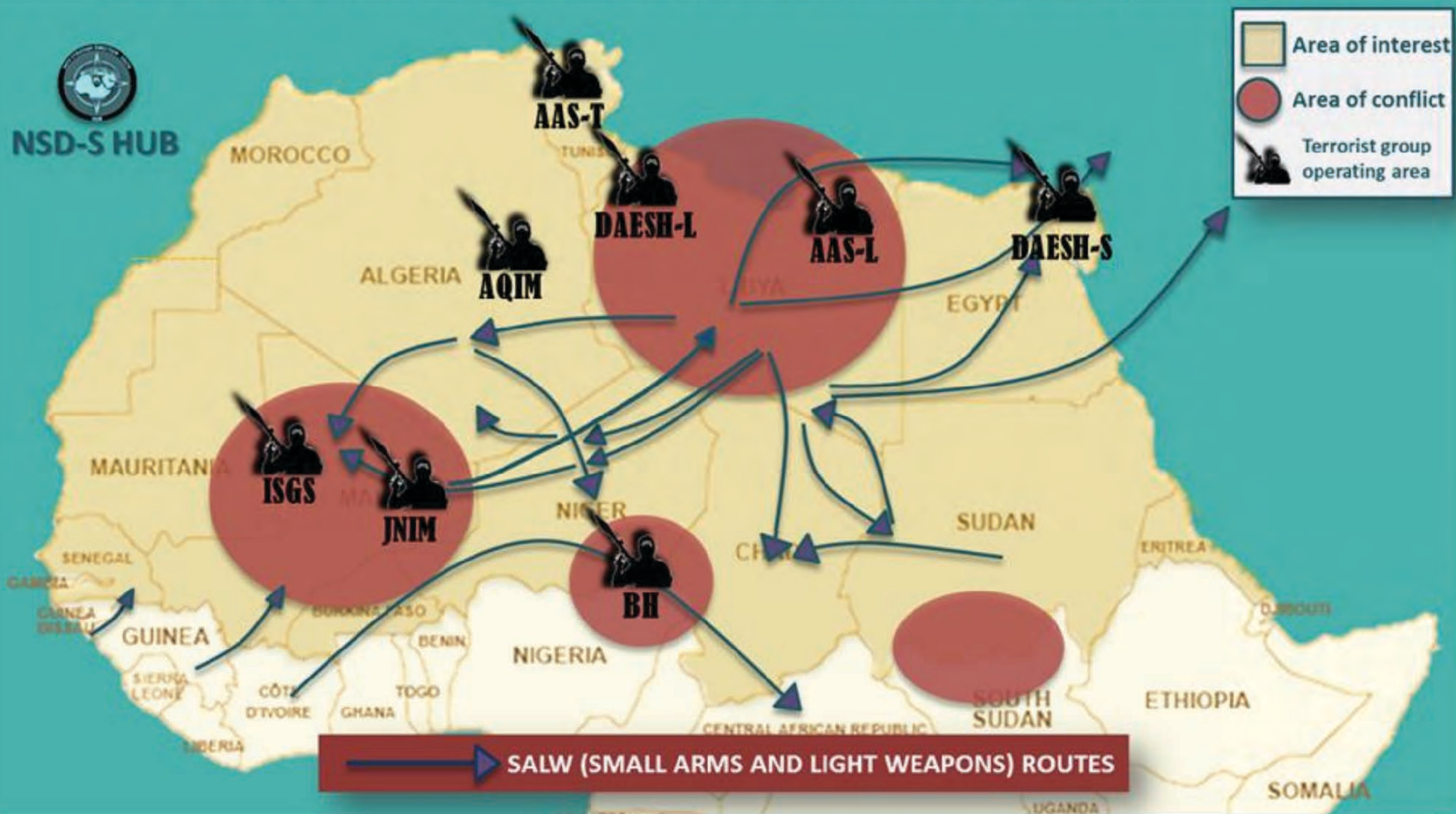
Australia	Jordan	Philippines	Morocco
Egypt	New Zealand	Taiwan	Pakistan
Israel	Argentina	Thailand	Afghanistan
Japan	Bahrain	Kuwait	Tunisia
South Korea			

*The United Kingdom and Canada are members of both NATO and the Five Eyes.

*Argentina is a Member of the Rio Pact and also a Major Non-NATO Ally.



ILLICIT TRAFFICKING IN NORTH AFRICA AND SAHEL (WEAPONS)

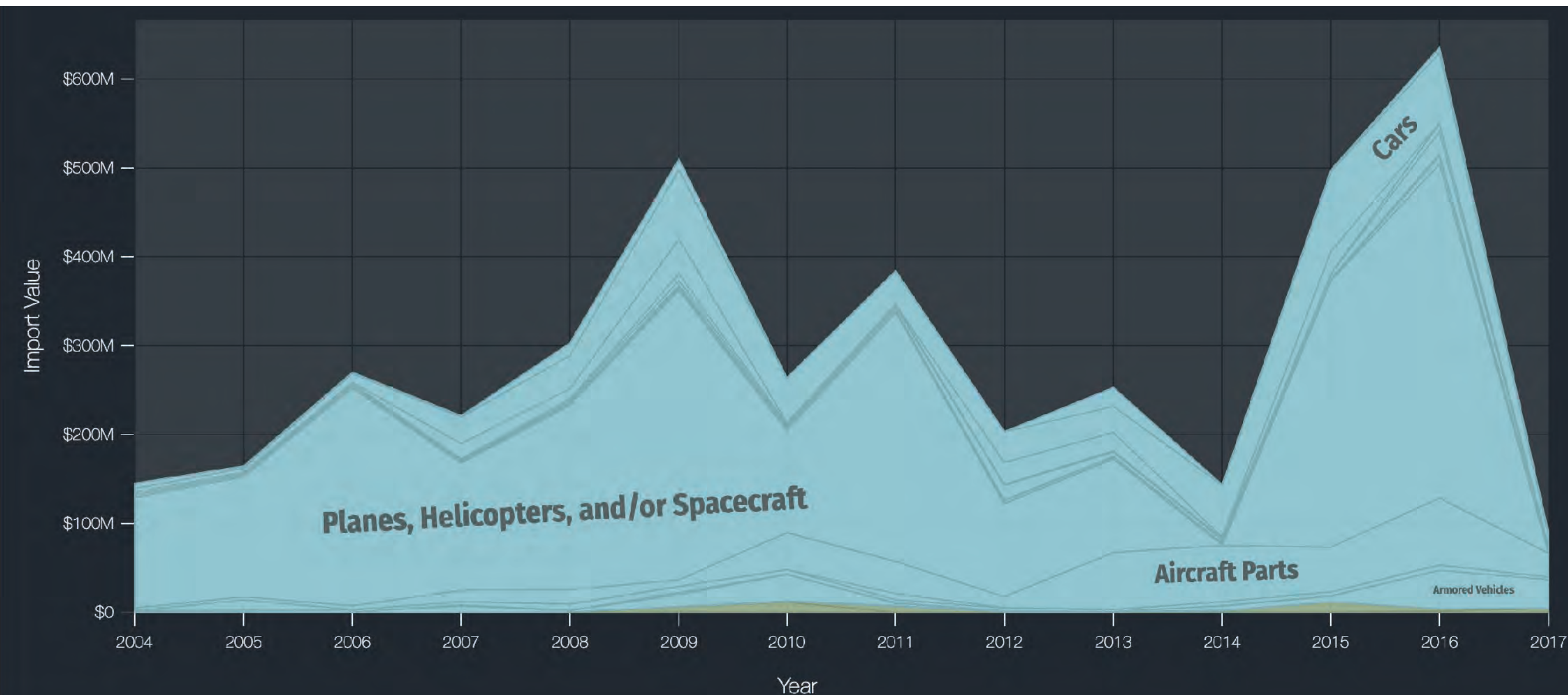


The boundaries, names and related geographic data shown on maps do not imply an endorsement or official acceptance by ACO

US Weapons & Transportation Sales to Morocco

\$4.09 billion

2004 - 2017



Source: Harvard Atlas of Economic Complexity Electronic Complexity Observatory, MIT Media Lab & the Center for International Development at Harvard University, www.oec.world, 2017

“The proposed sale will contribute to the foreign policy and national security objectives of the United States by enhancing Morocco’s capability to support U.S. efforts in the global war on terrorism.”

Pentagon Defense Security Cooperation

AFRICOM and African Lion



2008 - present

“The attack in Benghazi this week reminds us that **security remains a vital interest**. Through our work together on the Global Counter-Terrorism Task Force, the US and Morocco already share crucial information and best practices...


We are also collaborating through the USAID, Peace Corps and other agencies to **help provide Moroccan youth alternatives to criminal and extremist organizations** and so we are partnering to **help strengthen Morocco’s criminal justice system and law enforcement.**”

Hilary Rodham Clinton

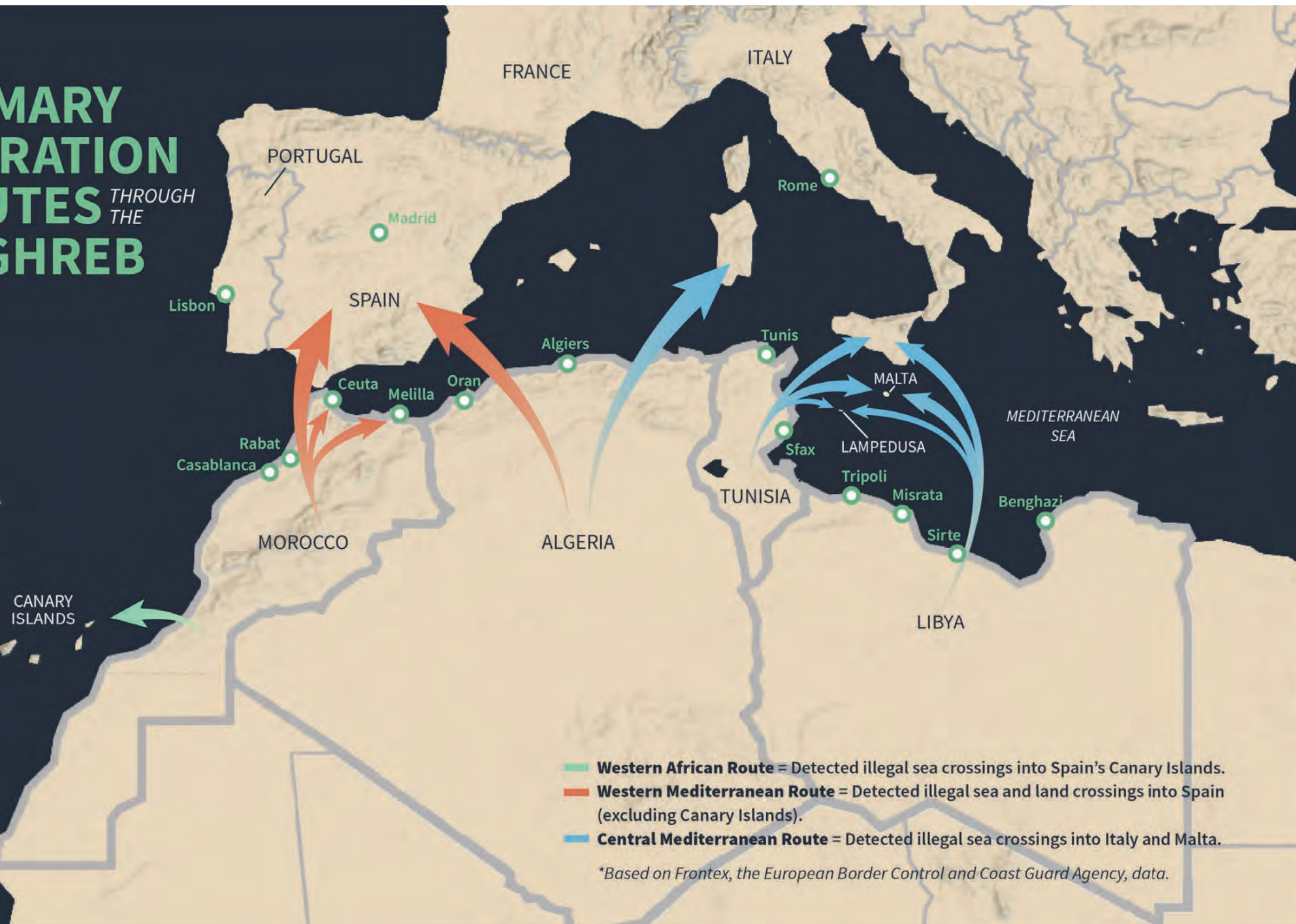
Remarks at US Morocco Strategic Dialogue Conference, Department of State



MOROCCO & EUROPE



PRIMARY MIGRATION ROUTES THROUGH THE MAGHREB



EDUCATION

BIENVENUE À L'ÉCOLE FINLANDAISE

N° 827 DU 5 AU 11 OCTOBRE 2018

TELQUEL

DIRECTRICE DE LA PUBLICATION : AICHA AKALAY

www.telquel.ma

HRIG

LA TENTATION DE L'EUROPE

La fièvre du hrig touche de nouveau le Maroc. Tétouan, théâtre de la tragédie de Hayat Belkacem, est l'un des épicentres de ce phénomène. Reportage.



PROTECTORAT
**UNE DOMINATION
SEXUELLE AUSSI**

The Temptation of Europe and the “Fever of Hrig”

Illegal immigration with “Hrigas”

“The mediterranean figures prominently in their musical imagination. For those in Europe, the Mediterranean is the blue expanse that separates them from their land of origin; for the African-based, it’s the perilous body of water they must brave to flee tyranny.”

Hisham Aidi

“Rebel Music: Race, Empire, and the New Muslim Youth Culture”



San Roque

Gibraltar

Los Barrios

Algeciras

El Bujeo

Facinas

Cañada
de la Jara

Valdevaqueros

Pedro Valiente

Parque Natural
del Estrecho

El Pulido

Spain

Ceuta

Belyounech
بليونش

Fnideq
الفيديق

Ksar es Seghir
القصر
الصغير

Hassana
حسانة

Ain El Hamra
عين الحمرة

Playa Blanca

MALABATA
مالاباطا

Plage
municipale

MARSHAN
مرشان

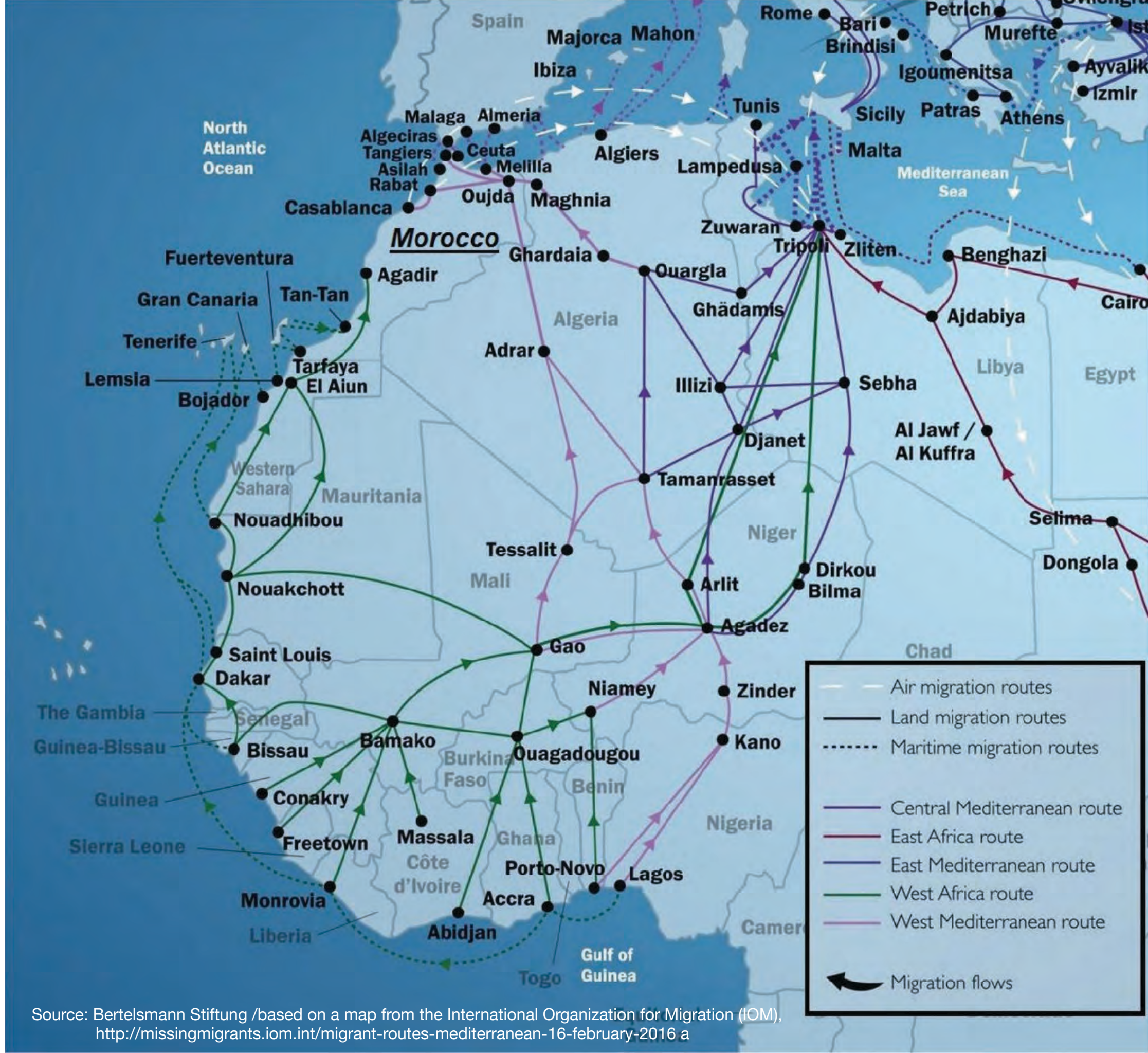
Tanger
طنجة

Bni Wassine
بني واسين

Daimouss
الديموس

Réserve du
Cap Spartel

Google



Source: Bertelsmann Stiftung /based on a map from the International Organization for Migration (IOM), <http://missingmigrants.iom.int/migrant-routes-mediterranean-16-february-2016> a

Major area, region, country or area of destination	Number of international migrants (thousands)		International migrants as percentage of total population		Females among international migrants (percentage)		Median age of international migrants (years)	
	2000	2017	2000	2017	2000	2017	2000	2017
WORLD	172,604	257,715	2.8	3.4	49.3	48.4	38.0	39.2
More developed regions	103,418	145,984	8.7	11.6	51.1	51.8	40.0	43.4
Less developed regions	69,186	111,732	1.4	1.8	46.6	43.9	34.8	34.3
Least developed countries	10,073	14,442	1.5	1.4	50.0	50.4	26.9	29.7
Less developed regions, excl. least developed countries	59,155	97,331	1.4	1.8	46.0	42.9	36.2	34.9
High-income countries	100,405	164,847	9.6	14.1	49.0	47.7	38.5	40.6
Middle-income countries	64,042	81,440	1.4	1.4	49.6	49.3	38.5	37.3
Low-income countries	7,733	10,915	1.8	1.6	50.5	50.9	27.1	29.8
Sub-Saharan Africa	13,717	22,976	2.0	2.2	47.4	47.8	27.3	30.6
AFRICA	14,800	24,650	1.8	2.0	46.9	47.1	27.6	30.9
Northern Africa	1,886	2,410	1.1	1.0	44.4	41.9	28.1	32.3
Algeria	250	249	0.8	0.6	45.2	47.2	34.8	39.6
Egypt	173	478	0.2	0.5	46.8	46.1	30.1	34.3
Libya	567	788	10.6	12.4	35.0	28.8	29.6	32.2
Morocco	53	96	0.2	0.3	48.6	49.8	35.9	34.8
Sudan ⁴	802	736	2.9	1.8	49.7	49.9	22.5	27.6
Tunisia	36	58	0.4	0.5	49.2	48.2	35.8	38.2
Western Sahara	3	5	1.0	1.0	44.1	40.9	35.9	37.0

Inflows:

Eastern Africa received close to 2.5 million migrants from other African regions.

International migrants:

The region provides the largest contingent of migrants outside of Africa.

Cheap labour:

The need for low-skill jobs can cause migrations from the poorest countries.

Central Africa

East Africa

North Africa

Southern Africa

West Africa

Outside Africa

Two tales:

The large middle class migrates to rich countries, and poorer people migrate to the region for low-wage jobs.

Regional flow:

Most of the intra-Africa migration takes place within the region for Western African people.

Return flow:

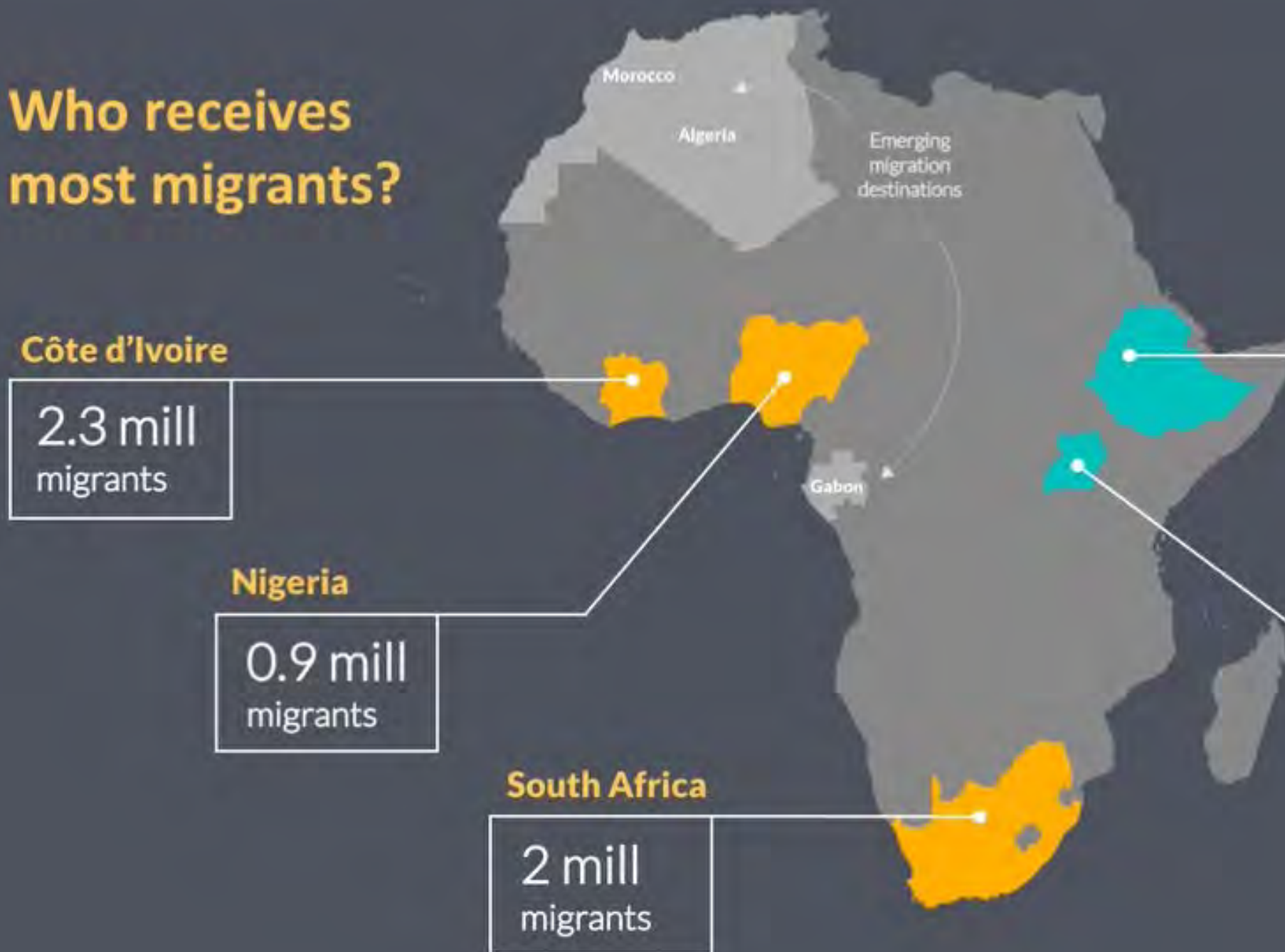
A minority of migrants choose to move back to Africa.



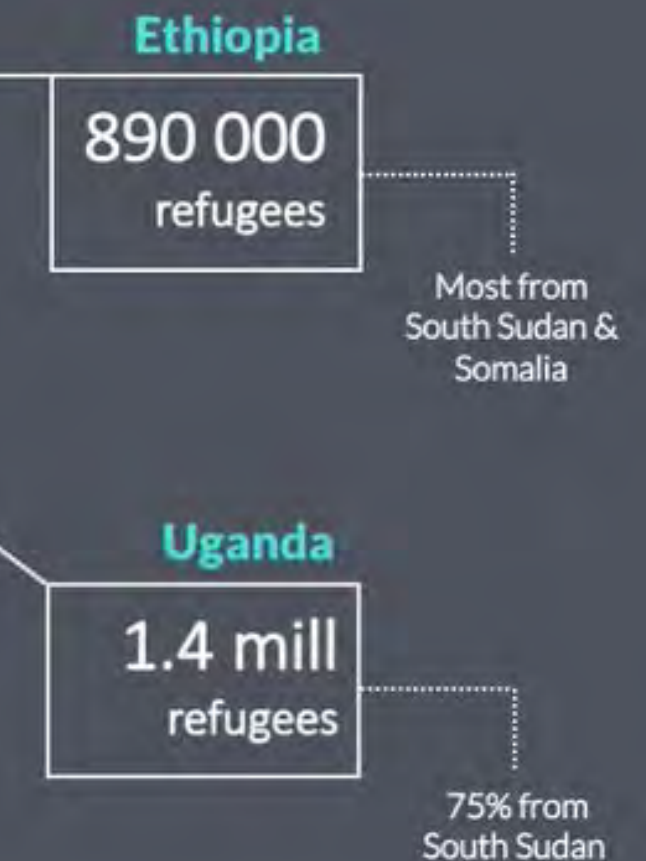
Image source: Fadel Senna / AFP / Getty Images

Migrants and refugees in Africa

Who receives most migrants?



Who receives most refugees?





Telegraph reporting:

- 700+ attempted
- 602 succeeded



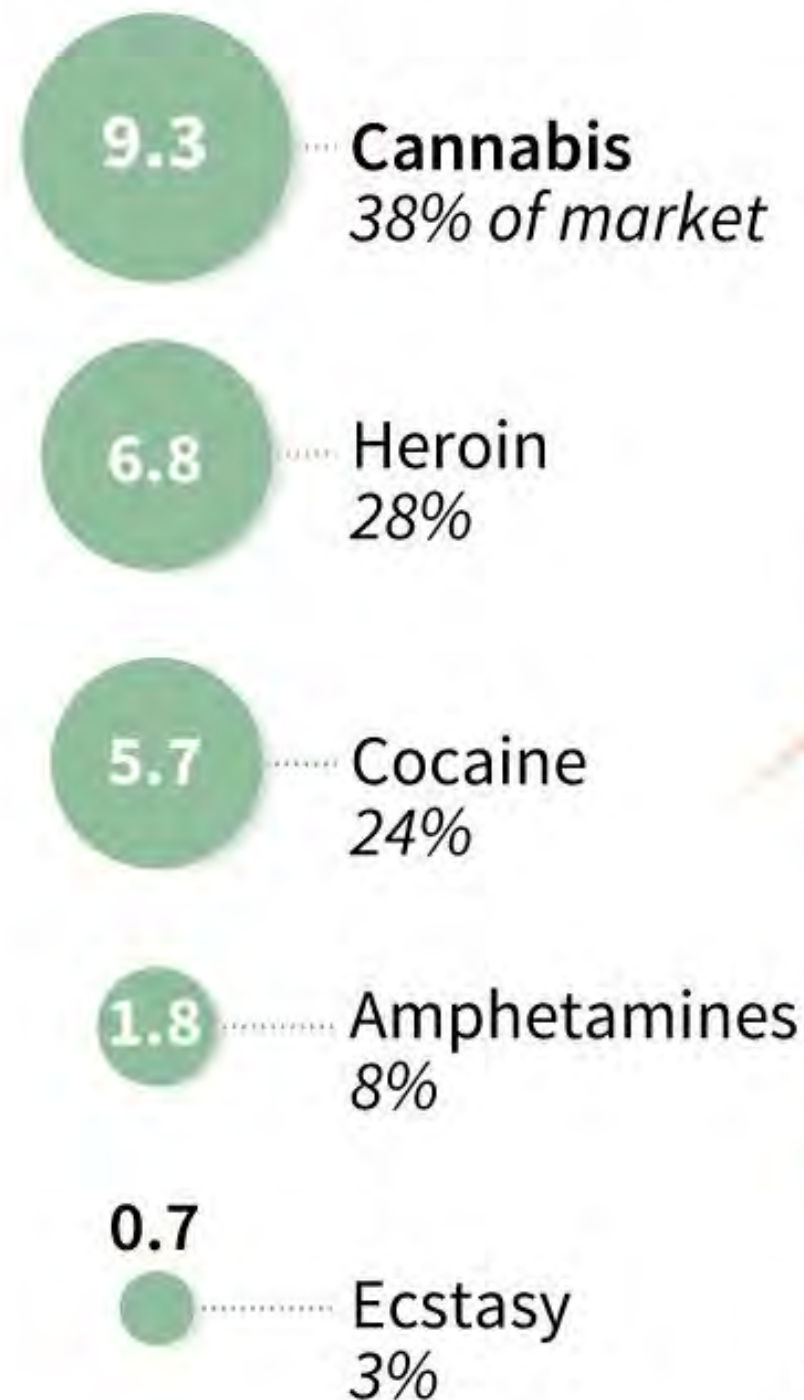
© KENZA AFSABI 2005

The illegal drugs market in the EU

Minimum estimates suggest the trade is worth 24 billion euros

- Drugs by share of the market
- Trafficking routes for cannabis resin

Value in billions of euros



EDWY PLENEL

"LES POUVOIRS SONT FATIGUÉS DE LA DÉMOCRATIE"

N° 864 DU 28 JUIN AU 4 JUILLET 2019

TELQUEL

DIRECTEUR DE LA PUBLICATION : RÉDA DALIL

www.telquel.ma

**LÉGALISATION
DU CANNABIS**

ÇA NOUS RAPPORTERAIT GROS !

La légalisation du cannabis pourrait être une opportunité économique pour le Maroc, qui est le premier producteur de cet "or vert". Dans le tourisme, les médicaments, les cosmétiques et beaucoup d'autres secteurs...

The legalization of cannabis could be an economic opportunity for Morocco as we are already the number one producer of this 'golden greenery.' The applications include - tourism, medicine, cosmetics, and many other sectors...

Telquel Issue #864
June 28 - July 4, 2019



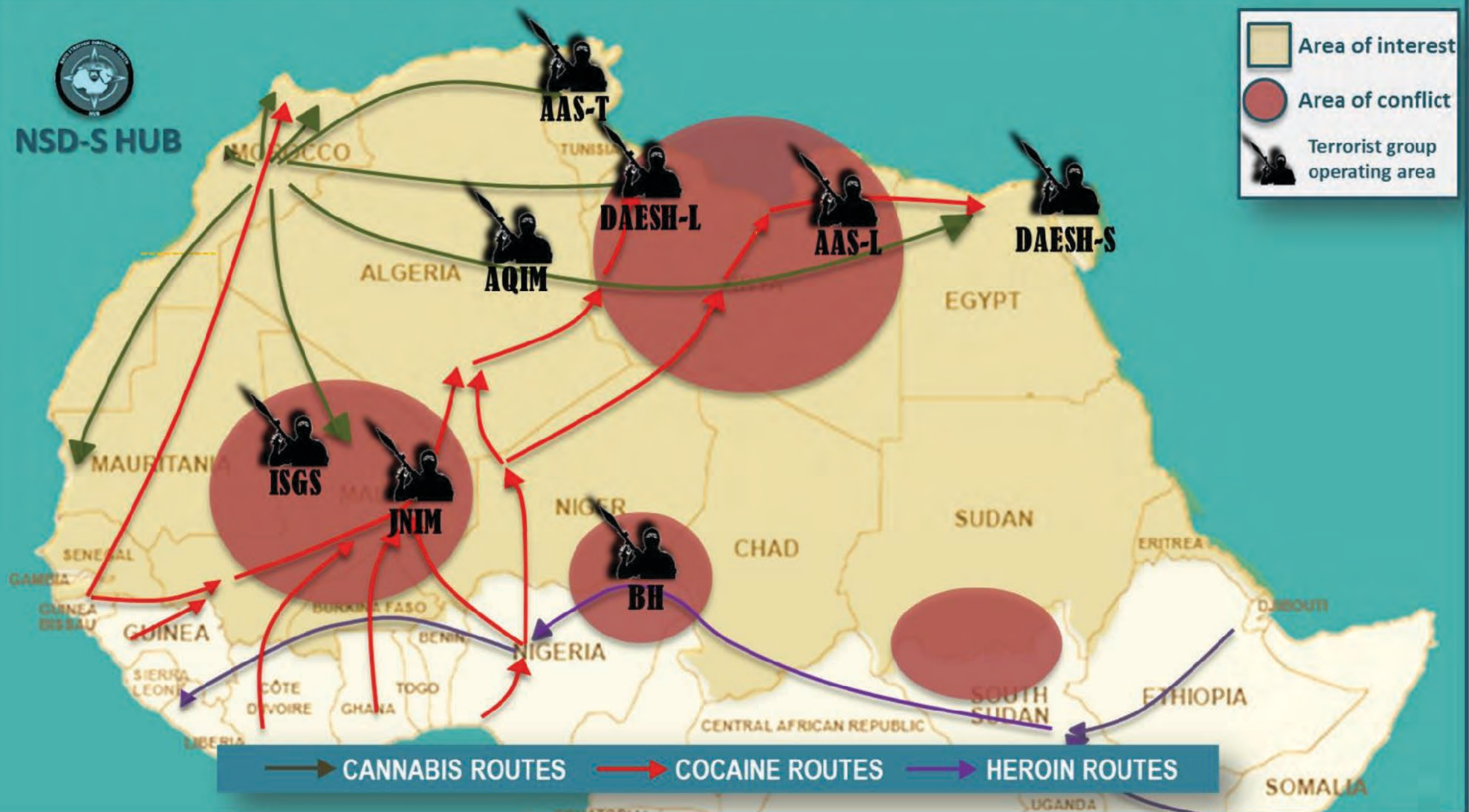
Ketama: Morocco's Hash Capital

A journey into kif country

By **CHARLES ALVERSON** 

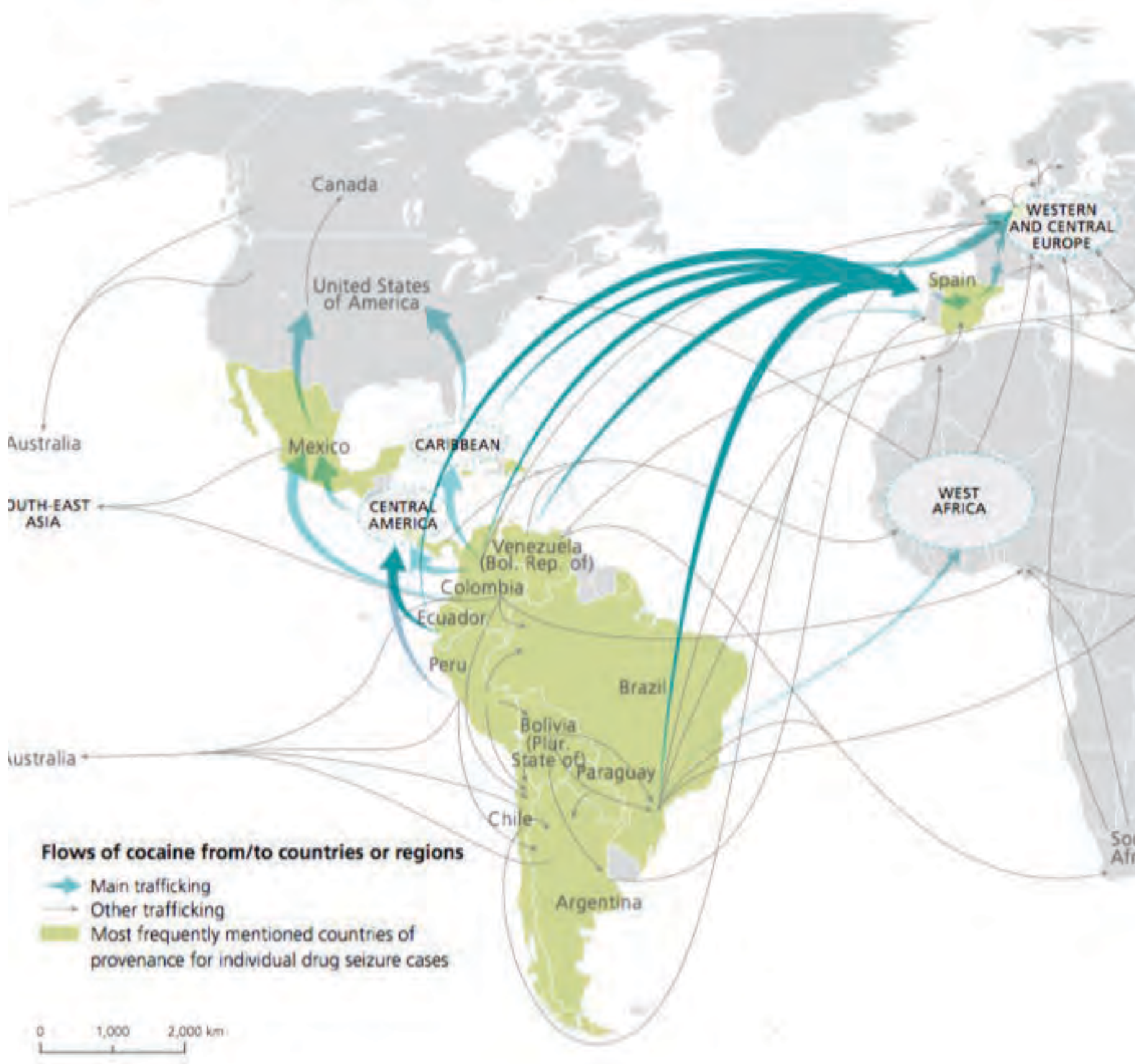


ILLICIT TRAFFICKING IN NORTH AFRICA AND SAHEL (DRUGS)



The boundaries, names and related geographic data shown on maps do not imply an endorsement or official acceptance by ACO

Main trafficking flows of cocaine



Telquel Issue #782
October 13 - October 19, 2017

Source: <https://www.businessinsider.com/maps-of-global-drug-cocaine-heroin-use-2016-6>

Noor Thermal Solar Plant





“Morocco aims at cutting down its dependency on fossil fuels and at reducing the huge charge it is making on the country’s budget... In order to achieve this goal, renewable energy in all its forms is considered as a priority in the Moroccan energy strategy, which is based on a balanced mix of energy where clean fossil fuels are combined with renewable energies as well as energy efficiency.”

Fouad Douiri,
Moroccan Minister of Energy, Mines, Water and the Environment





MOROCCO & AFRICA



Image souce: Malian President Ibrahim Boubacar Keita speaks to Moroccan King Mohammed VI upon the latter's arrival in Bamako, Mali, February 18, 2014. REUTERS/Joe Penney

“Africa is a huge continent with its vital forces, its resources and potentialities. It must take charge of itself, it is no longer a continent colonized, and this is why Africa should trust Africa.”

King Mohammed VI

Statement to Business Conference in Ivory Coast, February 2016

“Morocco is like a tree nourished by roots deep
in the soil of Africa, which breathes through
foliage rustling to the winds of Europe”

King Hassan II
The Challenge

