

# Welcome and thank you for attending the 2019 Online Teaching Conference!

Please help us improve your conference experience by...

- **Rating and reviewing our sessions and speakers within our OTC Mobile Event App after each session you attend.**

**AND**

- **Taking our online surveys at the conclusion of the conference.**

Survey links are available at:

**[onlineteachingconference.org/evaluations](https://onlineteachingconference.org/evaluations)**



JUNE 17-19, 2019 • ANAHEIM

# Video Quizzes and Surveys

As Equity Tools

<http://bit.ly/az-pdf>



POLL Q1-1

Have you used video quizzes or surveys  
in your class?

A blue speech bubble with a white outline, pointing downwards and to the left.

POLL Q1-2

Have you taught large lecture-based F2F classes?

i.e. 60 students or more

A blue speech bubble with a white outline, pointing downwards and to the left.

POLL 1

[bit.ly/otc19q1](https://bit.ly/otc19q1)

# Learning Outcomes

- name 5 benefits of using video quizzes
- integrate video quizzes with Canvas gradebook
- design surveys for student retention and curriculum development

# Presentation Plan

- Introduction
- Surveys
- Quizzes
- Equity

## Adjunct Art Instructor



- Digital Art Fundamentals
- Web Design
- Animation and Games
- 2D Design



# Teaching Experience

- Online
- Hybrid
- Face to Face



MOORPARK  
COLLEGE



# Professional Background

- IT and web development
- Film and Media production
- Multichannel Marketing
  - customer retention

**DINAIR<sup>®</sup>**  
AIRBRUSH SINCE 1981

**ebay<sup>™</sup>**

**amazon<sup>®</sup>**



**EducationalFilms.NET**  
educational film network

# Surveys – Why?

## **Education**

- Online class
- LMS and course material require learning and commitment
- New Student
- Encounters technical/personal issue
- Gets upset or frustrated
- Decides to drop the class

## **Industry**

- Dinair
- Product requires training and maintenance
- New Customer
- Encounters technical issue
- Gets upset or frustrated
- Decides to return the product
- Exit survey – saved sale

# Surveys – Why?

## Education

- Online class
- LMS and course material require learning and commitment
- New student  
Welcome email – Help Available
- Encounters technical/personal issue
- Gets upset or frustrated  
Survey – How is Your Experience?
- Expresses concerns, problem solved through communication

## Industry

- Dinair
- Product requires training and maintenance
- New Customer  
Welcome email – Help Available
- Encounters technical issue
- Gets upset or frustrated  
Survey – How is Your Experience?
- Expresses concerns, problem solved through communication

# Surveys

- Defining the goals for the surveys
- How many surveys do you need?
- Recommended questions
- Tools: Canvas, video surveys and polls

# Surveys – Defining the Goals

- Retention
- Curriculum Development
- Informative Assessment
- Evaluation

# Surveys – Online, Hybrid, F2F

## • Intro

- Assessment (Skills level, interest)
- Retention
- Curriculum Development

## • Midterm

- Teacher/course evaluation
- Retention
- Assessment
- Curriculum Development

## • Weekly

- Retention
- Curriculum Development
- Assessment

## • Activity

- Engagement
- Assessment
- Retention

## • Exit

- Teacher/course evaluation
- Retention – Institution level
- Recruitment
- Curriculum Development

# Surveys – F2F

- Intro

- Assessment (Skills level, interest)
- Retention
- Curriculum Development

- Midterm

- Teacher/course evaluation
- Retention
- Assessment
- Curriculum Development

- Weekly

- Retention
- Curriculum Development
- Assessment

- Activity

- Engagement
- Assessment
- Retention

- Exit

- Teacher/course evaluation
- Retention – Institution level
- Recruitment
- Curriculum Development

- Real - Time

- Engagement
- Assessment (Skills level, interest)
- Retention
- Curriculum Development





POLL Q2

Which survey types have you used?

[bit.ly/otc19q2](https://bit.ly/otc19q2)

A blue speech bubble with a white outline, containing the text "POLL 2".

POLL 2

[bit.ly/otc19q2](https://bit.ly/otc19q2)

# Surveys – Recommended Questions

- Intro
- Weekly
- Activity
- Midterm
- Exit
- Real-time

# Intro Surveys

- What is your major?
- What is it specifically about [ art ] that captures your imagination?
- Have you taken [ recommended prerequisite ]?
- What would you like to learn from this class?
- Are you transferring to a 4 year college and require help with building your portfolio?
- Do you have any other comments?



POLL Q3

Please share an example of  
an intro survey question

[bit.ly/otc19az](https://bit.ly/otc19az)



POLL 3

[bit.ly/otc19az](https://bit.ly/otc19az)

# Weekly Surveys – Retention

- I feel that I'm able to keep up with the class. (T/F)
- If you answered no, please explain. (Essay)
- To me, the class pace is ...
  - Too fast
  - Normal
  - Too slow
- Do you have any challenges with maintaining work-school schedule? (T/F)
- I need extra help with .... (Essay)
- I need more time on ...
  - completing the projects
  - completing the exercises
  - quizzes
  - none of the above

# Weekly Surveys – Retention/Assessment

- My challenge of the week was...
- To me, the exercises this week were
  - somewhat easy
  - somewhat difficult
  - extremely difficult
  - I'm completely lost
- If you answered a or b, please share what makes it easy for you.  
If you answered c, d, or e, please explain what makes it challenging for you and contact your instructor. (Essay)



# Weekly Surveys – Retention/Assessment

- To me, [ discussion name ] this week was ...
  - extremely easy
  - somewhat easy
  - I need more clarification and help
  - I'm completely lost
- If you answered a or b, please share what makes it easy for you.  
If you answered c or d, please explain what makes it challenging for you and contact your instructor.

# Weekly Surveys – Curriculum Development

- Did you like the [ experimental activity ]? (*multiple choice*)
  - Yes
  - No
  - I didn't participate
  - I didn't participate
  - I was confused.
- Please tell me what you liked or didn't like about [experimental activity].  
If it was confusing, please tell me why. (*essay*)

# Weekly Surveys – Curriculum Development

- I'd like to learn more about ... (*essay question*)
- My favorite activity for this week was (select all that apply):
  - exercise(s)
  - quiz
  - watching videos
  - online meeting
  - discussion
- My favorite exercise was... (select all that apply)



POLL Q4

Please share an example of  
a weekly survey question

[bit.ly/otc19az](https://bit.ly/otc19az)

A blue speech bubble with a white outline, containing the text "POLL Q4".

POLL Q4

[bit.ly/otc19az](https://bit.ly/otc19az)

# Activity Surveys – Engagement



Open question

How do you feel about this color? Please define your emotions or mental modes.

Student answers

Correct	3
Almost	1
Wrong	0

Hanfang Xiong indicated their answer to be correct  
This pale green reminds me the water, or sign of spring. I will see it a color of "hope"

Ayoung Park indicated their answer to be correct  
Smooth, soft and comfortable

Joseph Ramirez Rodriguez indicated their answer to be almost correct  
Makes me feel dizzy, probably because of color tone.

Andrew Sunada indicated their answer to be correct  
peaceful

Practice moment Required

How do you feel about this color? ...

SHOW





POLL Q5

Please share an example of  
an activity survey question

[bit.ly/otc19az](https://bit.ly/otc19az)



A blue speech bubble with a white outline, containing the text "POLL Q5".

POLL Q5

[bit.ly/otc19az](https://bit.ly/otc19az)

# Midterm Surveys

- So far, my favorite project has been ...
- My favorite activities in the class are (select all that apply)
- Does this class match your expectations and professional goals? (Explain why or why not).
- Do you have any additional comments or suggestions?
  - To me, the class pace is ...
  - I have challenges maintaining work-school schedule.
  - I need additional help with preparing my portfolio for transfer or job application.
  - I need more time to work on ... (select all that apply)
  - I need extra help with ....
  - I'd like to learn more about ...



POLL Q6

Please share an example of  
a midterm survey question

[bit.ly/otc19az](https://bit.ly/otc19az)

A blue speech bubble with a white outline, containing the text "POLL Q6".

POLL Q6

[bit.ly/otc19az](https://bit.ly/otc19az)

# Exit Surveys

- My favorite project in this class was \_\_\_\_\_ (select all that apply).
- I'd like to learn more about ... (select all that apply)
  - animation
  - web design
  - graphic design
  - digital illustration
  - other
- If you answered "other", please explain.
- My favorite activities in this class were \_\_\_\_\_ (select all that apply).
  - working on the projects
  - exercises
  - discussions
  - quizzes
  - watching videos
  - online meetings

# Exit Surveys – Curriculum Assessment

- To me, the class pace was
  - too fast
  - normal
  - too slow
- I've been having difficulty maintaining work/school schedule
- To me, this class has been \_\_\_\_\_ (select all that apply)
  - extremely difficult
  - somewhat difficult
  - somewhat easy
  - extremely easy
  - interesting
  - boring
  - challenging
  - inspiring
  - other
- If selected other, please explain.

# Exit Surveys - Curriculum Assessment

- I'm happy with my portfolio from this class.
  - yes
  - no
  - somewhat
- If you are not happy with your portfolio, please explain why.
- If I decided to take this class again, I'd like to have more ...

# Exit Surveys - Curriculum Assessment

- Overall, the class/instructor met my expectations
  - yes
  - no
  - somewhat
- If the class/instructor didn't meet your expectations, please explain why.
- Do you have any additional comments or suggestions to the instructor?



# Exit Surveys – Student Recruitment

- I'm planning to take additional classes at El Camino College next semester.
- My preferred class format is \_\_\_\_\_.
  - online
  - hybrid
  - face to face
  - online or hybrid
  - I don't have a preference
- I'd like to continue to develop some of the projects I started in this class.
- If you answered yes, please share your insights.

A blue speech bubble with a white outline, containing the text "POLL Q7".

POLL Q7

Please share an example of  
an exit survey question

[bit.ly/otc19az](https://bit.ly/otc19az)

A blue speech bubble with a white outline, containing the text "POLL Q7".

POLL Q7

[bit.ly/otc19az](https://bit.ly/otc19az)

# Real-Time Surveys and Feedback

- Do you have any questions about [ the lecture material ]?
- To me, the lecture pace is...
- [student – generated question]

# Real-Time Surveys and Feedback



# Real-Time Surveys and Feedback

## Instructors



Now instructors can measure their student's comprehension level of course presentations at any time throughout their lecture or lesson. Whether your next lecture is in the classroom or online, let our new patent-pending **Comprehension Features Package (CFP)** measure student's understanding of course materials in real-time without any prior set-up required.

## Students



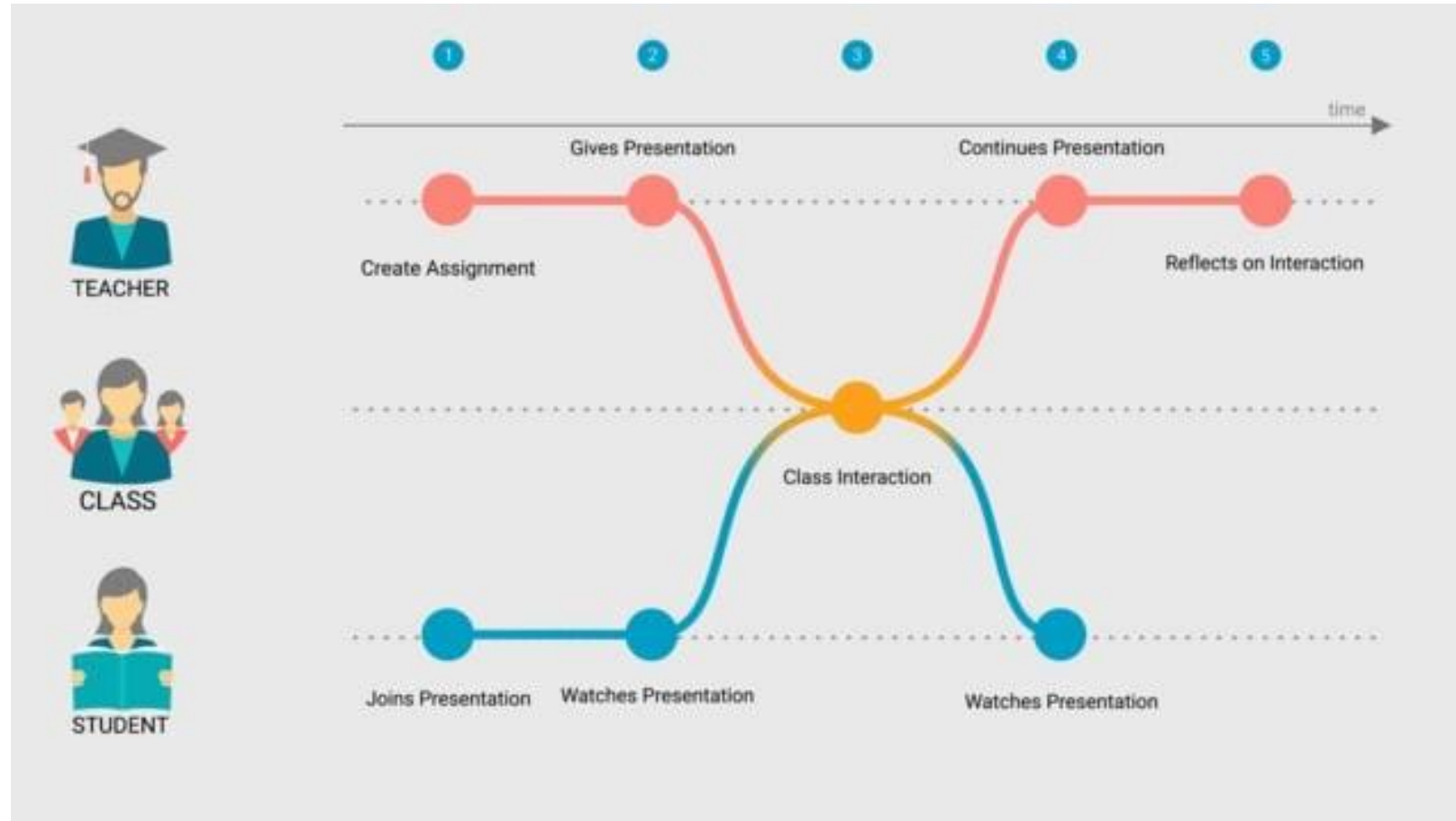
Our new interactive patent-pending **Comprehension Features Package (CFP)** allows students to participate throughout their lecture. We enable interaction and engagement through our robust adaptive learning features, so students can weigh in on course topics instantaneously and continuously without instructors ever having to upload questions or materials for polling.



# Real-Time Surveys and Feedback



# Real-Time Surveys and Feedback





# What do the learners want?

- *FeedbackFruits was born as a student's idea. What were the initial most important feature or features that the founder wanted to launch? i.e. from the student perspective, what is the most interesting and helpful?*
- Ewoud and Siem, the two co founders, started FeedbackFruits with the idea that feedback in higher education is of the utmost importance. So the first thing they built in co-creation with the Technical University in Delft was an app which allowed students to provide feedback during a lecture to the teacher. This very simple idea provided the possibility for students to explain if the lecture was going too quick, too slow or if the teacher should explain the topic a little bit more elaborately. Currently the greatest added value that comes from our consortium are the Peer Learning tooling; Group Member Evaluation and Peer Review.
- *Also, could you share a brief history and background of the founder? In what class was the idea born? How?*  
The idea was founded when Ewoud was doing his masters in econometrics and wanted to change how feedback was provided in universities. There was no class associated to it, completely separate from his course. They just went up to the strategic level of the university and explained their plan, that is when the university funded the company and FeedbackFruits was born.
- *What are the current vision and goals?*  
Please visit this link for a more broader explanation: <https://edtechexplained.com/home/2019/3/29/feedbackfruits-seeking-evolution-not-revolution>



POLL Q8

Please share an example of  
a real-time survey question

[bit.ly/otc19az](https://bit.ly/otc19az)

A blue speech bubble with a white outline, containing the text "POLL Q8".

POLL Q8

[bit.ly/otc19az](https://bit.ly/otc19az)

# Survey Tools

- Canvas
- YouTube
- YouBThere
- Feedback Fruits
- Other Video Quizzes tools



- Announcements
- Modules
- Grades
- Syllabus
- Course Schedule
- Weekly Meeting
- ECC Library
- Ask A Librarian
- Assignments
- Discussions
- People
- Outcomes
- Pages
- Files
- Quizzes**
- Conferences
- Collaborations
- NameCoach
- Edpuzzle
- Settings

Details Questions **Mastery Paths**

Week 1 Survey

Quiz Instructions:

**B** *I* U A A *I*<sub>x</sub> 12pt Paragraph

HTML Editor

0 words

Quiz Type

Graded Survey

Assignment Group

Discussions and Participation

Score

1.0

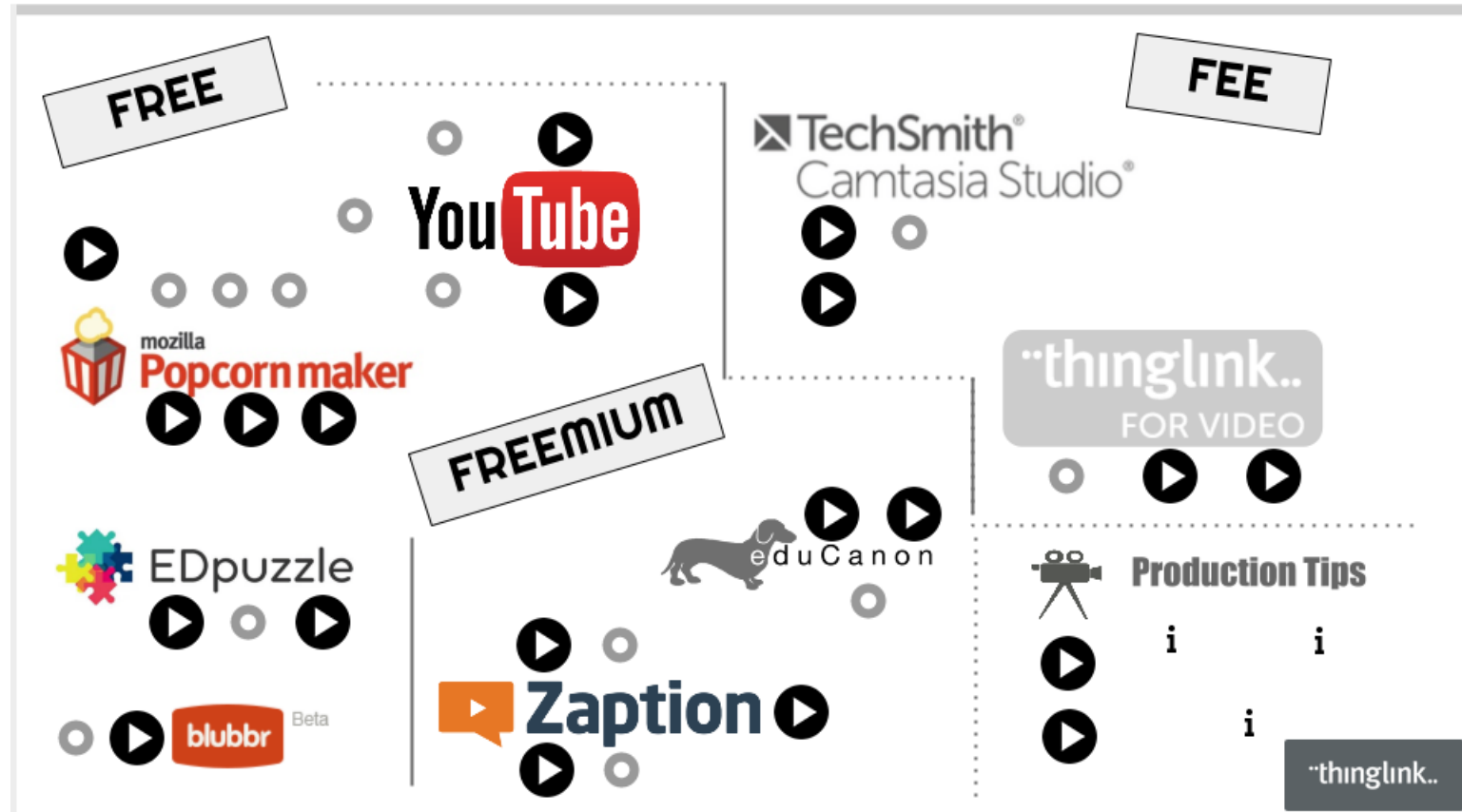
pts

students will automatically receive full credit once they take the survey

Link to other content in the course. Click any page to insert a link to that page.


- > Pages
- > Assignments
- > Quizzes
- > Announcements
- > Discussions
- > Modules
- > Course Navigation

# Interactive Videos: Tips, Tools, Examples



<https://www.thinglink.com/scene/577281178323648513>

[New look coming soon... Get a sneak peek here.](#)



## PRICING

STUDIO

## CREATIVE SOLUTIONS

## BLOG

## CONTACT

LOG IN

[REQUEST TRIAL](#)

## active

The smartest way to create shoppable and interactive videos.



**BOOK A DEMO**



# Video Quizzes

- tools for video quizzes: EdPuzzle, Playposit, Panopto, Kaltura
- integrate with Canvas grade book
- video quizzes as formative assessment
- can be used with Mastery Path and adaptive learning



# Ungraded Quizzes


- Emphasize the learning points
- Pre-test for graded quizzes



Assignment Instructions

# Ungraded Quizzes

- Emphasize the learning points
- Pre-test for graded quizzes



Assignment Instructions



Discussion Post

# Ungraded Quizzes

- Emphasize the learning points
- Pre-test for graded quizzes



Assignment Instructions



Graded Quiz

# Ungraded Quizzes


- Emphasize the learning points
- Pre-test for graded quizzes




Graded Quiz

# Ungraded Quizzes

- Emphasize the learning points
- Pre-test for graded quizzes



Graded Quiz



Ex 7-1 Gradient Mesh

The image shows a web browser window displaying a video player. The video player is titled "Ex 7-1 Gradient Mesh" and shows a blue water droplet with a rainbow gradient mesh applied to it. The video player interface includes a progress bar and a volume icon. The browser window shows a sidebar with navigation links and a top bar with a search icon and a "Share" button.



edpuzzle







eduCanon

interactive video. unleashed.




Direct Integration	✓	✓
Direct Integration Cost	FREE	\$ Institution License Required
CC	YouTube	Direct Upload
Quiz Features	Limited	Robust
Other		Hotspots Discovery-based learning Student-taking notes in videos












1 of 1 +

**B** *I* U  $x^2$   $x_2$     $f_x$  


You can drag the color into a \_\_\_\_\_









**B** *I* U  $x^2$   $x_2$     $f_x$

mesh point

 Feedback



**B** *I* U  $x^2$   $x_2$     $f_x$

Mesh patch

The logo for eduCanon, featuring a grey silhouette of a dachshund dog above the word "eduCanon" in a green, lowercase, sans-serif font. Below the word is the tagline "interactive video. unleashed." in a smaller, grey, lowercase, sans-serif font.

1

Interaction


2


Placement  
Sidebar


3


Timing  
00:56


#### Questions


 MULTIPLE CHOICE

 CHECK ALL


 FREE RESPONSE


 FILL IN THE BLANK

 POLL


 DISCUSSION


#### Annotations

 PAUSE


 EMBEDDED

#### Templates

 CHECK FOR UNDERSTANDING

 LEARNING OBJECTIVES

More options below



#### Playback Options



- ☒ Allow learners to rewind after an interaction appears
  - ☒ Apply this option to all existing interactions
- ☒ Allow learners to skip interactions
  - ☒ Apply this option to all existing interactions
- ☒ Allow viewers to fast forward
- ☒ Allow learners to retake the bulb upon completion
  - ☒ Apply this option to all existing interactions
- ☒ Allow learners to see answer highlighting and feedback
  - ☒ Apply this option to all existing interactions



#### Privacy





+

GRADEBOOK



edpuzzle



eduCanon  
interactive video. unleashed.



Panopto™




**KALTURA**



+  
GRADEBOOK



edpuzzle



eduCanon  
interactive video. unleashed.





















Panopto™



***KALTURA***



<div>Canvas</div> 	 <div>edpuzzle</div>	 <div>eduCanon</div> <div>interactive video. unleashed.</div>	 <div>Panopto™</div>	 <div>KALTURA</div>
Gradebook	 In Development		 One Column	
Assignment Weights				
Mastery Paths		 Embed -> Quiz Direct Integration?		
CC	 YouTube		 Searchable	

# Video Quizzes – How to add EdPuzzle

The screenshot shows a web browser window with two tabs. The active tab is titled "OTC - Video Quizzes on Vimeo" and shows a Vimeo video player. The second tab is titled "Course Details: 2019/SP ART-141" and shows the Canvas LMS interface. The URL in the address bar is <https://elcamino.instructure.com/courses/7596/settings/app/204b2c95-09a5-4877-9f81-dbea4085a55f>. The page title is "ART-141-4508 > Settings". The left sidebar contains a navigation menu with items like Home, Announcements, Modules, Grades, Syllabus, Course Schedule, Weekly Meeting, ECC Library, Ask A Librarian, Assignments, Discussions, People, Outcomes, and Pages. The main content area is titled "External Apps" and features a section for "Edpuzzle". The Edpuzzle section includes a description: "Make any video your lesson. Easily create beautiful interactive video lessons with Edpuzzle and get data on who watched the video, how many questions they answered correctly and more! Upload your own video or find one on our amazing channels like Khan Academy, YouTube, TEDEd, National Geographic or Crash Course. Then embed your own questions and comments, or add audio notes or voiceover to personalize it for your students. You'll get student progress reports in real time, making your teaching life so much easier. Start flipping your classroom today with Edpuzzle!" There is a blue button labeled "+ Add App" and a link to "Back to App Center". On the right side of the page, there is a "Share to Commons" section with a list of actions: Student View, Course Statistics, Course Calendar, Conclude this Course, Import Course Content, Export Course Content, Reset Course Content, and Validate Links in Content. Below this is a "Current Users" section showing "Students: 19" and "Teachers: 1". At the bottom of the page, there is a video player for "OTC - Video Quizzes" with a duration of "13 seconds ago" and a "NOT YET RATED" status. A note on the right says "This column is only visible to you" and a link "View Stats" is provided.

OTC - Video Quizzes on Vimeo

https://vimeo.com/342659822/40ef816c7a

Search videos, people, and more

Upload

Course Details: 2019/SP ART-141

https://elcamino.instructure.com/courses/7596/settings/app/204b2c95-09a5-4877-9f81-dbea4085a55f

ART-141-4508 > Settings

Spring Semester 2019

Home

Announcements

Modules

Grades

Syllabus

Course Schedule

Weekly Meeting

ECC Library

Ask A Librarian

Assignments

Discussions

People

Outcomes

Pages

External Apps

View App Configurations

View App Center

Apps are an easy way to add new features to Canvas. They can be added to individual courses, or to all courses in an account. Once configured, you can link to them through course modules and create assignments for assessment tools.

See some LTI tools that work great with Canvas.

Edpuzzle

Make any video your lesson

Easily create beautiful interactive video lessons with Edpuzzle and get data on who watched the video, how many questions they answered correctly and more!

Upload your own video or find one on our amazing channels like Khan Academy, YouTube, TEDEd, National Geographic or Crash Course.

Then embed your own questions and comments, or add audio notes or voiceover to personalize it for your students.

You'll get student progress reports in real time, making your teaching life so much easier. Start flipping your classroom today with Edpuzzle!

+ Add App

Back to App Center

Share to Commons

Student View

Course Statistics

Course Calendar

Conclude this Course

Import Course Content

Export Course Content

Reset Course Content

Validate Links in Content

Current Users

Students: 19

Teachers: 1

OTC - Video Quizzes

NOT YET RATED

13 seconds ago | More

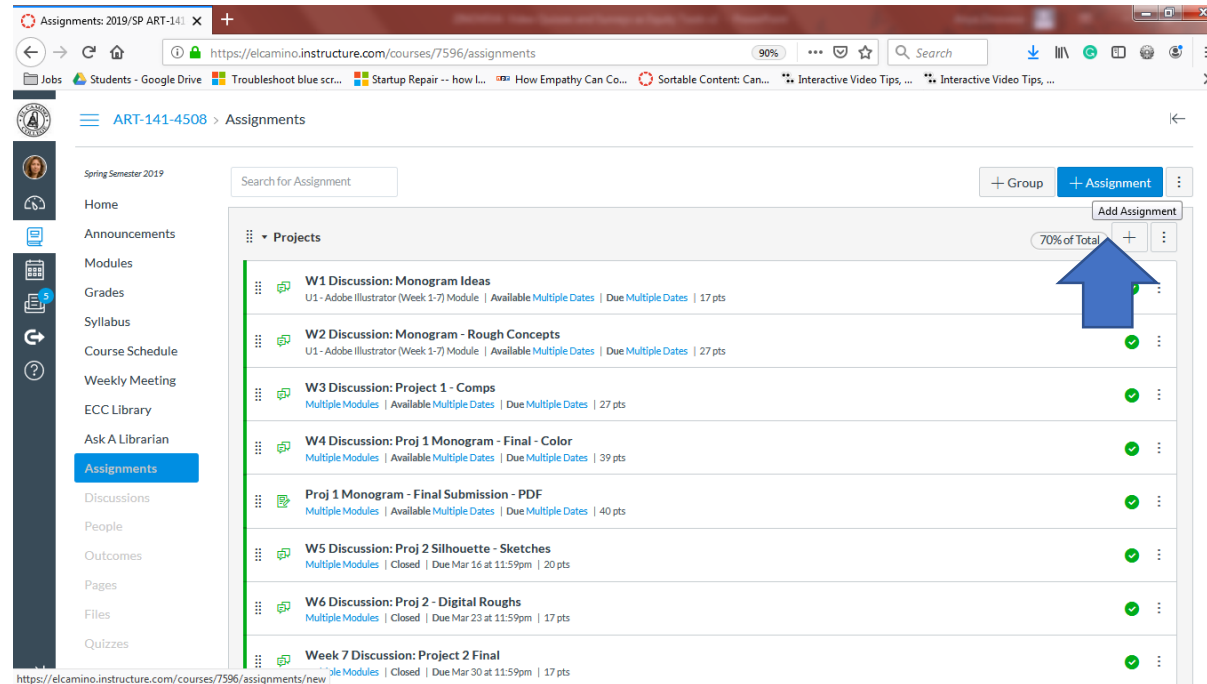
This column is only visible to you

See all video stats

View Stats

<https://vimeo.com/342946584/1a9993f0a4>

# Video Quizzes – How to Add Assignment



<https://support.edpuzzle.com/hc/en-us/articles/360025042091-How-do-I-connect-Edpuzzle-to-Canvas->

# Video Quizzes – How to Add Assignment

The screenshot shows the 'Edit Assignment' page in the Canvas LMS interface. The browser address bar indicates the URL: <https://elcamino.instructure.com/courses/7596/assignments/155791/edit?name=EdPuzzle+di>. The left sidebar contains navigation links: Files, Quizzes, Conferences, Collaborations, NameCoach, Edpuzzle, and Settings. The main content area includes the following fields:

- Points:** A text input field containing the value '6'.
- Assignment Group:** A dropdown menu currently set to 'Projects'.
- Display Grade as:** A dropdown menu currently set to 'Points'.
- Do not count this assignment towards the final grade:** An unchecked checkbox.
- Submission Type:** A dropdown menu set to 'External Tool'.
- External Tool Options:**
  - Enter or find an External Tool URL:** A text input field containing <https://edpuzzle.com/lti/assignments/5>, followed by a 'Find' button.
  - Load This Tool In A New Tab:** An unchecked checkbox.
- Assign to:** A dropdown menu set to 'Everyone'.
- Due:** A date and time selection field.

<https://support.edpuzzle.com/hc/en-us/articles/360025042091-How-do-I-connect-Edpuzzle-to-Canvas->



# Video Quizzes – Student View

The screenshot displays the EdPuzzle student interface within a web browser. The browser's address bar shows the URL: [https://elcamino.instructure.com/courses/7596/assignments/155791?module\\_item\\_id=34498](https://elcamino.instructure.com/courses/7596/assignments/155791?module_item_id=34498). The page title is "EdPuzzle demo - Ex 7-1".

On the left, a dark sidebar contains navigation links: Account, Dashboard, Courses, Calendar, Inbox, and Help. The main content area is titled "EdPuzzle demo - Ex 7-1" and features the EdPuzzle logo. Below the logo, the assignment is identified as "ART 141 EX7-1 Gradient Mesh" by "Anya Zinoveva". A video player is embedded, showing a blue sphere with a play button. The video controls at the bottom indicate a duration of 03:40.

On the right side of the interface, a "To do" section lists a task: "00:56 Multiple-choice". At the bottom of the page, a purple banner contains the text: "You are currently logged into Student View". To the right of this text, a note states: "Resetting the test student will clear all history for this student, allowing you to view the course as a brand new student." Two buttons, "Reset Student" and "Leave Student View", are located on the far right of the banner.

# Video Quizzes – Student View

The screenshot displays the EdPuzzle student interface within a web browser. The browser's address bar shows the URL: [https://elcamino.instructure.com/courses/7596/assignments/155791?module\\_item\\_id=34498](https://elcamino.instructure.com/courses/7596/assignments/155791?module_item_id=34498). The page title is "EdPuzzle demo - Ex 7-1".

On the left, a sidebar contains navigation links: Account, Dashboard, Courses (highlighted), Calendar, Inbox, and Help. The main content area is titled "EdPuzzle demo - Ex 7-1" and features the EdPuzzle logo. Below the logo, a video player is shown with a progress bar at 90%. A "MULTIPLE CHOICE QUESTION" is displayed, asking: "You can drag the color into a \_\_\_\_\_". The options are:

- ☐ Mesh patch
- ☐ Both
- ☐ mesh point

At the bottom of the question area are buttons for "Rewatch", "Skip", and "Submit". To the right of the video player, a "To do" section shows a timer at "00:56" and a list item "Multiple-choice".

At the bottom of the interface, a purple bar contains the text: "You are currently logged into Student View". To the right of this text is a note: "Resetting the test student will clear all history for this student, allowing you to view the course as a brand new student." Further right are two buttons: "Reset Student" and "Leave Student View".

# Video Quizzes – How to Enable Mastery Paths

The screenshot displays the El Camino Instructure LMS interface. The browser address bar shows the URL <https://elcamino.instructure.com/courses/7596/modules>. The left sidebar contains navigation icons for Home, Profile, Calendar, and a search icon. The main content area lists course modules, including 'W6 addons', 'Week 7: 3D Design using Adobe Illustrator', and 'Intro to Week 7'. The 'EdPuzzle demo - Ex 7-1' item is highlighted, showing a score of 6 pts. A context menu is open over this item, displaying options: 'Increase indent', 'Edit', 'Move to...', 'Mastery Paths' (highlighted in blue), and 'Share to Commons'. A tooltip below the menu reads 'Edit Mastery Paths for EdPuzzle demo - Ex 7-1'. The bottom of the page shows the URL [https://elcamino.instructure.com/courses/7596/modules/items/344986/edit\\_mastery\\_paths?return\\_to=/courses/7596/modules](https://elcamino.instructure.com/courses/7596/modules/items/344986/edit_mastery_paths?return_to=/courses/7596/modules).

# Video Quizzes – why?

- Informative assessment
- Engagement
- Formative assessment
- Promote equity
- Make learning easy and active

# Equity

Different learners:

- Cultures
- Personalities
- Physical capacities
- Mental capacities

They all deserve the best chance to succeed; we need to adapt to their needs.

This is called "Equity".

# Example of EdPuzzle with Mastery Paths



<https://onlinenetworkofeducators.org/2018/08/16/equitable-online-course-design-canvas-mastery-paths-and-edpuzzle/>

# List of Technical tools

- EdPuzzle.com

How to connect EdPuzzle to Canvas:

<https://support.edpuzzle.com/hc/en-us/articles/360025042091-How-do-I-connect-Edpuzzle-to-Canvas->

- PlayPosit.com
- Panopto.com
- FeedbackFruits.com

# LinkedIn – Let's Talk

[Anya Zinoveva LinkedIn profile](#)