

PayMe

Advancing The Art Of
Getting Paid

Miles Austin



Please Read

©2015 All Rights Reserved – Miles Austin

No part of this publication may be, including but not limited to, reproduced, in any form or medium, stored in a data retrieval system or transmitted by or through any means, without prior written permission from the publisher.

The information contained herein has been obtained from sources believed to be reliable at the time of publication. The opinions expressed herein are subject to change without notice.

The publisher disclaims all warranties as to the accuracy, completeness, or adequacy of such information.

The publisher assumes no liability for errors, omissions, or inadequacies in the information contained herein or from the interpretations thereof. The publisher specifically disclaims any liability from the use or application of the information contained herein or from the interpretations thereof.

Table of Contents

Please Read.....	2
Introduction	4
What is PayPal.me.....	4
How Does PayPal.me work?	6
Your Unique Link.....	10
How to Make Money With PayPal.me?	12
<i>Solo Product Creation</i>	14
<i>Crowd Funding</i>	16
How To Get Paid From Friends, Family or Colleagues.....	18
Events	19
Seminars	20
Live Streaming and Videos	20
Conclusion	21
Bonus Information	22



Introduction

PayPal is a service that everyone who has been online for any amount of time knows about. If for some reason you don't know what PayPal is, or you have not signed up for an account, then you should know that it is service that allows people to make transactions online securely. With PayPal you can not only buy certain products, but you can use PayPal as a gateway, to offer your own products and get paid instantly. Since PayPal has been around for such a long time, it is trusted and it puts users at ease, knowing that a professional service is over their money distribution. Another thing that people can do is send money to other users of PayPal.

What is PayPal.me

That is what we will focus on in this exclusive report. Sending money through PayPal. Now we will not be using the original PayPal website. What we will be using is a new platform, just introduced by PayPal called PayPal.me. This new platform is modern and easier way to get people to pay you or send you money that you are owed.

PayPal acquired a mobile payment app called Venmo. It has been a popular option with people that use smartphone devices. Venmo is an app that allows

users to request and send money with the tap of a few buttons. This makes it an easier way to send money, instead of having to log on to PayPal.com and taking time to fill out a form, which can be a hindrance to people paying you back faster.

What PayPal.me was created to do was integrate the Venmo app into the PayPal.com platform. This becomes an easier way to request your money from someone or simply use a specific link, to send money to people that you owe. It's free to sign up with PayPal.me and after that you can create your own unique link. Once you get your own personalized link, you can email it, text it, tweet it or post it where ever you want online. When the person gets the link, they can pay right there on the spot, making it much more faster to get paid instantly.


By now you should be getting some ideas as to how you might be able to use this new service to your advantage and make things easier for your customers as well. That is what we will be focusing on in this exclusive report. Since this unique link goes back to your PayPal.com account, you can have people paying you through your link directly. This makes spreading out your link online to potential customer more profitable.


PayPal.me allows users to send the request themselves directly from their own email or phone number. Since most people are in constant proximity to their smart devices at any given time, this makes getting paid, so much easier. Now you can collect money instantly.

Being online as a product creator or even an affiliate, you have to sometimes wait for the payment processor that you are using to pay you. This can be a Net15 or Net30, which means that even if you make a sale that day, you still have to wait 2 weeks or longer to get paid. Instant payments are always nice if they are available and have no impact or cost to your customer to use..

How Does PayPal.me work?

All you have to do is sign up for a PayPal.com account which is free if you don't already have one. When you get to PayPal.com, select **Personal Account** even if you have a product to sell. Then click **Continue** and finish filling out the form and you will be set up and ready to go, to use the PayPal.me service.

[Log In](#)



See for yourself why 169 million people love PayPal

Sign up for free.

Choose from 2 types of accounts:

☒ **Personal Account**


Shop, receive money, or just pay someone back for lunch. All without sharing your payment info.

☐ **Business Account**

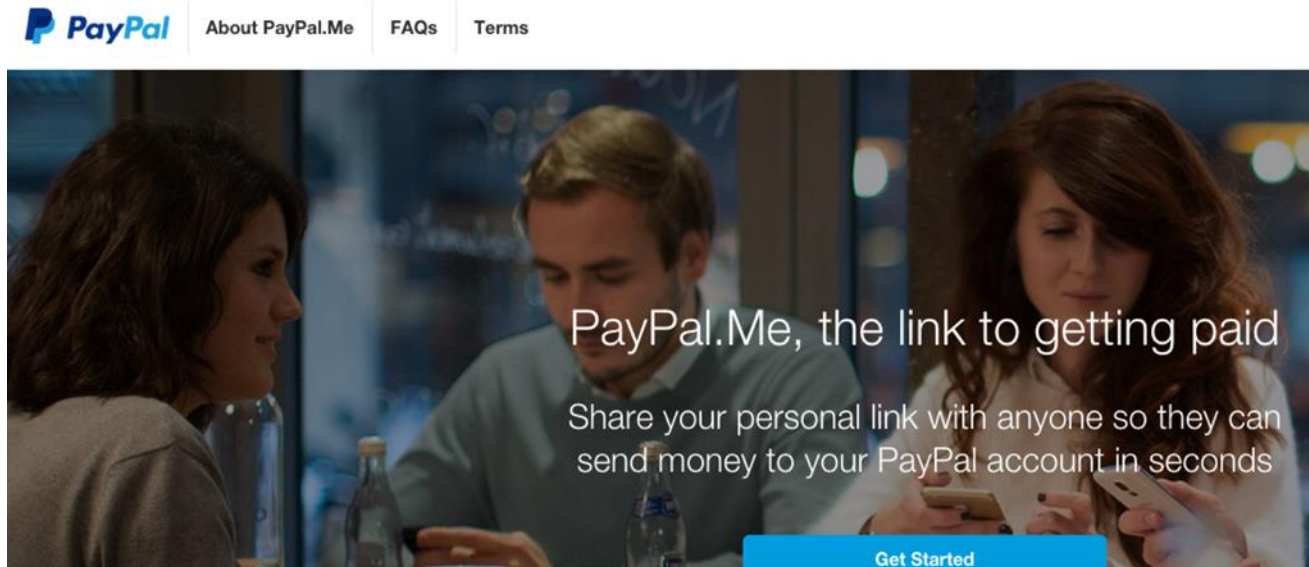
Accept all major credit cards online or at the register. Send secure invoices to your customers.

[Continue](#)

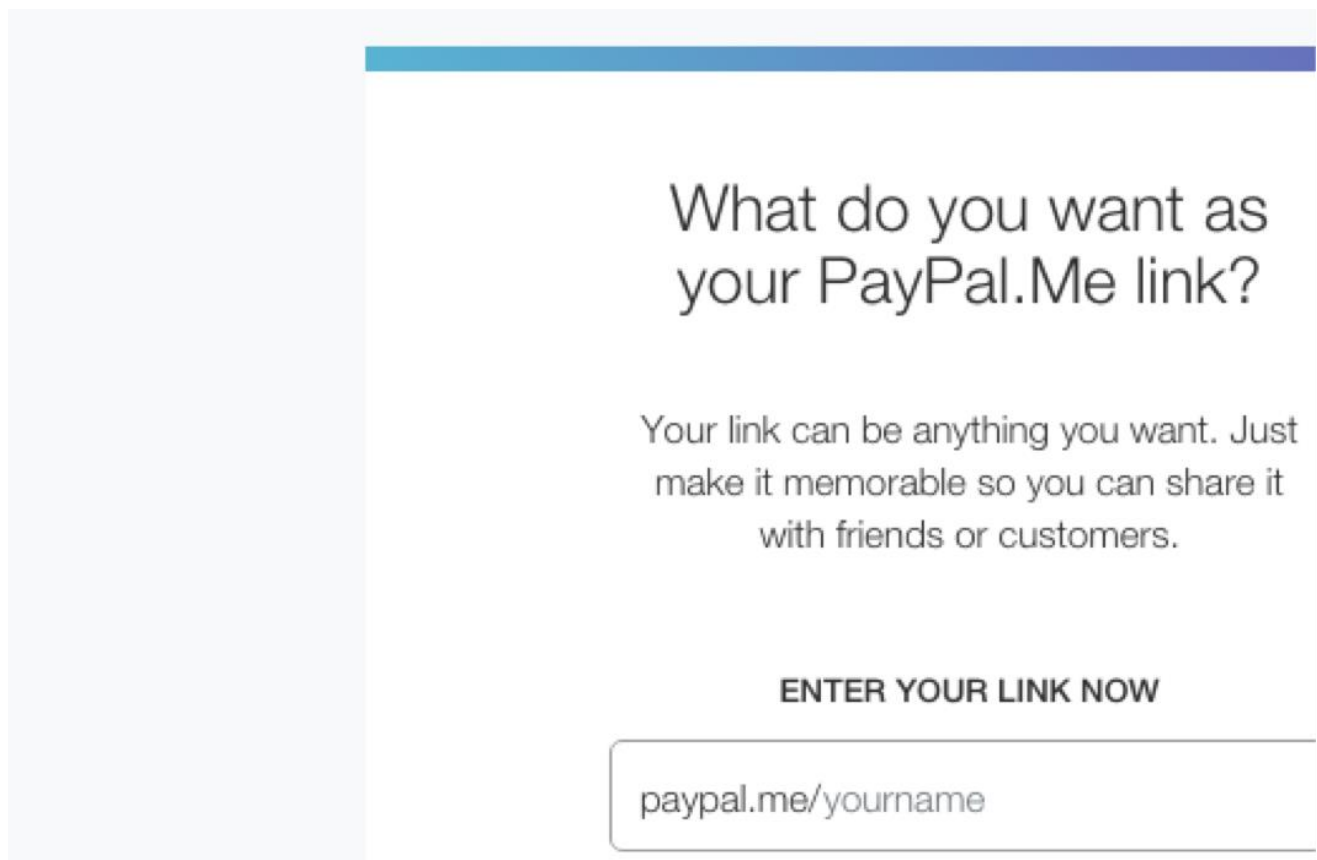
© 2015 PayPal [Privacy](#) [Legal](#) [Contact](#) [Feedback](#)



Now that you are set up with your PayPal.com Personal Account then go to [PayPal.me](https://www.paypal.me). Once there, you click on **Get Started**.

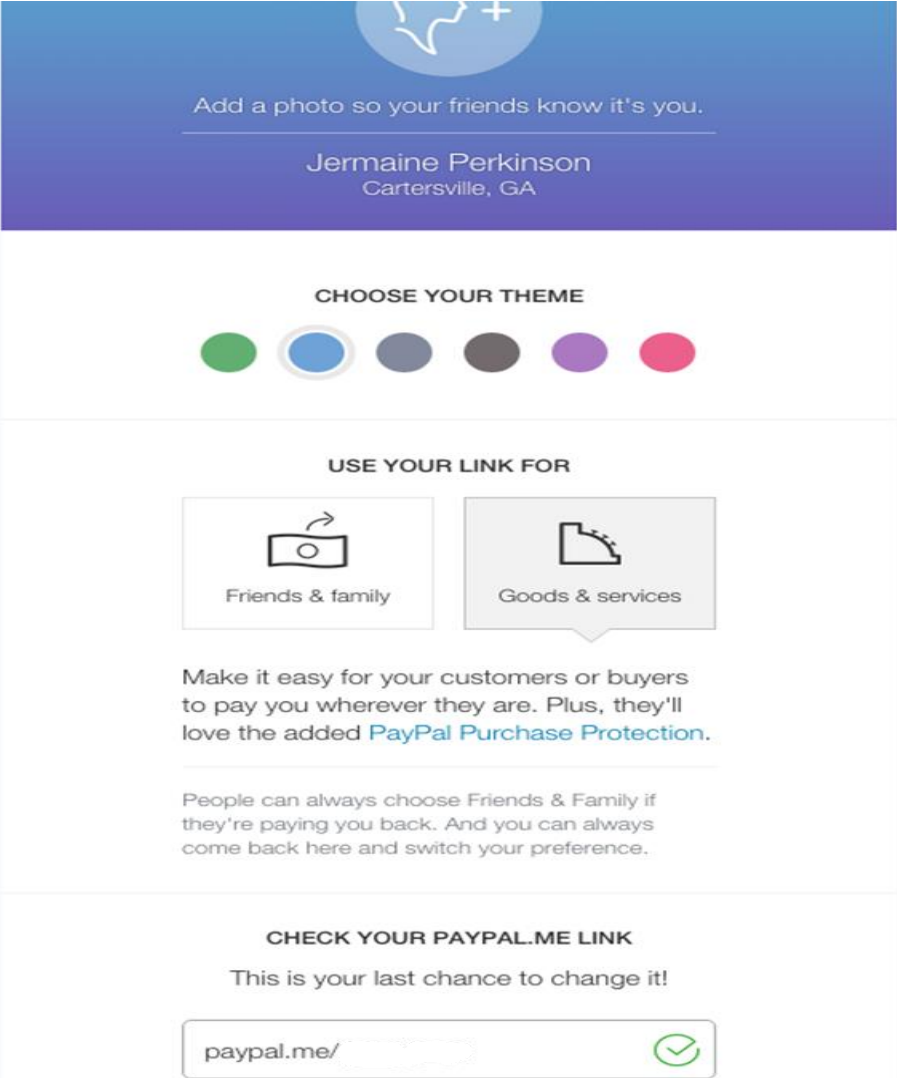


You will be directed to a page like the screenshot below. All you have to do is make your own personalized unique link. After that, you will put in your PayPal.com account information to link your unique PayPal.me link with your PayPal Personal Account. When you make your link, you have to choose one that is personalized to you or it may already be taken. If that is the case, just make it something else that will help you remember what the link is for.

A screenshot of the PayPal.Me link creation interface. The page has a light blue header bar. The main content area is white. The text "What do you want as your PayPal.Me link?" is centered in a large, dark grey font. Below it, in a smaller dark grey font, is the text "Your link can be anything you want. Just make it memorable so you can share it with friends or customers." Further down, the text "ENTER YOUR LINK NOW" is centered in a bold, dark grey font. At the bottom, there is a rounded rectangular input field with a thin grey border. Inside the field, the text "paypal.me/yourname" is displayed in a dark grey font.

IMPORTANT: Choose what your link will be wisely. Once you decide and submit it **cannot** be changed. I recommend using your name or some variation instead of your company because company names change, even if you are the owner.

Once you fill out your PayPal.com information on the next page, you will be directed to the page below. On this page you can upload your picture, so that people know that the payment request is coming from you. If you are sending money, click **Friends or Family**. For us however, we want to click on **Goods & services**. This will allow us to get paid instantly through our link. If for some reason you want to change your link, you can do so on this page, as this will be the last time you can change it.



The screenshot shows the PayPal.me setup interface. At the top, there's a blue header with a circular profile picture placeholder and a plus sign. Below this, the text "Add a photo so your friends know it's you." is displayed. The user's name, "Jermaine Perkinson", and location, "Cartersville, GA", are shown. A section titled "CHOOSE YOUR THEME" features six colored circles: green, blue (selected), grey, black, purple, and pink. Below this, the "USE YOUR LINK FOR" section has two options: "Friends & family" (with a money icon) and "Goods & services" (with a storefront icon). The "Goods & services" option is highlighted with a speech bubble. Text below explains that this choice makes it easy for customers to pay and mentions "PayPal Purchase Protection". A note states that users can always switch their preference. The "CHECK YOUR PAYPAL.ME LINK" section shows the link "paypal.me/" followed by a blurred name and a green checkmark icon.

Add a photo so your friends know it's you.

Jermaine Perkinson
Cartersville, GA

CHOOSE YOUR THEME

USE YOUR LINK FOR

Friends & family

Goods & services

Make it easy for your customers or buyers to pay you wherever they are. Plus, they'll love the added [PayPal Purchase Protection](#).

People can always choose Friends & Family if they're paying you back. And you can always come back here and switch your preference.

CHECK YOUR PAYPAL.ME LINK

This is your last chance to change it!

paypal.me/ [blurred name] ✓

Once your link is set and ready to go, you can now share your very own PayPal.Me link (paypal.me/YourName) with the world. It is this link that you will give to your customers and they can send you money for any service or product that you have for sale. I will share a few of my thoughts and ideas for you to consider for how you can use this new capability in your business. I have included ideas for both consumer and business focused activities.

What makes this better than the old way to send money through PayPal.com is that your customers don't have to know your email address or mobile phone number, or even have the PayPal app to send you money. Now all they have to do is click or tap on your link, go to your PayPal.Me, type in the amount, and send the money.

If you have your own business, then you also have the option to set up a PayPal.Me/YourBusiness and get paid quickly for the goods or services you sell. With the business account however, you can only choose the **Goods & services** payments option. You don't have to do that however, for what we are doing, we just want a way to get your customers to purchase through your link, and you will get paid instantly. So for now, you will choose the personal PayPal.me option.

Your Unique Link

When it comes to your link, you can have it for long as you want, and it will never expire. You do want to be choose your personalized link carefully, as you can't change it once you have created it. You can turn your link on and off whenever you choose to do so.

Make sure not to use anything offensive or derogatory, or else your account can

be suspended, so keep it clean and use something that reflects the purpose of what you are using your link for.

Another thing you need to be aware of is that you only get one active link per PayPal.com account. You can however make this link active or non-active whenever you want.

You don't need a bank account to use this service, but you'll need to link your bank account or debit/ credit card in your PayPal.com Personal Account, to send money or withdraw the money you receive. If you have your bank account linked to PayPal account, then you can transfer the funds instantly to your bank.

Since the money goes straight to your PayPal account, you can log on to find out what your balance is. This will be the same as any other PayPal transaction. You can also log on to your PayPal.me account to check your balance.

When you set up your PayPal.Me link as a “**Friends & Family**,” it's free for you to receive money from people in your same country. If you choose the **Goods and Services** option there is a standard PayPal fee of (2.9% + \$0.30)

If the person paying you back with the “**Friends and Family**” option, then chooses PayPal **Purchase Protection**, the payment then becomes a “**Goods**



and Services” payment and you'll have to pay the standard PayPal fee.

How to Make Money With PayPal.me?

Ok, now that we understand what PayPal.me is and how it operates, Let's explore some ideas for how we can actually go about making some money with this new platform. What we want to do is, use the latest IM strategies to utilize this service to our advantage.

Product Creation and Upsell

If you are a product creator that you can do with your product with a special or



your customers a discount, will go a long way to building up trust, in you and your brand. Customers love knowing they are getting something at a lower price. All you have to do is let them know the regular price of your product and then reduce the cost. Let them know that if they order through your unique link only, they will get a discount for your product.

and have a product, one thing PayPal.me link, is pitch your exclusive discount. Offering

Coaching

If you are not a product creator or don't have a product, then you can offer One-on-One coaching. This can also be added to any product you may have as an upsell. This will add value to your front-end product. Clearly, what you charge is up to you and varies greatly with experience and industry. \$100 to \$200 per hour is an average to consider. Use **Google Hangouts** to do live calls to your prospects. Using Google Hangouts is easy to use. Just go to <https://hangouts.google.com/> and follow the instructions on how to get started so that you can speak to your potential prospects and get paid.

Skype Coaching

Another upsell option would be to offer a paid **Skype** call. Being able to give your prospects personal access to you, allows you to charge a premium price for your time. When you Skype, it is common to see charges of between \$100 and \$200 per hour depending on the perceived value of your information. On Skype you have the option to do voice calls and video calls. You can choose which will work best for you. To get started, go here <http://www.skype.com/en/> (for English countries) sign up to Skype, if you haven't already. It's free to sign up. Use this as your platform to offer your paid Skype call. Just give your prospect your unique PayPal.me link to get paid instantly.

I have written a free 34-page guide [**"SKYPE JUMP-START GUIDE FOR BUSINESS"**](#) that many have found useful and you are welcome to download.

Having a low-cost front end product, will allow you to promote a product like a bootcamp. You can provide a link and possibly a discount. Of course this would

be an upsell that you can charge a few hundred to a few thousand dollars for. Your customers will welcome a discount to a high ticket offer. A bootcamp usually has PDF's in modules or videos that your customer can access. All you would need to do is send them to a page describing your bootcamp product, and include your PayPal.me link after your customer has paid for your entry level front product.



Solo Product Creation

When you create a product, a way to get interest in it initially, is offer a pre-launch. One way to offer this pre-launch to your customers is use a PayPal.me link. You will offer a pre-launch discount for those who get on board early. By having a product in demand that customers can get access to for a discount, will get the interest needed upfront, so when you launch your product, people are already familiar with it. All you would do is set-up a page on your website for your pre-launch and let people know how long it's going to be available for the discount. Place your personalized link on this page and receive payments

to your account, as soon as they pay.

As a product creator, you probably have products that you have sold, and put back on the shelf. Well now you can blow the dust off these old offers by revitalizing them with a PayPal.me link. With this, you would take an old course you used to offer, update it with the latest strategies, techniques and tools. Just repurpose your old content and add version 2, part 2 or change the title completely, to make it unique to your customers. Also add some new updated graphics to your product, which can be gathered for a small price or even free at several online sources. You would then change out your old payment processing links and replace those with your new PayPal.me link.

Another way to add value for your customers and generate more sales is to create a bulk discount PayPal.me link deal. To do this, you will take a few of your courses, and offer a bulk discount for purchasing them all at the same time. With this strategy, you want to make sure your bundled products are congruent, or at least have something to do with each other. You don't want to put a weight loss product, bundled up with IM products. Just keep it consistent.

Seasonal Promotions

There are always times where you can add seasonal promotions, like Black Friday, Cyber Monday, etc. with a PayPal.me link deal. Whenever that seasonal time period comes about, you can offer a discount on your products or services. This will help you get buyers fast because one is a discount, and people love getting discounts, especially during seasonal promotions. Most consumers already have their credit card in hand, ready to shop online. You just need to show up with your discount PayPal.me link and a good offer to have money

deposited to your account.



Crowd Funding

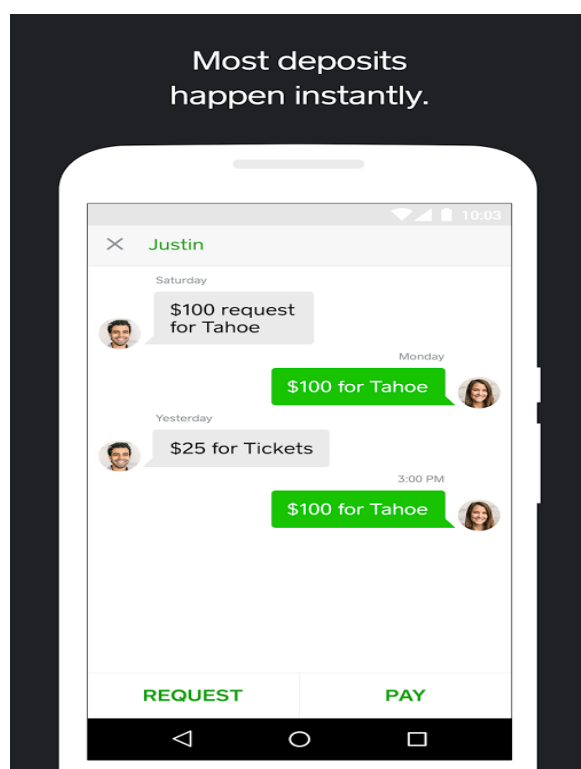
If you have not heard of crowd funding, you are in a shrinking minority of people. This is a way for people to give you money for a particular product, issue or cause. You would ask for support for whatever you may have. All you need to do is use your PayPal.me link. Your link makes it easier for people to send you the money instantly.

Offer Incentives

When it comes to crowd funding, there are incentives that will prompt people to give donations and that is to give away something. One thing that you can give away is your own product for free when it is released. Just give them the ability to get your newly-to- be-released product for free, for donating to your crowd funding project. This is a great incentive to get people to give money on your behalf, and if you set it up through your unique link to receive payments, then you can have that money sent instantly to your account.

Charity Fund-raising

There may be a charity dear to your heart that you would like to raise money for. If you have a cause in mind, more than likely there is a charity for it. You can ask for charity donations for your favorite charity. This is an effective way to get people through your link, and do some good work for someone in need. Let everyone know the charity that's dear to you, make a unique link for it, and then post it to all the different places you think those people would be interested. Some of the best places are on websites, Facebook, Twitter, forums, and YouTube.



How To Get Paid From Friends, Family or Colleagues

If for some reason you have dinner reservations that you want to discuss business over, or to become more acquainted with colleagues or business partners, then there is way to collect everyone's money at the same time, right from the table. I know when my extended family is out to dinner together this will be a big help for everyone.

You can also use your new link to collect for office birthday party money. Just let people know what your budget is for the party, this way you can use your link to make sure everyone you sent it to pays. You can send the link to their phone, through texts, through email, or even on Facebook. If you want to earn money from this method, then you would of course ask for more than what it would cost to throw the party.

Events

If you are good at party planning or creating events you can get paid right away for your services using your link. It is also an easy way to sell books and other



items at the back of the room at the event. Your attendees do not need their credit card or checkbook to purchase, just a phone and your Paypal.me link!

Seminars

You may have something that you want to share with the world that would be helpful. The best way to monetize your knowledge is to hold a paid seminar. Promote your event in social media, your blog or website, and even in the local newspaper if appropriate. Attendees can either pay in advance with your link, usually at a discount or early-bird price or at the door with nothing more than your new paypal.me link

Another way to make money with seminars is to offer it for free. By offering your seminar for free, it will attract more attendees, however it might not be that many buying customers in the audience, it will work out with the averages of having more people attend. Just have an upsell once you are through giving your presentation. You can offer One-on-One Coaching, a high ticket product, a membership product, services that may be helpful to your attendees.

Live Streaming and Videos

If you're on the latest "Periscope / Meerkat / Blab / Live Streaming" craze... While on a live broadcast, sometimes you ask people to tap the screen or "like" the broadcast for appreciation. Well now you can easily say "Hey, if you thought this content was valuable, send me a donation to {insert paypal.me link here}."

Here is an example of how this can use this new tool:

A well known online innovator E. Brian Rose (co-founder of JVZoo) recently posted on FB that once he sent a PDF short report to his email list and attached it to the email as a test. In the email he said "Here's my latest

report. The cost of this report is \$7. If you like it, click the link below and pay me. If you don't like it, please delete it from your hard drive."

*This resulted in over 200 sales from a list of about 2,500 subscribers!
With your new PayPal.me link, doing that just got 3x easier.*

We all know YouTube videos can bring traffic but aside from ads it's hard to monetize without creating a web page to send viewers to. Now you can make videos and put your PayPal.me link in the description for donations if they like the video.

Another idea with You Tube videos is to have a 2 part series, where you leave a cliffhanger at the end of the first video, and then ask for payment to view the second half of your video. By leaving people in suspense, it will certainly make them curious to want to see the rest of the video, especially if the information is useful and compelling. At the end of your video, you will have your unique link available, once they pay, give them access to part 2 of your video. At the end of this report, you will find a way to link your PayPal to your phone, so that you will be instantly notified as soon as you get a payment through your PayPal.me link.

Conclusion

Hopefully I have given you enough examples that you are now well on your way to put your new PayPal.me link to work. This expands your options for collecting money you deserve and earn. I am finding that my customers and attendees like it as well because they can take advantage of whatever offers I make available without having to fumble for a credit card or checkbook. Everyone wins!

Bonus Information

If you want to get a text to your phone whenever you get a payment from your customers click the link below to add this SMS to get text to your phone.

[*Text me when I get a PayPal payment*](#)

Notes: Great for eBay dealers (or anyone accepting money through PayPal) who want to get a text whenever you receive money on PayPal and the funds are available.

If want to get your payments sent to Google Sheets, then click the link below.

[*Parse Received Paypal Receipts in Google Sheets*](#)

Note: This recipe will take emails you receive from Paypal notifying you of a payment and put them into Google Sheets. The additional formulas parse out the fields in those Paypal emails.