

Hi!

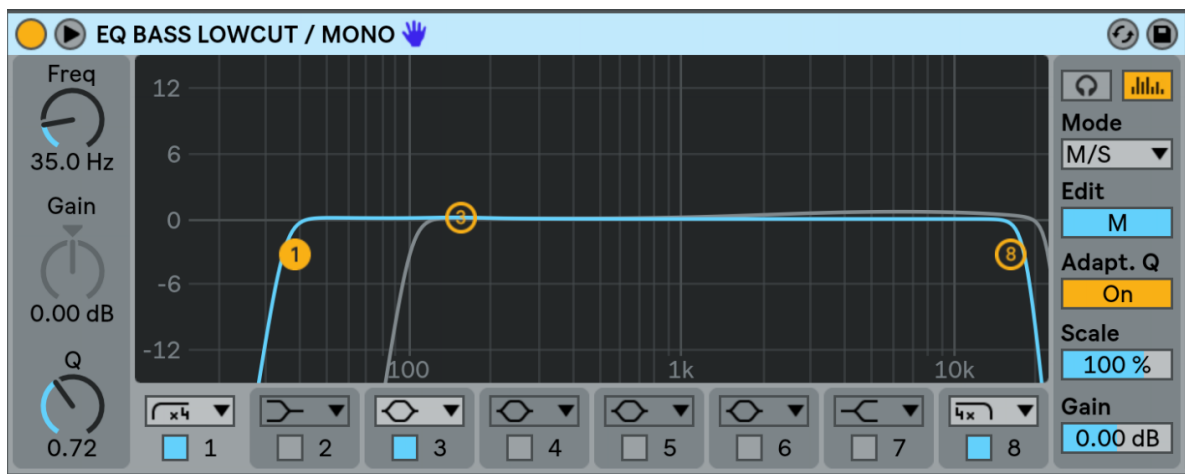
This is a „Ableton Only” Mastering Chain suited for Future Bass.
Let me explain what you can do with it.

When “mastering” on this basic level, we are trying to accomplish 3 things:

- balance the mix
- clean up resonance
- add loudness (punch) to the track.

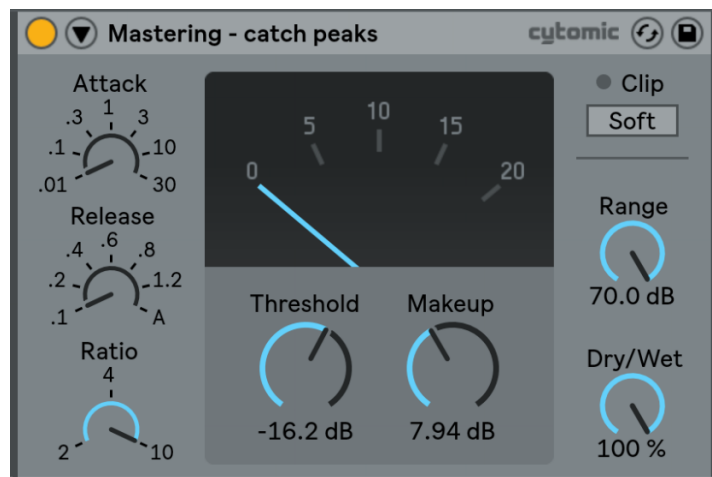
EQ8

Lowcut - This EQ is operating in mid side mode. We are cutting out frequencies below 100hz on the side and freqs below 35 hz in the mids. That way we have a clean low cut and our bass is operating in mono.



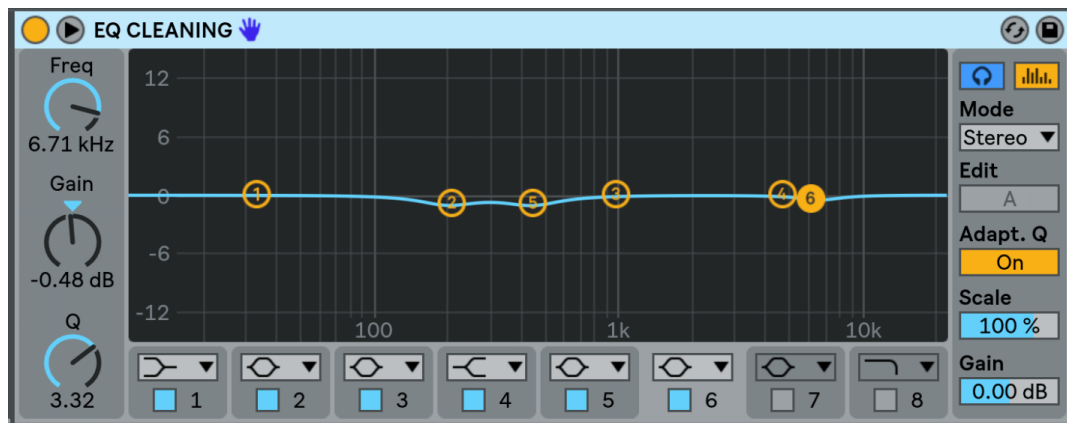
Glue compressor

We are catching some of the peaks over the entire frequency range.



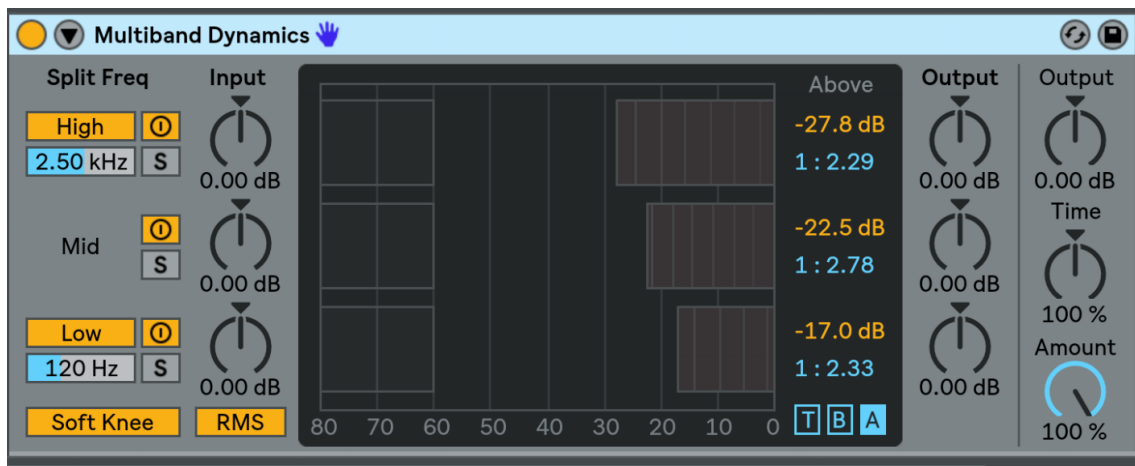
EQ8

We are flattening out some unwanted resonances.



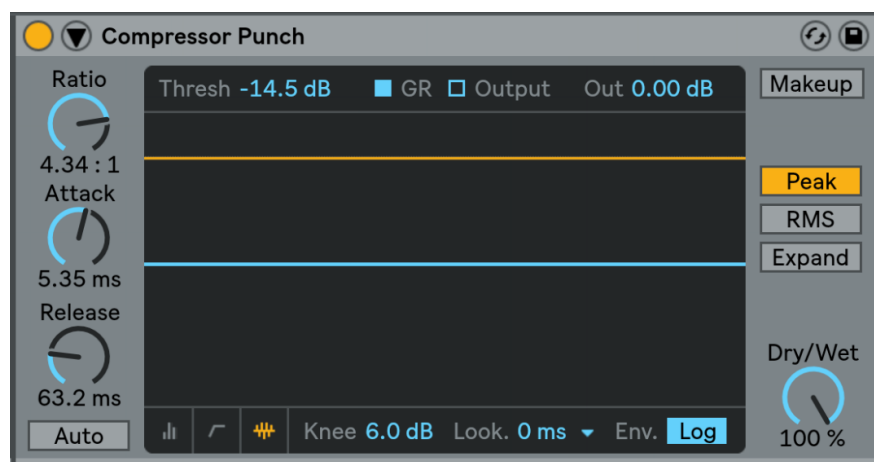
Multiband Dynamics

We are balancing the low, mid and highs with 3-band multiband compression.



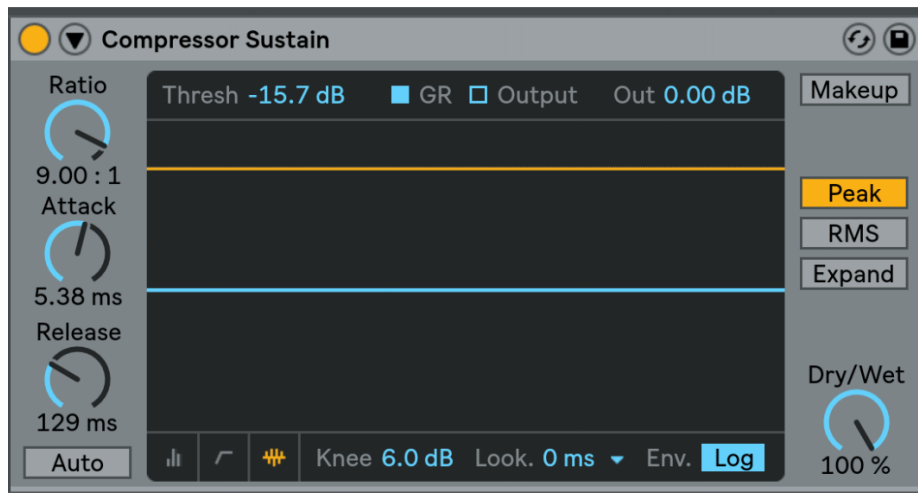
Compressor Punch

We are adding punch to the mix, emphasizing the dynamics.



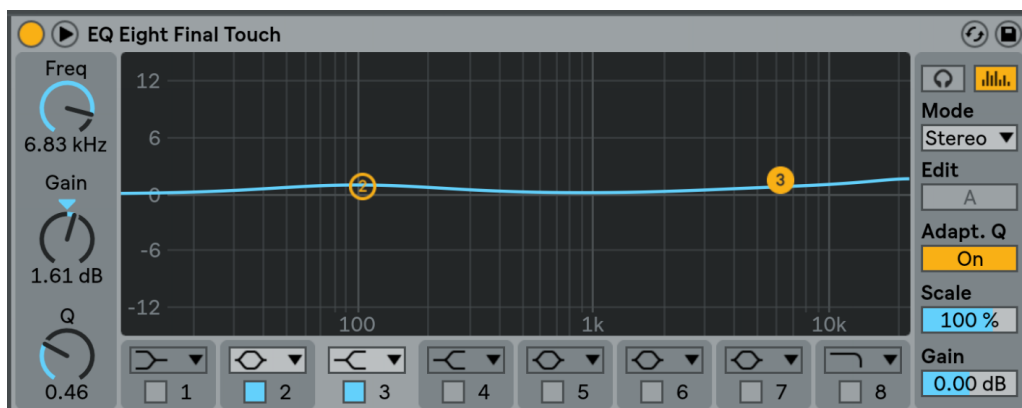
Compressor Sustain

We are flattening out the mix a little bit (in order to be able to make the sum louder in the end).



EQ8

Final touches, we are pulling up the bass a bit and adding a little bit of brilliance in the top end.



Limiter

We are increasing the loudness of the sum of our track. Note: don't push it too far, Ableton's limiter starts distorting the sound quite quickly.



Of course, this chain has its limitations - but we found it a good way to start with a basic master for your Ableton productions. Make sure you adjust the loudness of your mix before entering the chain. If the mix plays at low volumes, add a utility in front of the chain and turn up the level to get the chain compressors working - if its getting too heavy - turn it down a tad.

MASTERING FROM START TO FINISH ONLINE COURSE



In this course we're mastering 5 state-of-the-art tracks using the most cutting edge plugins available, and providing you with the theoretical backgrounds as we go. We're going through everything step-by-step, as if we were sitting together in the studio. Then, you can use the techniques to perform professional mastering of your own music. The days of powerless, unbalanced tracks will be a thing of the past.

See more about this course on our website.