



SARANGI®

feel beautiful

Colouring Series

During times like these, a little colour can go a long way! We present to you a series of artworks inspired by our traditional motifs and patterns. Colour, sketch, draw and let your creativity flow!

Take a print of the page you want on an A4 and get started!


















Parrots were known as master story-tellers, as seen in the 12th century CE collection of stories, Sukasaptati or the 'Seventy Tales of the Parrot'. These are narrated by a pet parrot to her mistress every night, to dissuade her from leaving the house for a romantic alliance while her merchant husband is away. The Parrot has played a pivotal role in Indian history and tradition, revered in texts, myths, legends and art. It has been depicted as the vahana of Kamadev, the God of Desire. Goddesses Meenakshi Amman of Madurai and Kamakshi Amman of Kanchipuram are seen holding a parrot.




Annapakshi or the divine swan is a mythical bird that is often misread to be a peacock. Its body and beak resemble a swan whilst its elegant feathers and crest descend from the peacock. Legend says this mythical white bird flew down to the earth from the heavens. Widely known for its purity, Rigveda states this bird has the ability to separate pure milk from a solution of milk and water. The underlying theory of this thesis is that the bird has knowledge and wisdom to choose truth over falsehood, virtue over sin, real over make-believe.





The Gandaberunda (Iruthalai pakshi in Tamil) is a two-headed bird depicted as clutching elephants in its talons and beaks. It is believed to possess immense magical strength, capable of fighting the forces of destruction. It appears as an intricately carved sculpture motif in temples. Thus, for example, it is seen on the roof of the Rameshwara temple in Keladi in Shimoga district. It was the emblem of the Kingdom of Mysore under the Wodeyar kings, and subsequently adopted as the state emblem of Karnataka. The crest of the Indian navy ship INS Mysore features the Gandaberunda.



The motif of a mango, commonly called paisley or mankolam in Sanskrit, kairi in Hindi and ambi in Punjabi, is found on a wide variety of Indian textiles. Considered a symbol of fertility, it is depicted in various textile arts such as chikankari embroidery from Lucknow or kantha embroidery from Bengal. It is often shown with a variety of designs and shapes within it, being limited only by the artisan's imagination. Thus, we have shapes of flowers, such as lotus and birds, such as peacock. The paisley motif is frequently seen in saree designs - woven, embroidered and hand-block printed.





SARANGGI®

feel beautiful

Here are some ideas to make it interesting:

- Tirangaa - Choose any 3 colours and fill in the entire artwork with those!*
- Monochrome: Pick your favourite colour and use only that to create different shades!*
- Don't have coloured pencils? Use a regular pencil and can get the full range of shades. Press hard for dark and apply less pressure for lighter shades.*
- Create your patterns! Use pens to fill in smaller areas or better yet, draw in your own textile inspired patterns!*
 - Upside down! Turn the page by 180* and go at it. The change in perspective will be a refreshing challenge*
- Make it a family activity! Choose one artwork, colour in a bit and pass it on to your family to fill in little more!*
- Let loose! Challenge yourself to colour outside the lines*
- Create your own! Sketch your own motif and colour them in. You could use www.sarangisthestore.com for inspiration.*

We hope you enjoy your time at home, and find ways to bring in some cheer and colour!

We'd love to see the beautiful art you create!

Share your art with us on saris@sarangisthestore.com.

Share via social media, tag [@sarangisthestore](https://www.instagram.com/sarangisthestore)