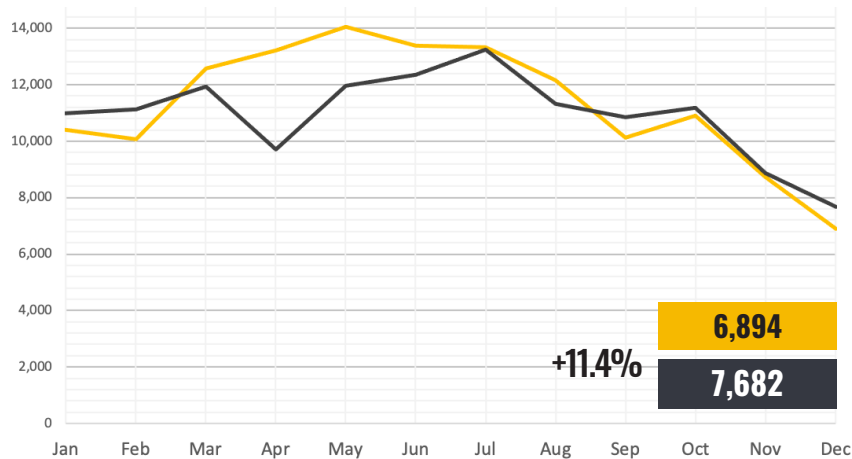




# Monthly Activity Snapshot

## December 2020

©Copyright 2020 HAR.com | Source: Houston Association of REALTORS® Multiple Listing Service (All statistics are for Single Family Homes)



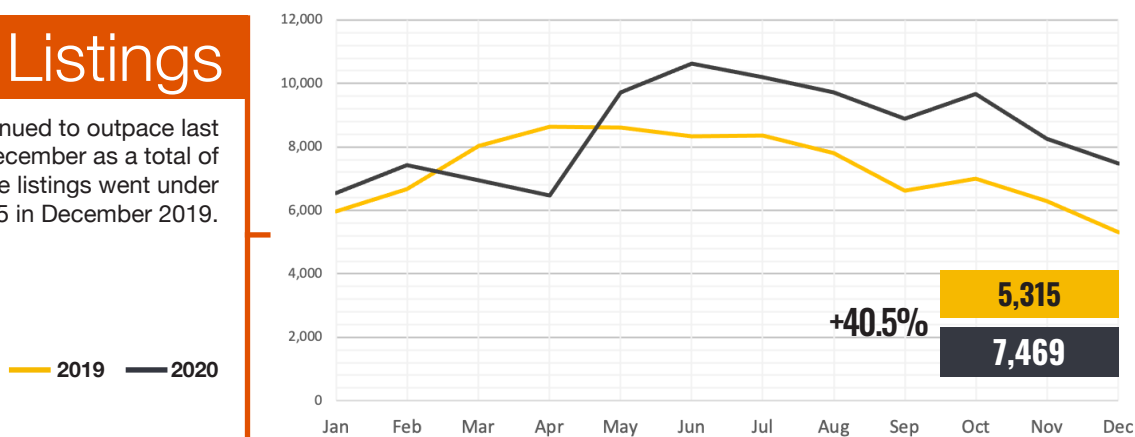
## New Listings

New listings rose 11.4 percent year-over-year in December, however, increased buyer demand and strong home sales volume continue to constrain available inventory. REALTORS® entered 7,682 properties into the Multiple Listing Service (MLS) compared to 6,894 last December.

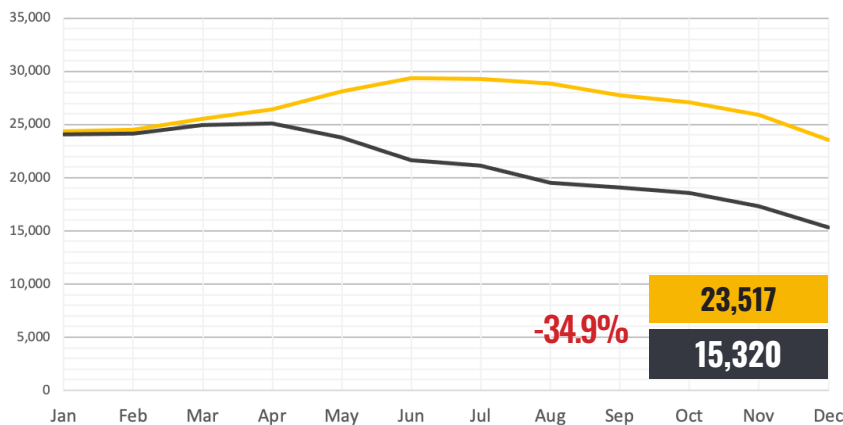
— 2019 — 2020

## Pending Listings

Pending listings continued to outpace last year by 40.5 percent in December as a total of 7,469 single-family home listings went under contract versus 5,315 in December 2019.



— 2019 — 2020



## Active Listings

December active listings of single-family homes, or the number of available properties, continues to trail last year by 34.9 percent. There were 15,320 active listings in the MLS in December compared to 23,517 in December 2019.

— 2019 — 2020



# Monthly Activity Snapshot

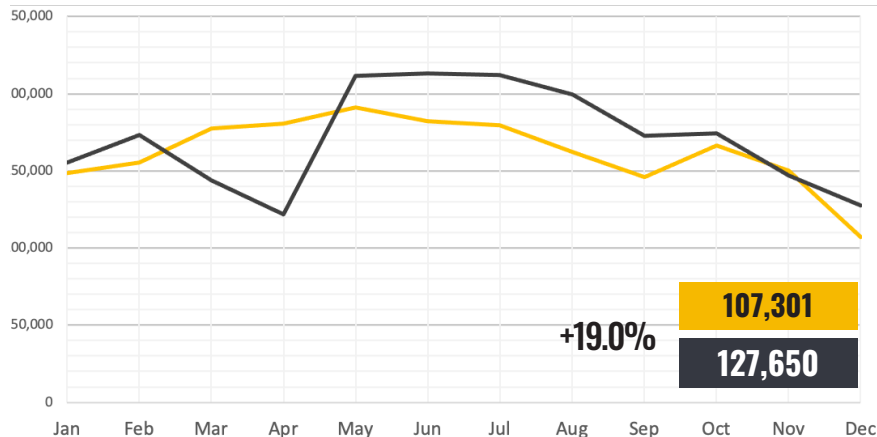
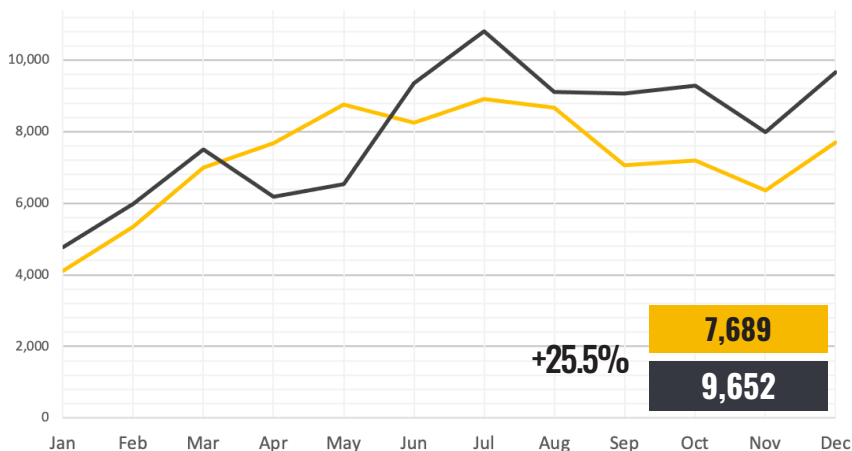
## December 2020

©Copyright 2020 HAR.com | Source: Houston Association of REALTORS® Multiple Listing Service (All statistics are for Single Family Homes)

### Closings

Despite a limited supply of housing, historically low mortgage interest rates kept consumer demand strong in December. This pushed home sales volume to the second highest level of all time. Single-family home sales registered a seventh straight positive month, jumping 25.5 percent year-over-year with 9,652 units sold versus 7,689 in December 2019.

— 2019 — 2020

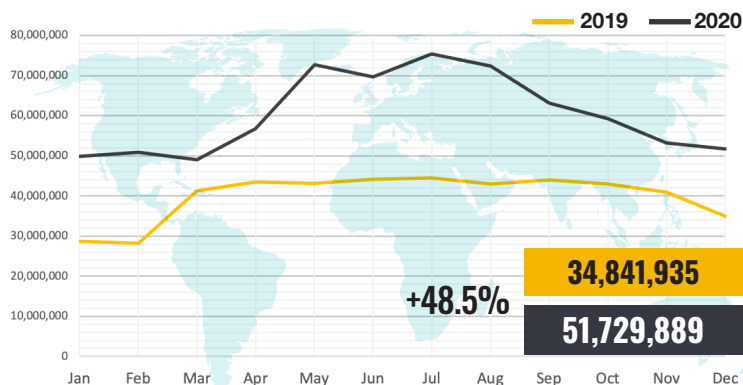


### Showings

Property showings delivered a strong finish to 2020. During the month of December, 127,650 showings took place, up 19.0 percent from 107,301 showings in December of 2019.

— 2019 — 2020

### HAR.com Listing Views



### Open Houses

