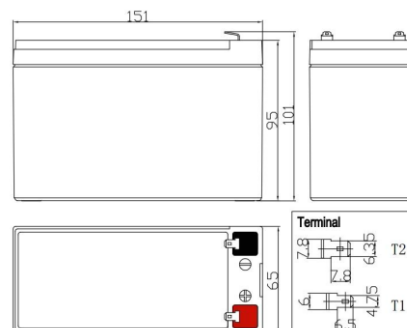


BA13-2

Sealed Lead Acid (SLA) Battery 12V 7.2Ah



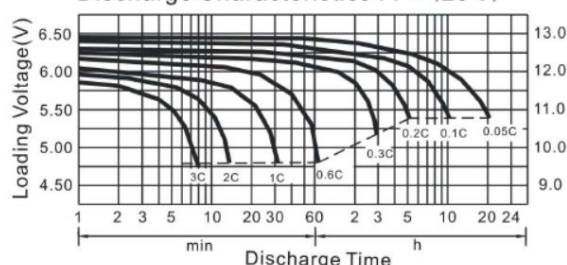
Specifications

Nominal Voltage		12V
Rated Capacity 77°F(25°C) (20HR)		7.2Ah
Dimensions (mm/inch)	Length	151 (5.95)
	Width	65 (2.56)
	Height	95 (3.74)
Total Height		101 (3.98)
Approx. Weight (kg/lbs)		2.36 (5.20)
Terminal		T1/T2

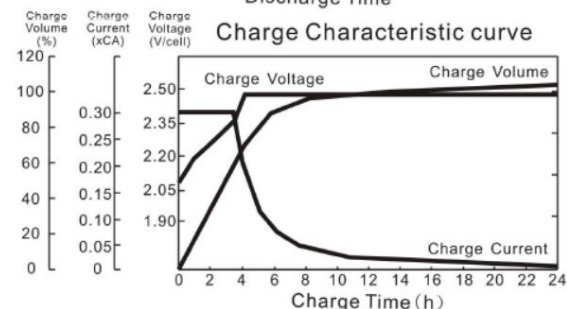
Characteristic

Capacity 77°F(25°C)	20HR (0.376A)	7.52Ah
	10HR (0.684A)	6.84Ah
	5HR (1.260A)	6.30Ah
	1HR (4.45A)	4.45Ah
	15 min rate (13.32A)	3.33Ah
Internal Resistance	Full Charged Battery 77°F(25°C)	Approx. 22mΩ
Temperature dependence of capacity (20HR)	104°F(40°C)	102%
	77°F(25°C)	100%
	32°F(0°C)	85%
	5°F(-15°C)	65%
Self-Discharge 68°F(20°C) (Capacity after)	3 months	90%
	6 months	80%
	12 months	60%
Max. Discharge Current, 77°F(25°C)		108A(5s)
Design life for deep cycle(DOD80%), 77°F(25°C)		300 Cycles
Constant Voltage Charge, 77°F(25°C)	Cycle	14.5~14.9V(-24mV/°C) max. current: 2.16 A
	Float	13.6~13.8V(-18mV/°C)

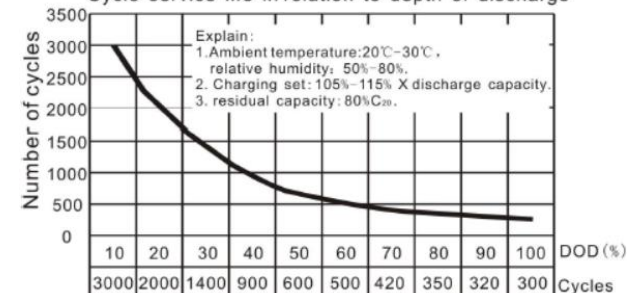
Discharge Characteristics 77°F (25°C)



Charge Characteristic curve



Cycle service life in relation to depth of discharge



Constant Current Discharge Characteristics (A), 77°F(25°C)

F.V/TIME	5min	10min	15min	30min	60min	2H	3H	5H	8H	10H	20H
1.60V/cell	27.36	17.28	13.32	7.20	4.71	2.62	1.94	1.307	0.860	0.706	0.382
1.70V/cell	26.00	16.42	12.72	6.88	4.54	2.52	1.91	1.285	0.850	0.698	0.378
1.75V/cell	25.49	16.06	12.49	6.74	4.45	2.47	1.87	1.260	0.835	0.684	0.376
1.80V/cell	25.00	15.70	12.27	6.61	4.38	2.43	1.84	1.238	0.824	0.677	0.374

Constant Wattage Discharge Characteristics (Watt), 77°F(25°C)

F.V/TIME	5min	10min	15min	30min	60min	2H	3H	5H	8H	10H	20H
1.60V/cell	49.68	31.68	24.64	13.44	8.86	4.97	3.72	2.527	1.678	1.390	0.756
1.70V/cell	47.66	30.38	23.75	12.96	8.62	4.83	3.69	2.506	1.670	1.386	0.752
1.75V/cell	47.16	29.95	23.53	12.81	8.54	4.78	3.65	2.477	1.656	1.368	0.750
1.80V/cell	46.66	29.60	23.32	12.67	8.46	4.74	3.62	2.455	1.634	1.354	0.749