



## The Bandung 2022 Application Guidelines

### Connect with A4

[Facebook](#), [Instagram](#) & [Twitter](#)

[www.aaartsalliance.org](http://www.aaartsalliance.org)

#A4

### Connect with MoCADA

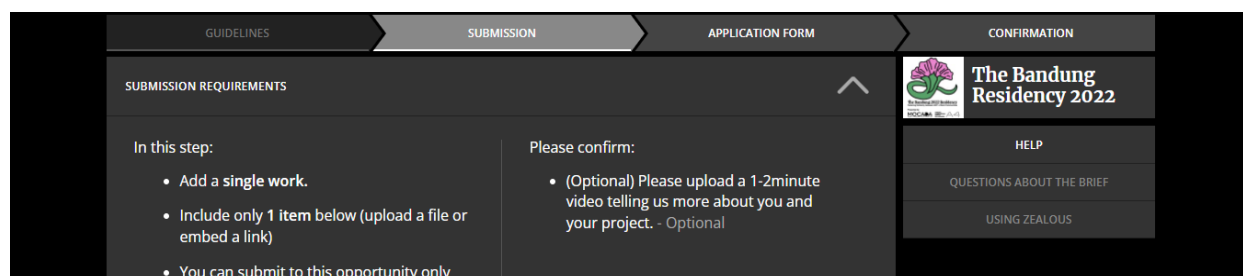
[Facebook](#), [Instagram](#) & [Twitter](#)

[www.mocada.org](http://www.mocada.org)

#MOCADA

### TECH SUPPORT / APPLICATION HELP

If you experience any technical issues during your submission process or have questions about how to use Zealous, please click “Using Zealous” in the help section, which can be located in the right sidebar.



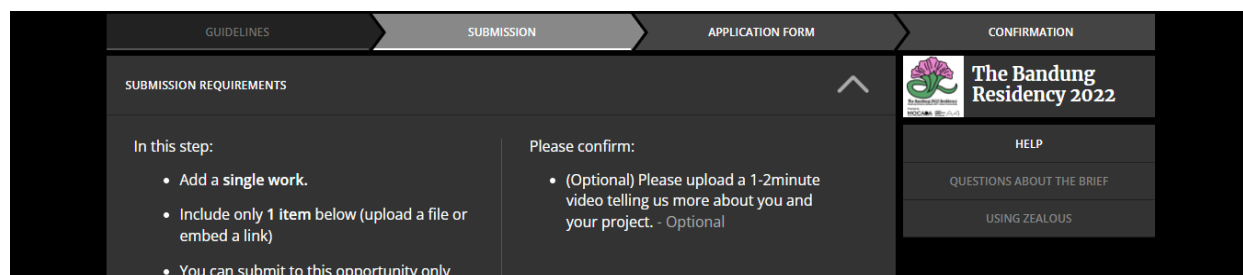
If you have any questions about the application questions, you may click “Questions About the Brief” in the help section located in the right sidebar, or email us directly at: [bandung2022@mocada.org](mailto:bandung2022@mocada.org)

### DIRECTIONS

The application is made up of three components on the Zealous platform:

- An optional video upload (entitled, “Submission”);
- A series of question about your identity and your proposed project (entitled “Application”); and
- Contact details (which is included at the end of the section entitled, “Application”)

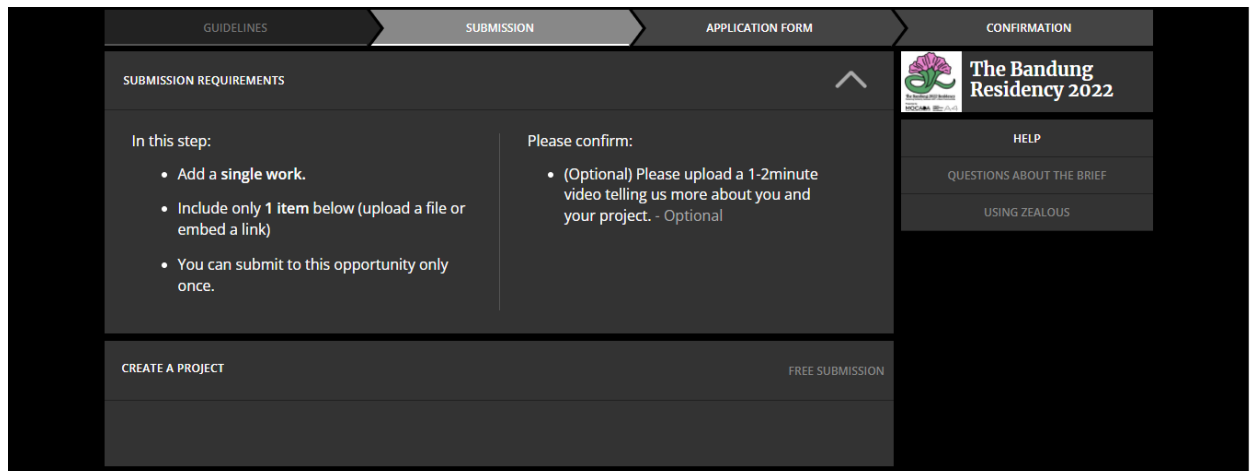
The top of each section is labeled accordingly. If you need to go back to a previous step, please click “Save” before clicking a different section header.



Across the following pages, you will find images of the entire application as it appears during the submission process. Please use this document as a point of reference or worksheet before you complete the application.

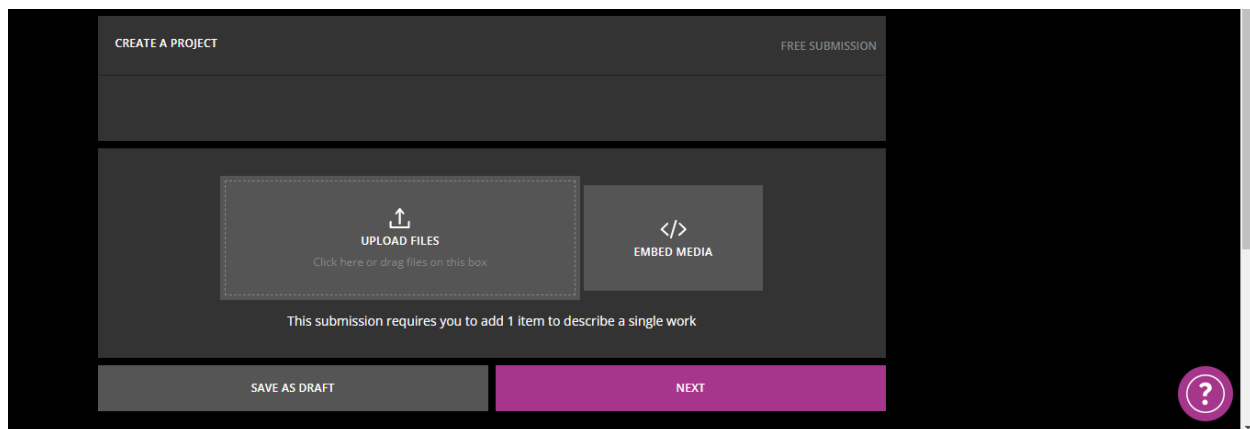
## SECTION 1: SUBMISSION (OPTIONAL)

In this section, you will be prompted to upload OR embed a 1-2minute video telling us more about you and your project. This section is optional.



The screenshot shows the 'SUBMISSION' step of the application process. At the top, there are four tabs: 'GUIDELINES', 'SUBMISSION' (active), 'APPLICATION FORM', and 'CONFIRMATION'. Below the tabs, the main content area is divided into two columns. The left column, titled 'SUBMISSION REQUIREMENTS', lists the following instructions: 'In this step:', '• Add a single work.', '• Include only 1 item below (upload a file or embed a link)', and '• You can submit to this opportunity only once.' The right column, titled 'Please confirm:', lists: '• (Optional) Please upload a 1-2minute video telling us more about you and your project. - Optional'. At the bottom of the main content area, there are two buttons: 'CREATE A PROJECT' and 'FREE SUBMISSION'. On the right side of the page, there is a sidebar with the 'The Bandung Residency 2022' logo and three links: 'HELP', 'QUESTIONS ABOUT THE BRIEF', and 'USING ZEALOUS'.

- If you intend to upload or embed a video, please select “Upload” or “Embed” to take the next step.
- If you do not intend to upload or embed a video, please scroll to the bottom of the page and click “NEXT”.





The screenshot shows the 'CREATE A PROJECT' step of the application process. At the top, there are two tabs: 'CREATE A PROJECT' (active) and 'FREE SUBMISSION'. Below the tabs, the main content area is divided into two columns. The left column, titled 'UPLOAD FILES', contains a dashed box with an upload icon and the text 'Click here or drag files on this box'. The right column, titled 'EMBED MEDIA', contains a code icon and the text 'EMBED MEDIA'. Below these columns, there is a message: 'This submission requires you to add 1 item to describe a single work'. At the bottom of the main content area, there are two buttons: 'SAVE AS DRAFT' and 'NEXT'. In the bottom right corner, there is a circular icon with a question mark.

## SECTION 2: APPLICATION (REQUIRED)

In this section, you will provide answers to the questions that help us to better understand you and your artistic practice. Please fill out each section to the best of your ability.

- Each question is either multiple choice, or offers a space for you to input your answer. For questions that require your input, there is a specific word count associated with each question.
- Also note, some questions are optional. For those questions that are not relevant to you / your experience, simply type in “N/A” as your response.

GUIDELINES	SUBMISSION	APPLICATION FORM	CONFIRMATION
<b>QUESTIONS</b>		FREE SUBMISSION	 <b>The Bandung Residency 2022</b>
<b>Name*</b> <input type="text" value="Enter your answer here"/> <div>0 WORDS</div> <div>Max words 10</div>		<a href="#">HELP</a>	
<b>Pronouns*</b> <input type="text" value="Enter your answer here"/> <div>0 WORDS</div> <div>Max words 20</div>		<a href="#">QUESTIONS ABOUT THE BRIEF</a>	
<b>Email*</b> <input type="text" value="Enter your answer here"/> <div>0 WORDS</div> <div>Max words 10</div>		<a href="#">USING ZEALOUS</a>	

<b>Race / Ethnicity (Please tell us how you identify yourself)*</b> <input type="text" value="Enter your answer here"/> <div>0 WORDS</div> <div>Max words 50</div>	
<b>Age*</b> <input type="text" value="Enter your answer here"/> <div>0 WORDS</div> <div>Max words 2</div>	
<b>Gender Identity (Please tell us how you identify yourself)*</b> <input type="text" value="Enter your answer here"/> <div>0 WORDS</div> <div>Max words 50</div>	
<b>Sexual Orientation (Please tell us how you identify yourself)*</b> <input type="text" value="Enter your answer here"/> <div>0 WORDS</div>	

Bio\*

Enter your answer here

0 WORDS

Max words: 200

Are you applying as an individual or a collective?\*

Please select value

If applying as a collective, who are you selecting to be representatives of your collective? What is your structure for sharing power and knowledge within the collective? Otherwise, type "N/A".\*

Enter your answer here

0 WORDS

Max words: 200

If applying as a collective, what is your structure for sharing power and knowledge within the collective? Otherwise type, "N/A".\*

Enter your answer here

0 WORDS

Max words: 100

?

What is your experience with/within the two communities identified?\*

Enter your answer here

0 WORDS

Max words: 300

What is your intention for participating in this residency? (You may focus on personal transformation or project impact)\*

Enter your answer here

0 WORDS

Max words: 300

Describe the Project you intend to build. Include: Project Description (What is your project and how will it center/involve the communities identified?); Why is this project important; Is this an existing project?; Project Development (How will you build this project?); the Community Impact (How will your project benefit the communities identified?); Timeline (How will you use the time during the residency to build a new or existing project?)\*

Enter your answer here

0 WORDS

Max words: 500

(Optional) Any additional information that you would like to add?

Enter your answer here

?

CONTACT DETAILS

ADDRESS 01\*

e.g. St Mary Street, 33...

ADDRESS 02

e.g. Unit 1, Flat 111,...

CITY\*

e.g. London (GB)

POSTAL CODE\*

e.g. 11234

PHONE NUMBER\*

e.g. +44791245678

SAVE AS DRAFT

SUBMIT

Hit "Submit" and you've COMPLETED the application!! Congratulations!