



# ***SPECIALISED FORCE***

***Quality Products, Service and Solutions for Building  
and Maintaining Alternative Energy Power Plants.***



# SF Capability Statement



## Specialised Force in Alternative Energy Power Plants

At Specialised Force, sustainability is one of our core values and is fundamental to everything we do. It is central to our business, influencing every decision we make. We are committed to minimising our environmental footprint, promoting responsible sourcing, driving positive social impact and developing innovative sustainable solutions for our customers. We provide high-quality products, services and solutions for the construction and maintenance of alternative energy power plants. With over 40 years of industry experience, a national network of branches with fully equipped service centres, we are your trusted partner for alternative energy projects.

Our expertise in 700-bar hydraulic equipment, electrical tools, bolting solutions and more, combined with our deep understanding of industrial environments enables us to offer tailored solutions that meet the specific demands of our customers. We don't just supply equipment, we deliver complete system solutions to ensure safe and efficient operations, exceeding customer expectations.

We are dedicated to supporting alternative energy projects and contributing to a carbon-neutral future. By doing so, we help our customers achieve their environmental goals while promoting a sustainable world.

**At Specialised Force, we are more than just a supplier we are your partner in success**

## Company Overview

Specialised Force Pty Ltd has been operating throughout Australia since 1982, with a presence in Sydney, Melbourne, Brisbane, Perth, Adelaide, Townsville, Darwin, Port Hedland and Hobart. Our national infrastructure enables us to support customers across Australia, offering service, repair, and testing facilities both on-site and in-house.



- **Established 1982**
- **Locations Australia Wide**
- **Australian Owned and Operated**

We specialise in hydraulic, electrical and alternative energy tools, providing everything from small pumps and ram sets to large, computer-controlled jacking systems. We follow a "complete system" approach, carefully matching components to ensure efficient and safe equipment operation.

## The Specialised Force Difference

Our success is driven by our in-depth knowledge of 700 Bar hydraulic, electrical tools and equipment, synchronised lifting systems, torque equipment, heat exchanger tools and more. With our nationwide service network and local expertise, we ensure your equipment is up and running as quickly as possible. As a reliable partner, we offer not only products but complete solutions tailored to meet the unique needs of your industry.

## Why Choose Specialised Force

- **Over 40 Years of Experience:** Supplying high-quality tools and equipment from leading manufacturers worldwide.
- **Comprehensive Service Network:** Supported by a national infrastructure, we offer reliable service, parts and components.
- **In-Depth Application Knowledge:** We understand your working environment and provide expert guidance.

## Our Key Values



### **Excellence:**

We apply advanced technology and continually innovate and improve.



### **Safety:**

Zero accidents is our unwavering goal



### **Fair Return:**

We earn a return that fairly rewards the value we deliver



### **Sustainability:**

We plan and act for the future - considering our company, our customers and our world.



### **Ethics:**

Uncompromising integrity, honest and fairness are at the heart of our company.



# Powering a Sustainable Future Together with **SF**

We can help you with these types of alternative energy power plants:



**Electricity Supply Chain:** Page 4



**Wind Onshore:** Page 5

**Wind Offshore:** Page 6

**Green Hydrogen:** Page 7

**Solar PV:** Page 8

**Solar Thermal:** Page 9

**Bioenergy:** Page 10

**Marine:** Page 11

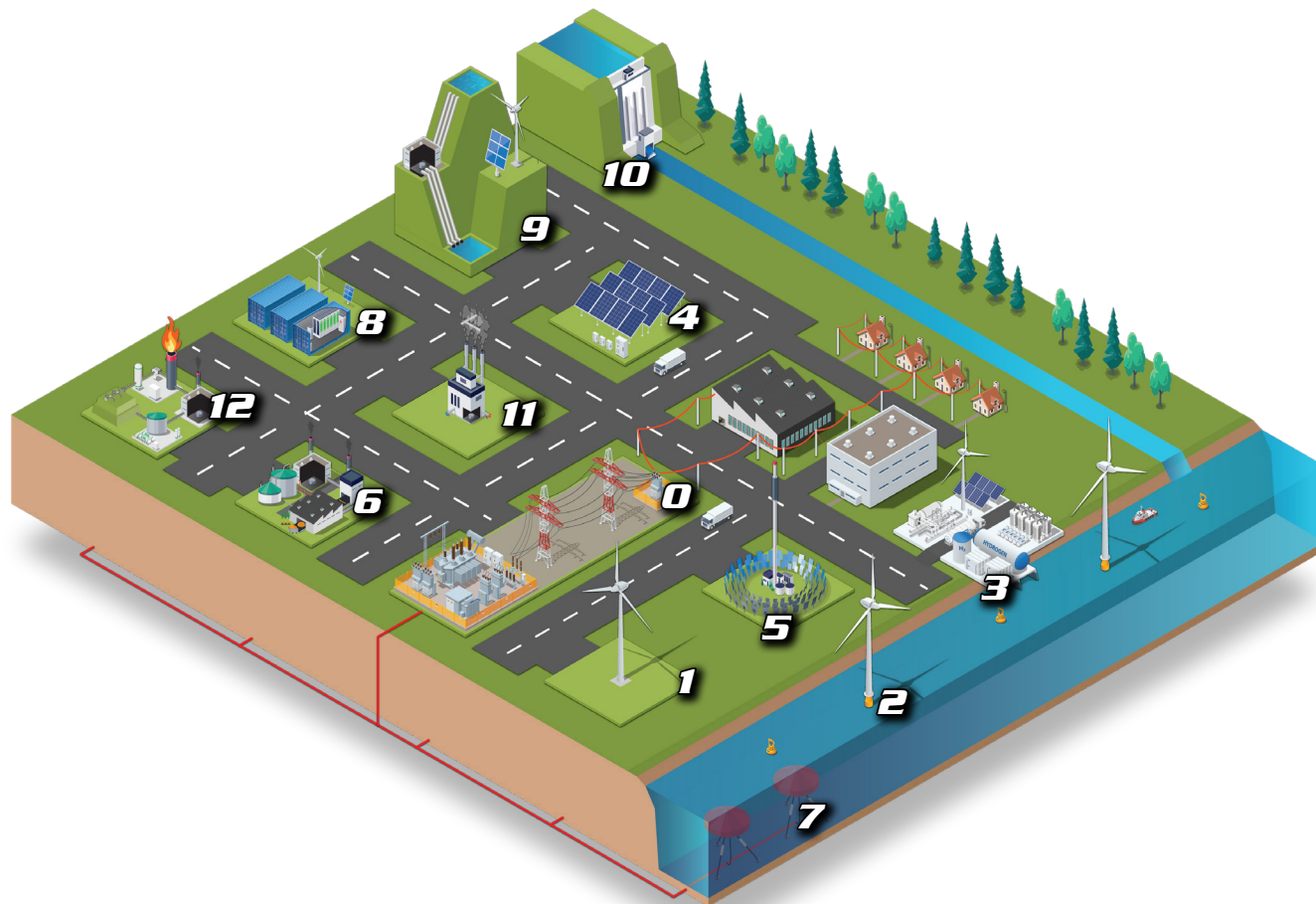
**Battery:** Page 12

**Pumped Hydro:** Page 13

**Hydro:** Page 14

**Geothermal:** Page 15

**Waste to Energy:** Page 16



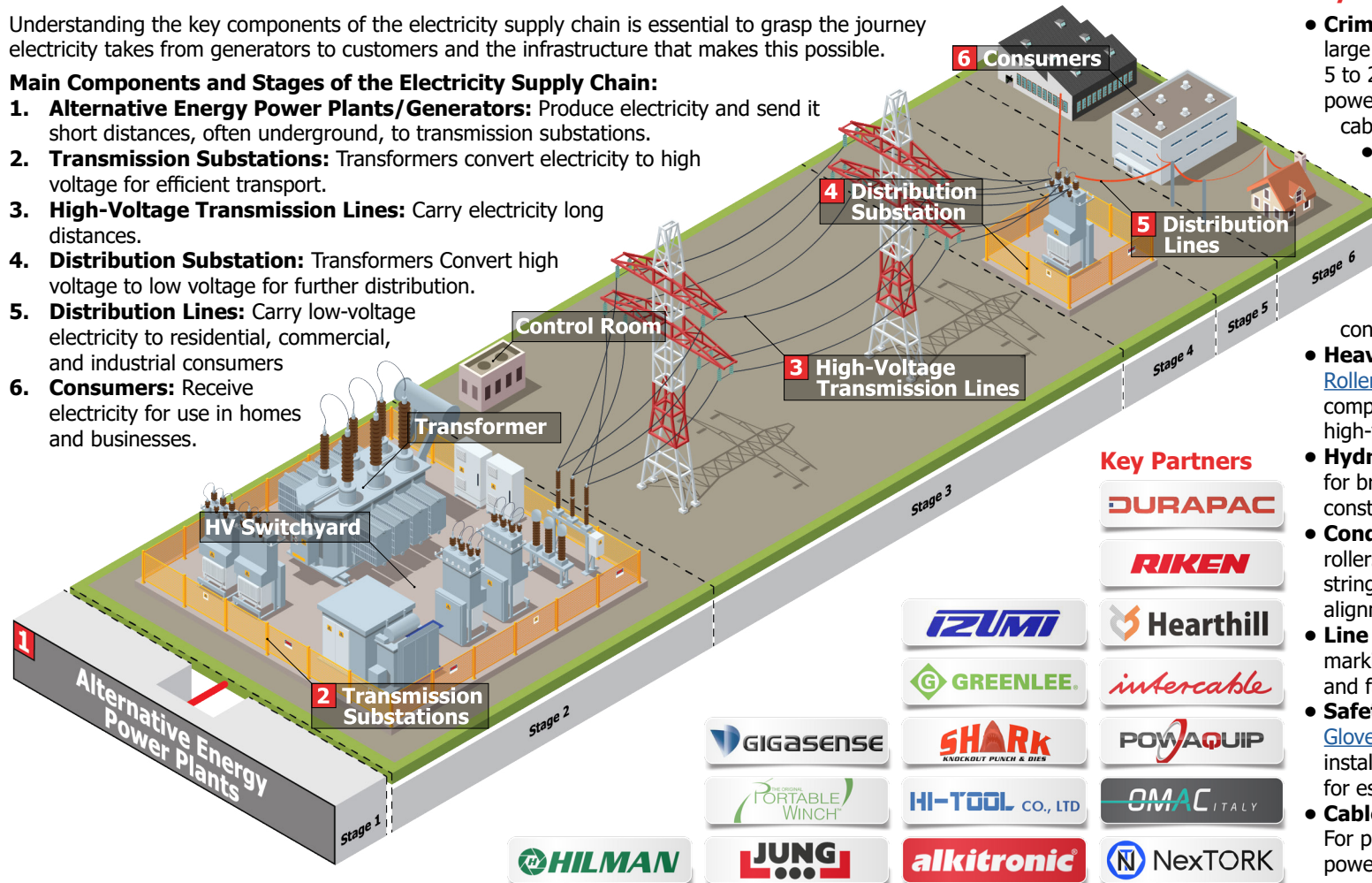
# Electricity Supply Chain

## Overview

Understanding the key components of the electricity supply chain is essential to grasp the journey electricity takes from generators to customers and the infrastructure that makes this possible.

### Main Components and Stages of the Electricity Supply Chain:

- 1. Alternative Energy Power Plants/Generators:** Produce electricity and send it short distances, often underground, to transmission substations.
- 2. Transmission Substations:** Transformers convert electricity to high voltage for efficient transport.
- 3. High-Voltage Transmission Lines:** Carry electricity long distances.
- 4. Distribution Substation:** Transformers Convert high voltage to low voltage for further distribution.
- 5. Distribution Lines:** Carry low-voltage electricity to residential, commercial, and industrial consumers
- 6. Consumers:** Receive electricity for use in homes and businesses.



## Key Tools / Equipment

- **Crimpers:** ([Manual](#), [Battery](#), [Hydraulic](#)) Suitable for crimping small to large diameter lugs, connectors and sleeves, with capacities ranging from 5 to 200 tonnes for use on high-voltage overhead lines, transformers and power plants. [Matching Dies](#) are available for lugs, tap-offs, aluminum cables, ACSR steel core conductors, ABC cables and wire ropes.
- **Cable Pulling Tools:** ([Pullers](#), [Pulling Accessories](#), [Lubricants](#), [Socks](#), [Pulling Eyes](#), & [Fiberglass Rodders](#)) Ideal for pulling cables through ducts and conduits during installation across transmission and distribution lines.
- **Cutters:** ([Cable](#), [Hydraulic](#), [Battery](#), [Bolt](#), [Bus Bar](#)) Designed to cut through copper, aluminum, steel-reinforced conductors and bus bars in substations, distribution lines and consumer power installations.
- **Heavy Load Lifting and Shifting:** ([Capstan](#), [Tirfor](#)), ([Heavy Duty Rollers and Skates](#), [Cylinders](#) & [Jacks](#)) For lifting and positioning heavy components or pulling cables during installation and maintenance of high-voltage lines and substations.
- **Hydraulic Tools:** ([Breakers](#), [Drills](#), [Pullers](#), [Punches](#), [Chainsaws](#)) Tools for breaking, drilling, lifting, pulling, punching and cutting in substation construction, power line installation and maintenance tasks.
- **Conductor Stringing Tools:** ([Rollers](#), [Grips](#), [Bicycles](#)) Conductor rollers, grips for wires/cables and conductor bicycles for efficient stringing of overhead power lines, ensuring proper tension and alignment.
- **Line Accessories:** ([Covers & Markers](#), [Swivels](#), [Trolleys](#)) Used for marking lines, providing insulation, enabling smooth conductor rotation and facilitating the transport of tools along lines during installation.
- **Safety & Utility Tools:** ([Tree Trimming Kits](#), [Fiberglass Sticks](#), [Insulated Gloves](#), [Tool Aprons](#)) Insulated tools for worker safety during power line installation and maintenance, along with storage and transport solutions for essential equipment.
- **Cable Preparation Tools:** ([Strippers & Trimmers](#), [Punches - Bus Bar](#)) For preparing cables and bus bars for termination and connection in power systems, ensuring clean and accurate cuts.

## Key Partners

DURAPAC

RIKEN

Hearthill

intercable

POWAQUIP

OMAC ITALY

NexTORK

IZUMI

GREENLEE

SHARK  
ANGERBOUT PUNCH & DIES

HI-TOOL CO., LTD

alkitronic

GIGASENSE

PORTABLE WINCH

JUNG

HILMAN



# Onshore Wind Energy

## Overview

Wind turbine key components require regular maintenance for efficiency and longevity. Proper upkeep is critical for optimal operation, with approximately 2,000 bolts per turbine needing regular inspection.

### Main components of an Onshore Wind Energy Plant:

1. **Rotor Blades:** Convert wind into rotational energy, transmitted to the generator.
2. **Nacelle:** Houses components like the gearbox and generator, converting mechanical energy into electrical energy.
3. **Hub:** Connects rotor blades to the main shaft, facilitating energy transfer to the generator.
4. **Ascent:** Provides access to the nacelle via ladders or lifts for transporting personnel and tools.
5. **Tower:** Supports the nacelle and rotor blades, elevating them for optimal wind capture.
6. **Power Out:** Transmits the generated electricity from the wind tower to the grid. Refer to page 4 for the complete Electricity Supply Chain diagram.
7. **Foundation:** Secures the wind tower to the ground.


## Products in Application Examples




Torquing nuts on tower mast




Torquing nuts on tower flange



Torquing bolts on a hydraulic brake




Reinforcement of tower foundation



Torquing rotor housing nuts



Torquing pedestal bearing nuts



## Key Tools /Equipment

- **Torquing & Bolting:** ([Bolt Tensioners](#)) Ensure precise tensioning of high-load connections like tower flanges and foundation bolts for structural integrity. ([Torque Wrenches](#)) Ideal for smaller bolts like blade and yaw bolts, ensuring proper stress handling and smooth nacelle rotation for long-term performance. ([Bolt Protection Caps](#)) Protect exposed foundation bolts from damage, extending lifespan and reducing maintenance. ([Hydraulic Low-Profile Torque Wrenches](#)) Essential for tight spaces, torquing tower flanges and nacelle bolts. ([Nut Splitters](#)) Remove stuck or corroded nuts on foundation or tower bolts when traditional methods fail.
- **Rebar Tools:** ([Rebar Cutters](#) & [Benders](#)) Used for shaping and cutting rebar in turbine foundations, essential for reinforcing concrete in challenging environments.
- **Low Pressure Hydraulic:** ([Tools](#)) Safer alternatives for cutting, drilling and breaking concrete, as well as angle grinders for surface preparation and repair on rotor blades.
- **Flange Tools:** ([Flange Aligners](#) & [Spreaders](#)) Align tower flanges during installation for stable connections vital to turbine reliability.
- **Bearing Tools:** ([Bearing Pullers](#)) Safely remove bearings from the rotor hub and nacelle components, ensuring proper functionality.
- **Heavy Load Lifting and Shifting:** ([Rollers and Skates](#)) Move large components like nacelles or blades safely during installation and maintenance. ([Hydraulic Cylinders](#), [Jacks](#) & [Winches](#)) Lift and position large components, improving efficiency and reducing downtime. ([Capstan Winches](#) & [Pulling Accessories](#)) Safely transport heavy tools and components to the nacelle during installation and maintenance.
- **System Accessories:** ([700 Bar Hydraulic](#)) Include hydraulic pumps, hoses, gauges and fittings for tools.
- **Electrical Tools & Equipment:** Essential for cutting, crimping, pulling, pushing, and securely connecting power cables (please refer to page 4).

## Key Partners



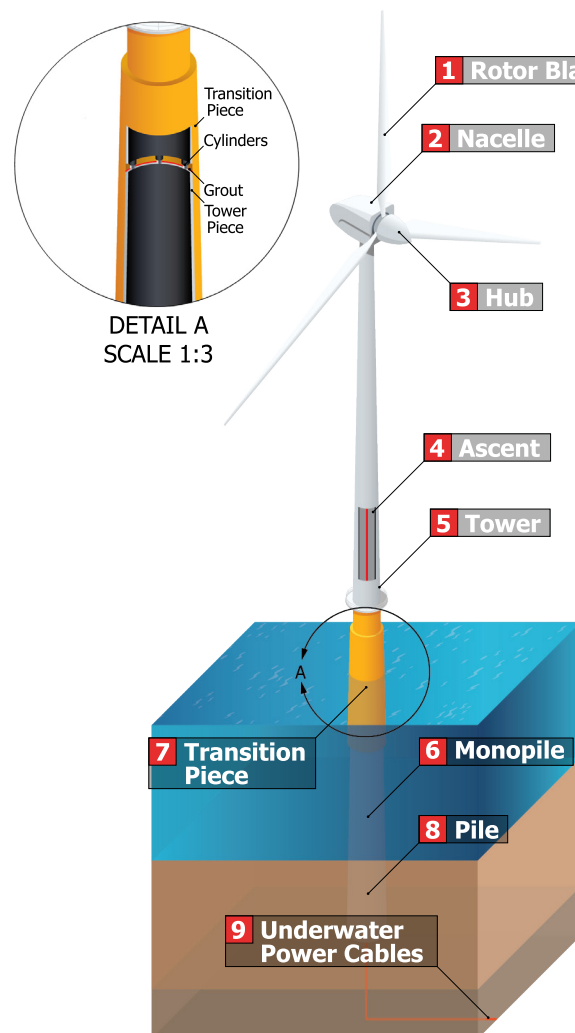
# Wind Energy Offshore

## Overview

Offshore wind energy harnesses the power of wind at sea to generate electricity using wind turbines. These turbines are installed on platforms or floating structures in bodies of water, where wind speeds are typically higher and more consistent than on land. There are two main types of offshore wind farms: Fixed-Bottom Turbines Anchored to the seabed and Floating Turbines Mounted on floating platforms.

### Main components of an Offshore Wind Energy Plant:

- 1. Rotor Blades:** Capture wind energy and convert it into rotational energy transmitted to the generator.
- 2. Nacelle:** Contains critical components like the gearbox and generator, converting mechanical energy into electrical energy.
- 3. Hub:** Connects the rotor blades to the main shaft, facilitating energy transfer to the generator.
- 4. Ascent:** Provides access to the nacelle via ladders or lifts for personnel and tool transport during maintenance.
- 5. Tower:** Elevates the nacelle and rotor blades to maximise wind capture.  
Transformer: Converts generated electricity to the appropriate voltage for transmission to the grid.
- 6. Monopile:** A large steel tube driven into the seabed, providing stability for fixed-bottom turbines.
- 7. Transition Piece:** Connects the monopile foundation to the tower, ensuring structural stability and alignment.
- 8. Pile:** Reinforced structures offering stability in deeper waters where additional support is needed.
- 9. Underwater Power Cables:** Transmits the generated electricity from the offshore wind tower generator to the offshore substation, and subsequently to the onshore grid. Refer to page 4 for the complete Electricity Supply Chain diagram.



## Key Tools /Equipment

- **Torquing & Bolting:** ([Bolt Tensioners](#)) Ensure precise tensioning of high-load connections like tower flanges for structural integrity. ([Torque Wrenches](#)) Ideal for smaller bolts like blade and yaw bolts, ensuring proper stress handling and smooth nacelle rotation for long-term performance. ([Hydraulic Low-Profile Torque Wrenches](#)) Essential for tight spaces, torquing tower flanges and nacelle bolts. ([Nut Splitters](#)) Remove stuck or corroded nuts on foundation or tower bolts when traditional methods fail.
- **Rebar Tools:** ([Rebar Cutters](#) & [Benders](#)) Used for shaping and cutting rebar in turbine foundations, essential for reinforcing concrete in challenging environments.
- **Low Pressure Hydraulic:** ([Tools](#)) Safer alternatives for cutting, drilling and breaking concrete, as well as angle grinders for surface preparation and repair on rotor blades.
- **Flange Tools:** ([Flange Aligners](#) & [Spreaders](#)) Align tower flanges during installation for stable connections vital to turbine reliability.
- **Bearing Tools:** ([Bearing Pullers](#)) Safely remove bearings from the rotor hub and nacelle components, ensuring proper functionality.
- **Underwater Tools:** ([Cable Cutter](#)) Specially designed for cutting power cables installed underwater, critical for maintaining offshore connections. ([Hydraulic Underwater Tools](#)) These robust tools are vital for various underwater tasks, including breaking, cutting, grinding and drilling.
- **Transition Piece:** ([Leveling Kit](#)) Ensures accurate leveling of the transition piece, essential for a stable connection between the monopile and tower.
- **System Accessories:** ([700 Bar Hydraulic](#)) Include hydraulic hoses, gauges and fittings.
- **Electrical Tools & Equipment:** Essential for cutting, crimping, pulling, pushing, and securely connecting power cables (please refer to page 4).

## Key Partners





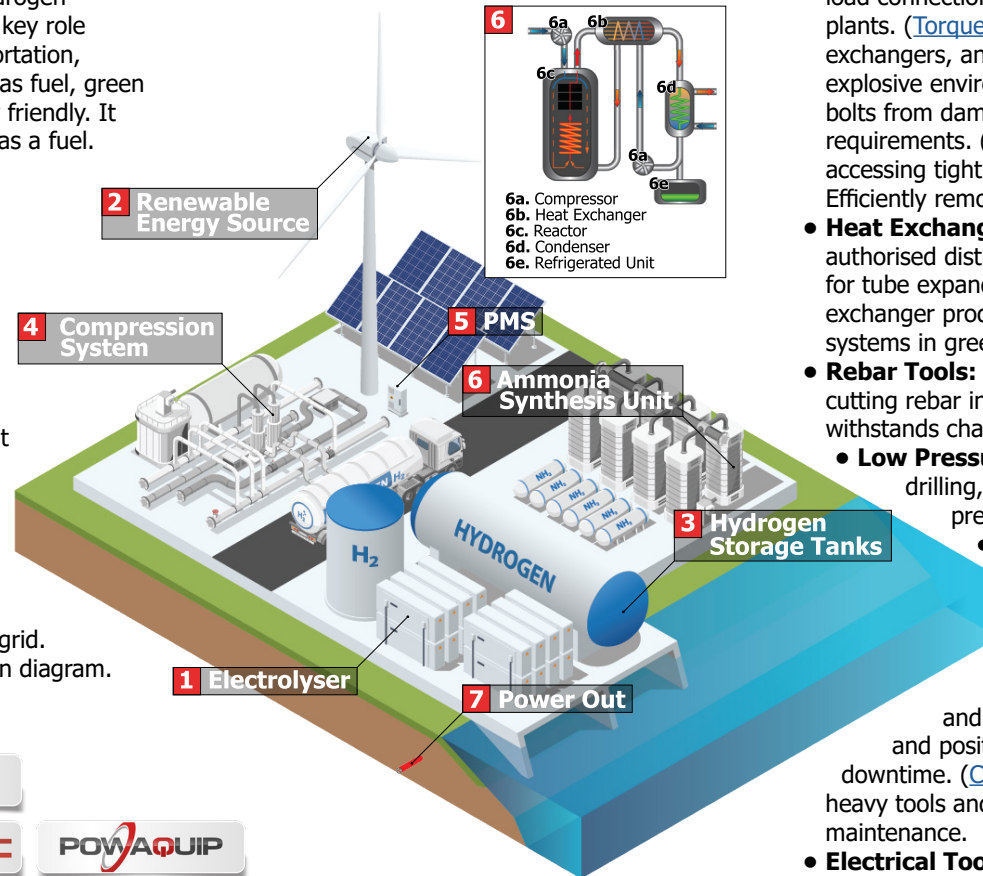
# Green Hydrogen Energy

## Overview

Green hydrogen is produced by using renewable energy sources like wind, solar, or hydropower to electrolyze water, creating hydrogen without carbon emissions. This clean energy source plays a key role in decarbonizing sectors such as heavy industry and transportation, offering a sustainable alternative to fossil fuels. When used as fuel, green hydrogen emits only water vapor, making it environmentally friendly. It can also be converted into ammonia for use in fertilizers or as a fuel.

### Main components of a Green Hydrogen Power Plant:

1. **Electrolyser:** Splits water into hydrogen and oxygen using renewable energy.
2. **Renewable Energy Source** (such as wind or solar): Powers the electrolyser.
3. **Hydrogen Storage Tanks:** Store the produced hydrogen for later use.
4. **Compression System:** Compresses hydrogen for storage or transport.
5. **Power Management System (PMS):** Ensures efficient operation by managing energy flow and storage.
6. **Ammonia Synthesis Unit** (Haber-Bosch Process): Converts hydrogen into ammonia using nitrogen under high pressure and temperature, a key step in producing ammonia for industrial applications or as a potential fuel source.
7. **Power Out:** Transmits the generated electricity to the grid. Refer to page 4 for the complete Electricity Supply Chain diagram.



## Key Partners

DIAMOND®

RIKEN

paoli

MAUS  
ITALIA

MARUZEN

DURAPAC

POWAQUIP

alkitronic

NexTORK

JUNG

HILMAN

JOYCE

## Key Tools / Equipment

- **Torquing & Bolting:** ([Bolt Tensioners](#)) Ensure precise tensioning of high-load connections to maintain structural integrity in green hydrogen power plants. ([Torque Wrenches](#)) Ideal for smaller bolted joints, flanges, heat exchangers, and similar applications. ([Paoli ATEX](#)) approved tooling for explosive environments. ([Bolt Protection Caps](#)) Protect exposed foundation bolts from damage, extending their lifespan and reducing maintenance requirements. ([Hydraulic Low-Profile Torque Wrenches](#)) Essential for accessing tight spaces in green hydrogen power plants. ([Nut Splitters](#)) Efficiently remove stuck or corroded nuts when traditional methods fail.
- **Heat Exchangers & Boiler Tools:** ([Maus Italia](#)) Specialised Force is the authorised distributor of Maus Italia in Australia, offering high-quality tools for tube expanding, pulling, cutting, and cleaning, as well as complete heat exchanger production machines. These tools are ideal for heat recovery systems in green hydrogen power plants.
- **Rebar Tools:** ([Rebar Cutters](#) & [Benders](#)) Essential for shaping and cutting rebar in hydrogen plant foundations, ensuring reinforced concrete withstands challenging environments.
- **Low Pressure Hydraulic:** ([Tools](#)) Safer alternatives for cutting, drilling, and breaking concrete, as well as angle grinders for surface preparation and component repair in hydrogen systems.
- **Flange Tools:** ([Flange Aligners](#) & [Spreaders](#)) Align flanges during the installation of piping and other components, ensuring stable connections critical to the reliability of green hydrogen infrastructure.
- **Heavy Load Lifting and Shifting:** ([Rollers and Skates](#)) Safely move large components during installation and maintenance. ([Hydraulic Cylinders](#), [Jacks](#) & [Winches](#)) Lift and position heavy components, improving efficiency and minimizing downtime. ([Capstan Winches](#) & [Pulling Accessories](#)) Safely transport heavy tools and components to critical locations during installation and maintenance.
- **Electrical Tools & Equipment:** Essential for cutting, crimping, pulling, pushing, and securely connecting power cables (please refer to page 4).

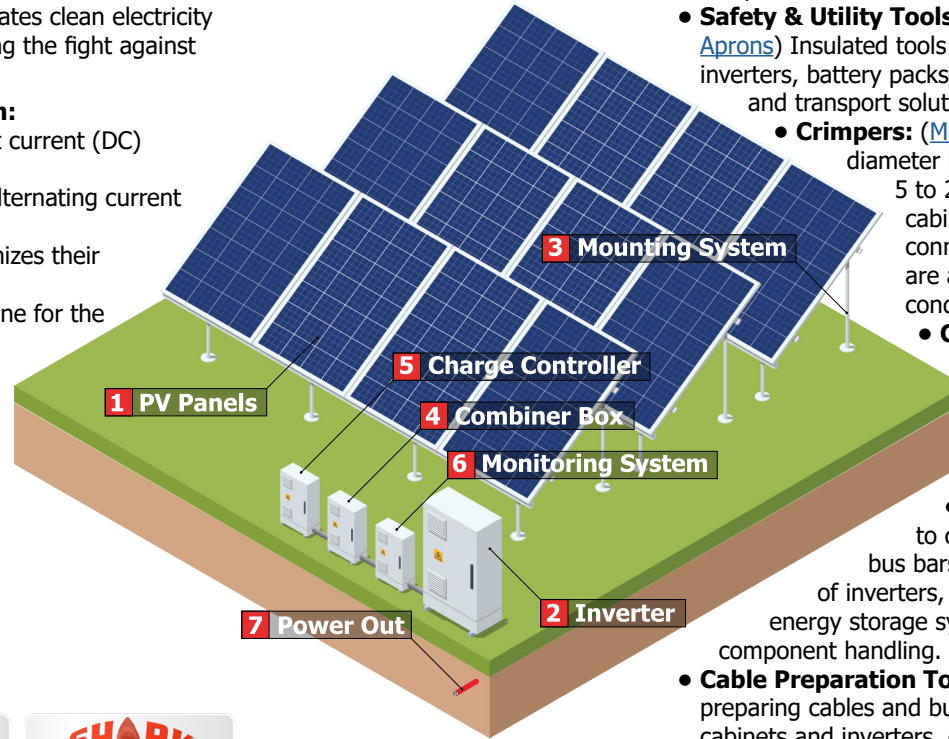
# Solar (PV) Energy

## Overview

Solar Photovoltaic (PV) plants generate electricity by converting sunlight into power through photovoltaic cells. These cells use semiconductor materials to absorb light photons and create an electric current. The main advantages of solar PV include its renewable nature and low environmental impact. It generates clean electricity without emissions, reducing greenhouse gases and supporting the fight against climate change.

### Main Components of a Solar Photovoltaic (PV) System:

1. **Photovoltaic (PV) Panels:** Convert sunlight into direct current (DC) electricity.
2. **Inverter:** Converts DC electricity from the panels into alternating current (AC) for use or grid transmission.
3. **Mounting System:** Holds PV panels securely and optimizes their position for sunlight exposure.
4. **Combiner Box:** Combines multiple panel outputs into one for the inverter.
5. **Charge Controller:** Regulates electricity flow to batteries, preventing overcharging (in storage systems).
6. **Monitoring System:** Tracks system performance, energy production and efficiency.
7. **Power Out:** Transmits the generated electricity to the grid. Refer to page 4 for the complete Electricity Supply Chain diagram.



## Key Partners



## Key Tools / Equipment

- **Mounting System:** ([Post Drivers](#)) For installing frames to support photovoltaic panels. ([Torque Wrenches](#)) Ideal for smaller bolts, like those in mounting system components.
- **Safety & Utility Tools:** ([Tree Trimming Kits](#), [Fiberglass Sticks](#), [Insulated Gloves](#), [Tool Aprons](#)) Insulated tools ensure worker safety during installation and maintenance of inverters, battery packs and energy management systems (EMS), along with storage and transport solutions for essential equipment.
- **Crimpers:** ([Manual](#), [Battery](#), [Hydraulic](#)) Suitable for crimping small to large diameter lugs, connectors and sleeves, with capacities ranging from 5 to 200 tonnes. Essential for use in inverters, power distribution cabinets and battery management systems (BMS), ensuring secure connections for cables and electrical components. Matching dies are available for lugs, tap-offs, aluminum cables, ACSR steel core conductors, ABC cables and wire ropes.
- **Cable Pulling Tools:** ([Pullers](#), [Pulling Accessories](#), [Lubricants](#), [Socks](#), [Pulling Eyes](#), & [Fiberglass Rodders](#)) Ideal for pulling cables through ducts and conduits during installation within inverters, battery packs and power distribution cabinets, ensuring the efficient routing of cables for power flow and connections.
- **Cutters:** ([Cable](#), [Hydraulic](#), [Battery](#), [Bolt](#), [Bus Bar](#)): Designed to cut through copper, aluminum, steel reinforced conductors and bus bars. These tools are critical for the installation and maintenance of inverters, battery packs and power distribution cabinets in a battery energy storage system (BESS), allowing clean cuts for efficient cable and component handling.
- **Cable Preparation Tools:** ([Strippers & Trimmers](#), [Punches - Bus Bar](#)) For preparing cables and bus bars for termination and connection in power distribution cabinets and inverters, ensuring clean, precise cuts for optimal connectivity.
- **Pump:** ([Battery Hydraulic](#) / [Electric Hydraulic](#) / [Hydraulic](#)) Used to operate hydraulic tools during the installation or maintenance of heavy inverter and battery pack components.
- **Conduit:** ([Benders](#)) Steel conduit bending machinery available in manual, electric, digital electric and hydraulic.



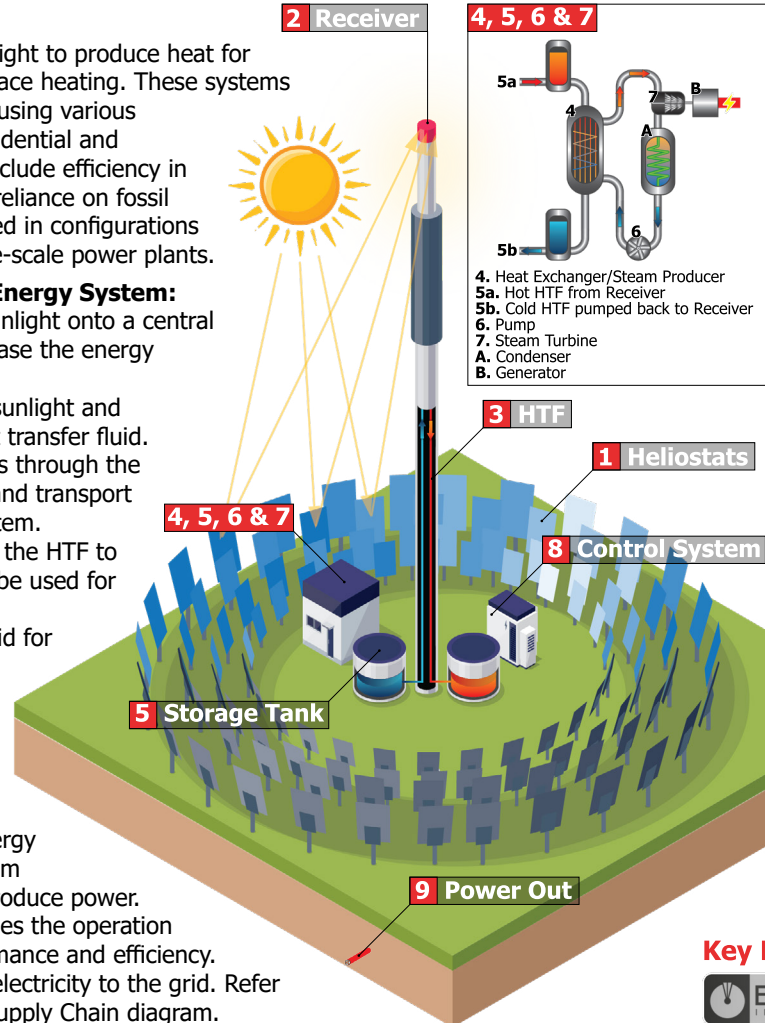
# Solar Thermal Energy

## Overview

Solar Thermal Energy systems harness sunlight to produce heat for electricity generation, heating water and space heating. These systems convert solar radiation into thermal energy using various technologies, making them effective for residential and commercial use. The primary advantages include efficiency in converting sunlight into heat and reducing reliance on fossil fuels. Solar thermal systems can be deployed in configurations ranging from small domestic setups to large-scale power plants.

### Main Components of a Solar Thermal Energy System:

- Heliostats:** Reflect and concentrate sunlight onto a central receiver, typically using mirrors to increase the energy density for efficient heat absorption.
- Receiver:** Captures the concentrated sunlight and transfers the absorbed heat to the heat transfer fluid.
- Heat Transfer Fluid (HTF):** Circulates through the collectors and receiver to absorb heat and transport it to the heat exchanger or storage system.
- Heat Exchanger:** Transfers heat from the HTF to water or another fluid, which can then be used for heating or further processing.
- Storage Tank:** Stores hot water or fluid for later use, ensuring a continuous supply of thermal energy even when sunlight is not available.
- Pump:** Circulates the heat transfer fluid between the collectors, receiver, heat exchanger and storage tank.
- Steam Turbine:** Converts thermal energy into mechanical energy using steam from heated water to run a generator and produce power.
- Control System:** Monitors and manages the operation of the system, ensuring optimal performance and efficiency.
- Power Out:** Transmits the generated electricity to the grid. Refer to page 4 for the complete Electricity Supply Chain diagram.



## Key Tools /Equipment

- **Torquing & Bolting:** ([Bolt Tensioners](#)) Ensure precise tensioning of high-load connections to maintain structural integrity in solar thermal power plants. ([Torque Wrenches](#)) Ideal for smaller bolted joints, flanges, heat exchangers, and similar applications. ([Bolt Protection Caps](#)) Protect exposed foundation bolts from damage, extending their lifespan and reducing maintenance requirements. ([Hydraulic Low-Profile Torque Wrenches](#)) Essential for accessing tight spaces in solar thermal systems. ([Nut Splitters](#)) Efficiently remove stuck or corroded nuts when traditional methods fail.
- **Heat Exchangers & Boiler Tools:** ([Maus Italia](#)) Specialised Force is the authorised distributor of Maus Italia in Australia, offering high-quality tools for tube expanding, pulling, cutting, and cleaning, as well as complete heat exchanger production machines. These tools are ideal for solar thermal heat recovery systems.
- **Rebar Tools:** ([Rebar Cutters & Benders](#)) Used for shaping and cutting rebar in solar plant foundations, ensuring reinforced concrete withstands challenging environments.
- **Low Pressure Hydraulic:** ([Tools](#)) Safer alternatives for cutting, drilling, and breaking concrete, as well as angle grinders for surface preparation and component repair in solar thermal systems.
- **Bearing Tools:** ([Bearing Pullers](#)) Safely remove bearings from steam turbines or generators used in solar thermal plants.
- **Flange Tools:** ([Flange Aligners & Spreaders](#)) Align flanges during the installation of piping and components to ensure stable connections critical to solar infrastructure reliability.
- **Solar Tracking:** ([Joyce Solar Actuators](#)) Designed to precisely position smaller solar tracking equipment for improved efficiency.
- **Heavy Load Lifting and Shifting:** ([Rollers and Skates](#)) Safely move large components during installation and maintenance. ([Hydraulic Cylinders, Jacks & Winches](#)) Lift and position heavy components, improving efficiency and minimizing downtime. ([Capstan Winches & Pulling Accessories](#)) Safely transport heavy components to critical locations.
- **Electrical Tools & Equipment:** Essential for cutting, crimping, pulling, pushing, and securely connecting power cables (please refer to page 4).

### Key Partners



# Bioenergy

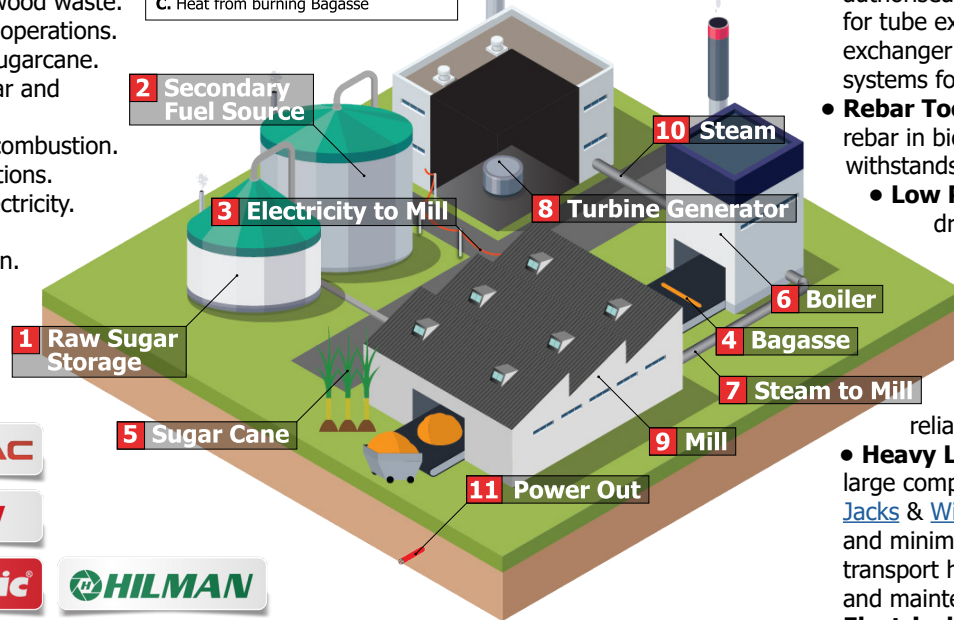
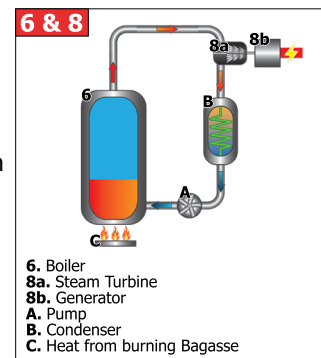
## Overview

Bioenergy power plants are essential to renewable energy, converting organic materials like agricultural residues, wood waste and energy crops into electricity and heat. Using processes like combustion, anaerobic digestion and gasification, they transform biomass into energy. In Australia, bagasse (fibrous sugarcane residue) is a common fuel source. One of the largest cogeneration plants, Rocky Point-3 in Queensland, supplies electricity to the Rocky Point Sugar Mill and exports surplus power to the grid.

### Main Components of a Bioenergy Power Plant:

1. **Raw Sugar Storage:** Stores the sugar produced in the mill.
2. **Secondary Fuel Source:** Supplementary fuels like wood waste.
3. **Electricity to Mill:** Supplies power to the sugar mill operations.
4. **Bagasse:** The main biomass material derived from sugarcane.
5. **Sugar Cane:** Raw material processed to extract sugar and bagasse.
6. **Boiler:** Converts water into steam through biomass combustion.
7. **Steam to Mill:** Supplies steam to support mill operations.
8. **Turbine Generator:** Converts steam energy into electricity.
9. **Mill:** Processes sugar cane into sugar and bagasse.
10. **Steam:** Generated by the boiler for energy production.
11. **Power Out:** Transmits the generated electricity to the grid. Refer to page 4 for the complete Electricity Supply Chain diagram.

### Key Partners



## Key Tools / Equipment

- **Torquing & Bolting:** ([Bolt Tensioners](#)) Ensure precise tensioning of high-load connections to maintain structural integrity in bioenergy power plants. ([Torque Wrenches](#)) Ideal for smaller bolted joints, flanges, heat exchangers, and similar applications. ([Bolt Protection Caps](#)) Protect exposed foundation bolts from damage, extending their lifespan and reducing maintenance requirements. ([Hydraulic Low-Profile Torque Wrenches](#)) Essential for accessing tight spaces in bioenergy systems. ([Nut Splitters](#)) Efficiently remove stuck or corroded nuts when traditional methods fail. ([Paoli ATEX](#)) approved tooling for explosive environments.
- **Heat Exchangers & Boiler Tools:** ([Maus Italia](#)) Specialised Force is the authorised distributor of Maus Italia in Australia, offering high-quality tools for tube expanding, pulling, cutting, and cleaning, as well as complete heat exchanger production machines. These products excel in heat recovery systems for bioenergy power plants.
- **Rebar Tools:** ([Rebar Cutters](#) & [Benders](#)) Used for shaping and cutting rebar in bioenergy plant foundations, ensuring reinforced concrete withstands challenging environments.
  - **Low Pressure Hydraulic:** ([Tools](#)) Safer alternatives for cutting, drilling, and breaking concrete, as well as angle grinders for surface preparation and component repair in bioenergy systems.
  - **Bearing Tools:** ([Bearing Pullers](#)) Safely remove bearings from steam turbines or generators used in bioenergy power plants.
  - **Flange Tools:** ([Flange Aligners](#) & [Spreaders](#)) Align flanges during installation, ensuring stable connections critical to the reliability of bioenergy infrastructure.
- **Heavy Load Lifting and Shifting:** ([Rollers and Skates](#)) Safely move large components during installation and maintenance. ([Hydraulic Cylinders](#), [Jacks](#) & [Winches](#)) Lift and position heavy components, improving efficiency and minimizing downtime. ([Capstan Winches](#) & [Pulling Accessories](#)) Safely transport heavy tools and components to critical locations during installation and maintenance.
- **Electrical Tools & Equipment:** Essential for cutting, crimping, pulling, pushing, and securely connecting power cables (please refer to page 4).



# Marine Energy

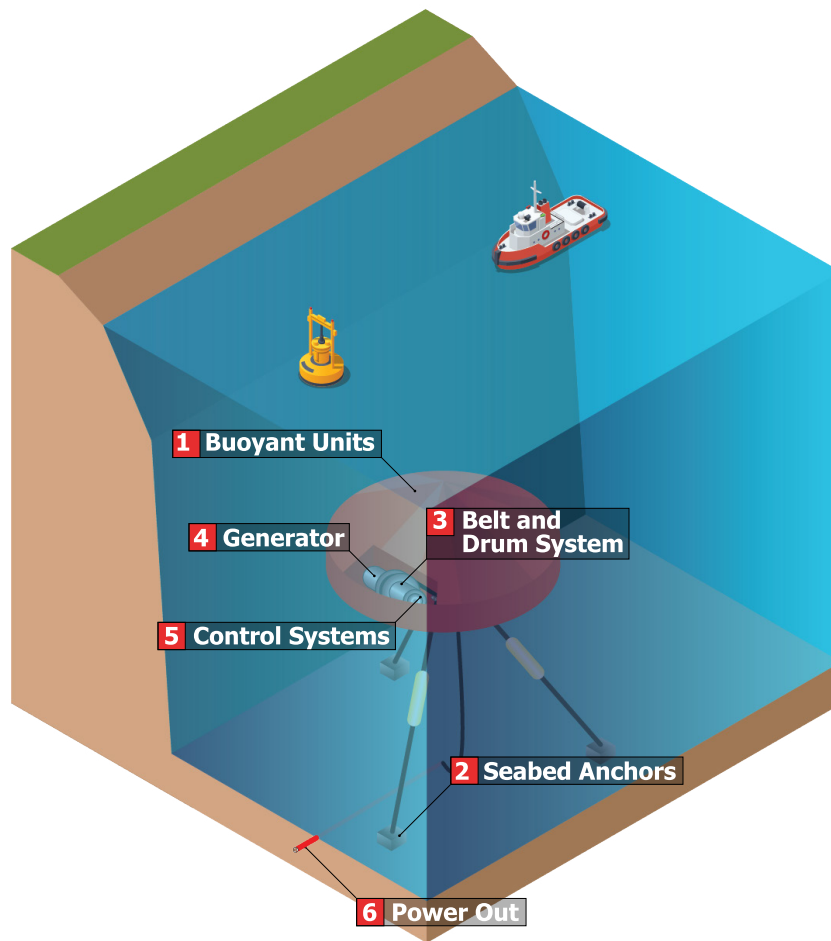

## Overview

Marine energy technologies, like Carnegie Clean Energy's CETO 6 system, harness the circular motion of ocean waves to produce renewable energy. CETO 6 tracks and captures this wave movement using buoyant units anchored to the seabed. As the waves drive these units, a belt system connected to spinning drums activates an onboard generator, converting the kinetic energy from each wave directly into electricity.

### Main Components of Marine Energy System:

1. **Buoyant Units:** Track and capture the circular motion of waves, translating it into rotational energy.
2. **Seabed Anchors:** Secure the buoyant units to the ocean floor, maintaining stability and alignment with wave motion.
3. **Belt and Drum System:** Transmits the wave-driven motion to the onboard generator.
4. **Generator:** Converts the rotational energy produced by the belt and drum system directly into electricity.
5. **Control Systems:** Monitor and optimize system performance for efficient energy generation and reliability.
6. **Power Out:** Transmits the generated electricity to the grid. Refer to page 4 for the complete Electricity Supply Chain diagram.

### Key Partners



## Key Tools / Equipment

- **Underwater Tools:** ([Cable Cutter](#)) Specially designed for cutting power cables installed underwater, ensuring the integrity of offshore connections. ([Hydraulic Underwater Tools](#)) Robust tools essential for various underwater tasks, including breaking, cutting, grinding, and drilling.
- **Rebar Tools:** ([Rebar Cutters](#) & [Benders](#)) Used for shaping and cutting rebar to reinforce concrete structures in challenging marine environments.
- **Low Pressure Hydraulic:** ([Tools](#)) Safer alternatives for cutting, drilling, and breaking concrete, along with angle grinders for surface preparation and repairs.
- **Heavy Load Lifting and Shifting:** ([Rollers and Skates](#)) Safely move large components during installation and maintenance. ([Hydraulic Cylinders](#), [Jacks](#) & [Winches](#)) Lift and position heavy components, improving efficiency and reducing downtime. ([Capstan Winches](#) & [Pulling Accessories](#)) Safely transport heavy tools and components to critical locations during installation and maintenance.
- **Cutters:** ([Cable](#), [Hydraulic](#), [Battery](#), [Bolt](#), [Bus Bar](#)) Designed to cut through copper, aluminum, steel-reinforced conductors, and bus bars with precision.
- **Cable Preparation Tools:** ([Strippers & Trimmers](#), [Punches - Bus Bar](#)) Prepare cables and bus bars for termination and connection in power distribution cabinets and inverters, ensuring clean, precise cuts for optimal connectivity.
- **Pump:** ([Battery Hydraulic](#) / [Electric Hydraulic](#) / [Hydraulic](#)) Used to operate hydraulic tools during installation or maintenance of marine energy systems.
- **System Accessories:** ([700 Bar Hydraulic](#)) Include hydraulic hoses, gauges and fittings.
- **Electrical Tools & Equipment:** Essential for cutting, crimping, pulling, pushing, and securely connecting power cables (please refer to page 4).

# Battery Energy Storage

## Overview

A Battery Energy Storage System (BESS) stores excess energy during peak production periods, such as from a solar PV plant, and releases it when needed, typically during peak load times. This process, known as Energy Time Shift (or Peak Load Shaving), helps balance supply and demand on the grid. The BESS automatically charges during solar generation hours and discharges during peak periods or based on grid operator requirements. An Energy Management System (EMS) optimises the charging and discharging process for maximum efficiency and grid stability.

### Main components of a BESS:

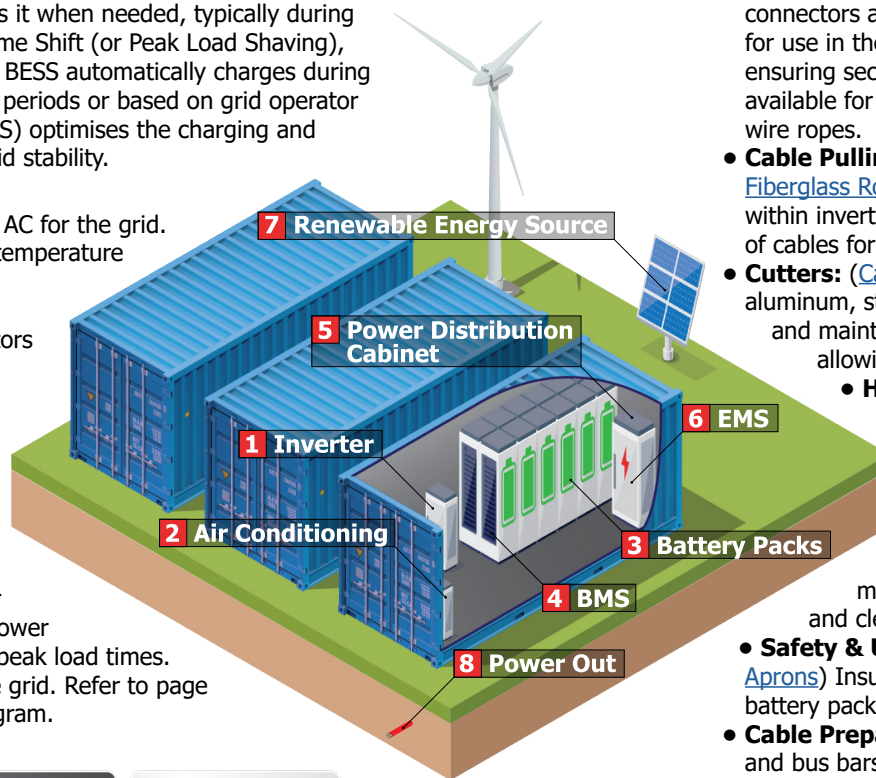
1. **Inverter:** Converts DC from the batteries into AC for the grid.
2. **Air Conditioning (HVAC):** Maintains optimal temperature for system efficiency.
3. **Battery Packs:** Store electrical energy.
4. **Battery Management System (BMS):** Monitors and manages the health and safety of battery packs.
5. **Power Distribution Cabinet:** Manages power flow to and from the grid.
6. **Energy Management System (EMS):** Oversees and optimizes the operation of the entire system, ensuring efficient energy storage and release based on grid needs.
7. **Renewable Energy Source** (such as wind or solar): Charges the battery packs during low power consumption periods, releasing energy during peak load times.
8. **Power Out:** Transmits stored electricity to the grid. Refer to page 4 for the complete Electricity Supply Chain diagram.

### Key Partners



## Key Tools / Equipment

- **Crimpers:** ([Manual](#), [Battery](#), [Hydraulic](#)) Suitable for crimping small to large diameter lugs, connectors and sleeves, with capacities ranging from 5 to 200 tonnes. These are essential for use in the inverter, power distribution cabinet and battery management system (BMS), ensuring secure connections for cables and electrical components. Matching dies are available for lugs, tap-offs, aluminum cables, ACSR steel core conductors, ABC cables and wire ropes.
- **Cable Pulling Tools:** ([Pullers](#), [Pulling Accessories](#), [Lubricants](#), [Socks](#), [Pulling Eyes](#), & [Fiberglass Rodders](#)) Ideal for pulling cables through ducts and conduits during installation within inverters, battery packs and power distribution cabinets, ensuring the efficient routing of cables for power flow and connections.
- **Cutters:** ([Cable](#), [Hydraulic](#), [Battery](#), [Bolt](#), [Bus Bar](#)) Designed to cut through copper, aluminum, steel-reinforced conductors and bus bars. These tools are critical for installation and maintenance of inverters, battery packs and power distribution cabinets in a BESS, allowing clean cuts for efficient cable and component handling.
- **Heavy Load Lifting and Shifting:** ([Capstan](#), [Tirfor](#)), ([Heavy Duty Rollers and Skates](#), [Cylinders](#) & [Jacks](#)) Used for lifting and positioning heavy components or pulling cables during installation and maintenance of battery packs and power distribution cabinets, ensuring safe and precise handling of large or bulky parts.
- **Hydraulic Tools:** ([Breakers](#), [Drills](#), [Pullers](#), [Punches](#), [Chainsaws](#)) Tools for breaking, drilling, lifting, pulling, punching and cutting in constructing and maintaining foundations and surrounding areas of a BESS, ensuring a solid base and clear access for installation and maintenance activities.
- **Safety & Utility Tools:** ([Tree Trimming Kits](#), [Fiberglass Sticks](#), [Insulated Gloves](#), [Tool Aprons](#)) Insulated tools for worker safety during installation and maintenance of inverters, battery packs and EMS, along with storage and transport solutions for essential equipment.
- **Cable Preparation Tools:** ([Strippers & Trimmers](#), [Punches - Bus Bar](#)) For preparing cables and bus bars for termination and connection in power distribution cabinets and inverters, ensuring clean, precise cuts for optimal connectivity.
- **Pump:** ([Battery Hydraulic](#) / [Electric Hydraulic](#) / [Hydraulic](#)) Used to operate hydraulic tools during the installation or maintenance of heavy inverter and battery pack components in a BESS.
- **Conduit:** ([Benders](#)) Steel conduit bending machinery available in manual, electric, digital electric and hydraulic.





# Pumped Hydro Energy

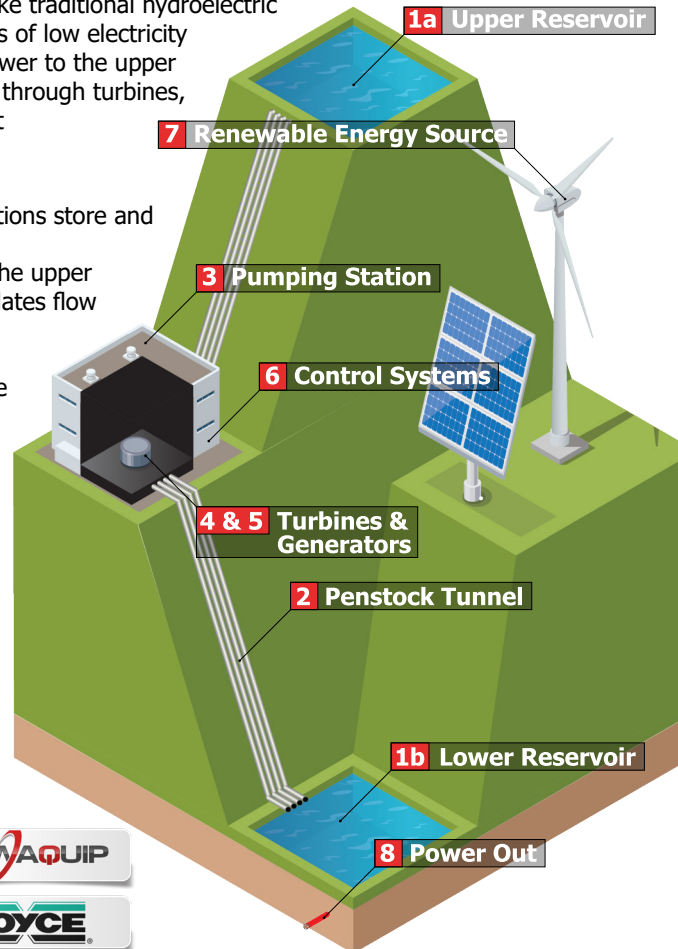
## Overview

Pumped hydro energy storage (PHES) plants are essential in the renewable energy sector, providing large-scale energy storage to enhance grid stability and reliability. Unlike traditional hydroelectric plants, PHES uses two reservoirs at different elevations. During periods of low electricity demand or excess renewable generation, water is pumped from the lower to the upper reservoir. When demand rises, water flows back to the lower reservoir through turbines, generating electricity. This process allows PHES to balance intermittent energy sources like wind and solar.

### Main Components of Pumped Hydro Power Plant:

- 1. Upper and Lower Reservoirs:** Two reservoirs at different elevations store and release water to generate electricity.
- 2. Penstock Tunnel:** A critical channel that transports water from the upper reservoir to the turbines in the lower reservoir. The penstock regulates flow rate and pressure, optimizing turbine performance.
- 3. Pumping Station:** Pumps water from the lower reservoir to the upper reservoir during low demand or periods of excess renewable generation.
- 4. Turbines:** Convert the potential energy of falling water into electricity as stored water is released.
- 5. Generators:** Work in tandem with turbines to produce electricity from the kinetic energy of flowing water.
- 6. Control Systems:** Monitor and manage PHES plant operations, ensuring efficient response to grid demand changes.
- 7. Renewable Energy Source** (such as wind or solar): Powers the pumping station.
- 8. Power Out:** Transmits the generated electricity to the grid. Refer to page 4 for the complete Electricity Supply Chain diagram.

### Key Partners



## Key Tools / Equipment

- Underwater Tools:** ([Cable Cutter](#)) Specially designed for cutting power cables installed underwater, critical for maintaining connections in pumped hydro systems. ([Hydraulic Underwater Tools](#)) Robust tools essential for various underwater tasks, including breaking, cutting, grinding, and drilling.
- Torquing & Bolting:** ([Bolt Tensioners](#)) Ensure precise tensioning of high-load connections to maintain structural integrity in pumped hydro power plants. ([Torque Wrenches](#)) Ideal for smaller bolted joints in various components. ([Bolt Protection Caps](#)) Protect exposed foundation bolts from damage, extending lifespan and reducing maintenance. ([Hydraulic Low-Profile Torque Wrenches](#)) Essential for tight spaces, torquing flanges, and components in pumped hydro systems. ([Nut Splitters](#)) Remove stuck or corroded nuts when traditional methods fail.
- Rebar Tools:** ([Rebar Cutters](#) & [Benders](#)) Used for shaping and cutting rebar in pumped hydro foundations, essential for reinforcing concrete in challenging environments.
- Low Pressure Hydraulic:** ([Tools](#)) Safer alternatives for cutting, drilling, and breaking concrete, as well as angle grinders for surface preparation and repair on components in pumped hydro systems.
- Bearing Tools:** ([Bearing Pullers](#)) Safely remove bearings from generators.
- Flange Tools:** ([Flange Aligners](#) & [Spreaders](#)) Align flanges during installation for stable connections vital to the reliability of pumped hydro infrastructure.
- Heavy Load Lifting and Shifting:** ([Rollers and Skates](#)) Move large components safely during installation and maintenance. ([Hydraulic Cylinders, Jacks](#) & [Winches](#)) Lift and position large components, improving efficiency and reducing downtime. ([Capstan Winches](#) & [Pulling Accessories](#)) Safely transport heavy tools and components to critical locations during installation and maintenance.
- Mounting System:** ([Post Drivers](#)) Used for installing frames to support structural components in pumped hydro setups.
- Electrical Tools & Equipment:** Essential for cutting, crimping, pulling, pushing, and securely connecting power cables (please refer to page 4).

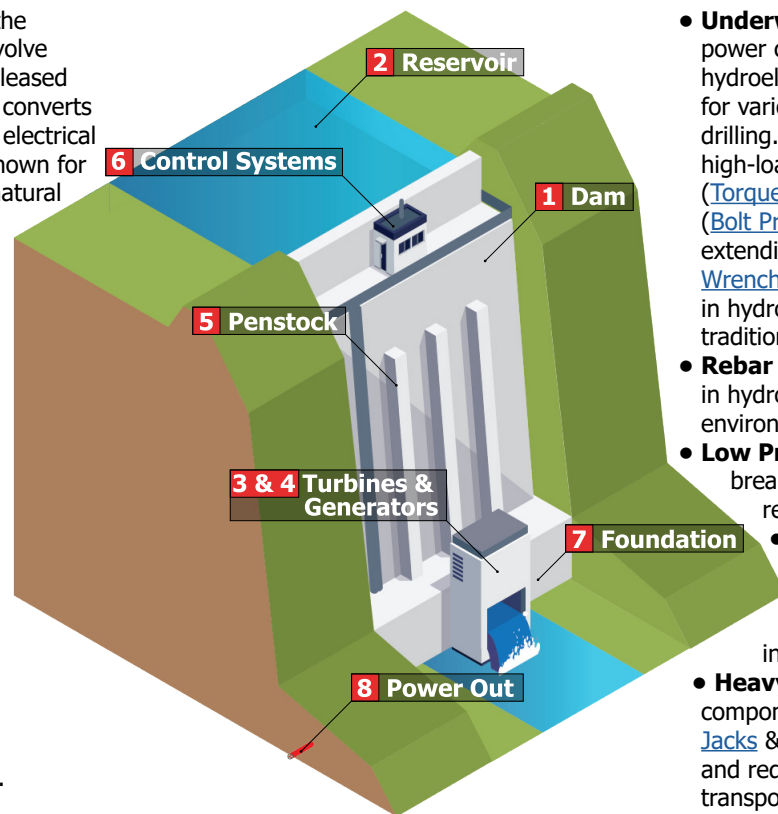
# Hydro Energy

## Overview

Traditional hydroelectric power plants generate electricity by utilizing the gravitational force of falling or flowing water. These plants typically involve constructing a dam to create a reservoir, where water is stored and released to flow through turbines. As the water passes through the turbines, it converts kinetic energy into mechanical energy, which is then transformed into electrical energy. Hydropower is a well-established renewable energy source, known for its reliability and ability to provide consistent electricity. It harnesses natural water cycles, making it a crucial component of many energy grids worldwide.

### Main Components of Traditional Hydro Power Plants:

1. **Dam:** A structure that impounds water to create a reservoir, controlling flow and storage.
  2. **Reservoir:** A large body of water stored behind the dam, providing the potential energy needed for power generation.
  3. **Turbines:** Devices that convert the energy of flowing water into mechanical energy. When water flows through the turbines, it causes them to spin, generating electricity.
  4. **Generators:** Convert mechanical energy from the turbines into electrical energy, which is then transmitted to the power grid.
  5. **Penstock:** A large pipe that directs water from the reservoir to the turbines, controlling flow rate and pressure.
  6. **Control Systems:** Manage the operation of the plant, ensuring optimal performance and efficiency.
  7. **Foundation:** Provides structural support for the dam and other components, ensuring stability and safety.
  8. **Power Out:** Transmits the generated electricity to the grid.
- Refer to page 4 for the complete Electricity Supply Chain diagram.



## Key Tools / Equipment

- **Underwater Tools:** ([Cable Cutter](#)) Specially designed for cutting power cables installed underwater, critical for maintaining connections in hydroelectric systems. ([Hydraulic Underwater Tools](#)) Robust tools essential for various underwater tasks, including breaking, cutting, grinding, and drilling. **Torquing & Bolting:** ([Bolt Tensioners](#)) Ensure precise tensioning of high-load connections to maintain structural integrity in hydro power plants. ([Torque Wrenches](#)) Ideal for smaller bolted joints in various components. ([Bolt Protection Caps](#)) Protect exposed foundation bolts from damage, extending lifespan and reducing maintenance. ([Hydraulic Low-Profile Torque Wrenches](#)) Essential for tight spaces, torquing flanges, and components in hydro systems. ([Nut Splitters](#)) Remove stuck or corroded nuts when traditional methods fail.
- **Rebar Tools:** ([Rebar Cutters](#) & [Benders](#)) Used for shaping and cutting rebar in hydro plant foundations, essential for reinforcing concrete in challenging environments.
- **Low Pressure Hydraulic:** ([Tools](#)) Safer alternatives for cutting, drilling, and breaking concrete, as well as angle grinders for surface preparation and repair on plant components.
- **Bearing Tools:** ([Bearing Pullers](#)) Safely remove bearings from turbines or generators.
- **Flange Tools:** ([Flange Aligners](#) & [Spreaders](#)) Align flanges during installation for stable connections, crucial to the reliability of hydro infrastructure.
- **Heavy Load Lifting and Shifting:** ([Rollers and Skates](#)) Move large components safely during installation and maintenance. ([Hydraulic Cylinders](#), [Jacks](#) & [Winches](#)) Lift and position large components, improving efficiency and reducing downtime. ([Capstan Winches](#) & [Pulling Accessories](#)) Safely transport heavy tools and components to critical locations during installation and maintenance.
- **System Accessories:** ([700 Bar Hydraulic](#)) Include hydraulic hoses, gauges and fittings.
- **Electrical Tools & Equipment:** Essential for cutting, crimping, pulling, pushing, and securely connecting power cables (please refer to page 4).

## Key Partners





# Geothermal Energy

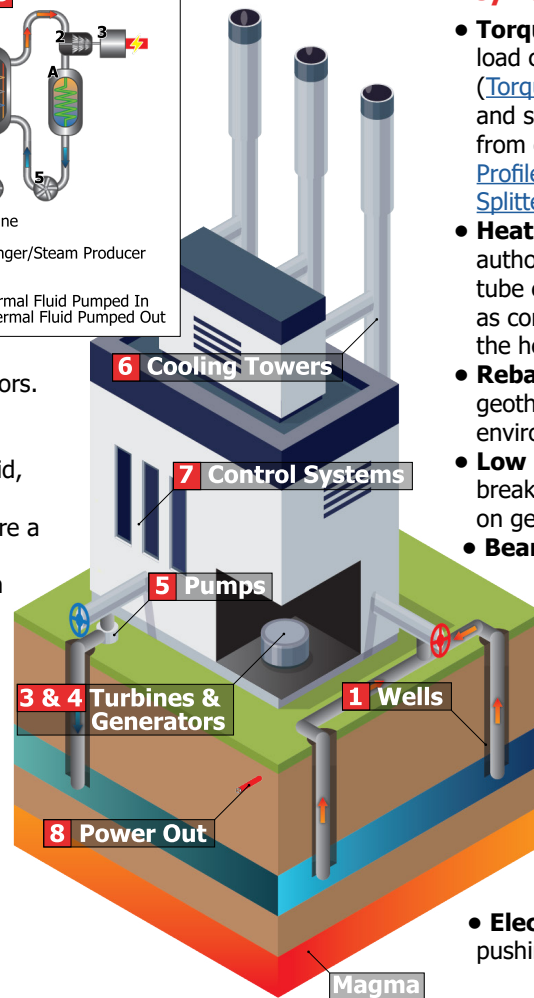
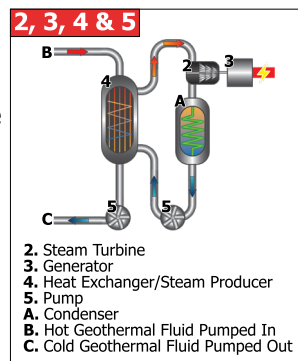
## Overview

Geothermal energy plants are essential to the renewable energy landscape, harnessing the Earth's natural heat to generate electricity and provide direct heating solutions. By tapping into geothermal reservoirs located beneath the Earth's surface, these plants deliver a sustainable and reliable energy source with a minimal carbon footprint. Geothermal energy is produced by drilling wells into hot rock formations to access steam or hot water, which drives turbines connected to electricity generators.

### Main Components of Geothermal Energy Plant:

- 1. Wells:** Drilled into hot rock formations, these wells access steam or hot water from geothermal reservoirs, which is essential for power generation.
- 2. Turbines:** Driven by steam or hot water, turbines convert thermal energy into mechanical energy, which is then transformed into electricity by generators.
- 3. Generators:** Connected to turbines, generators convert mechanical energy into electrical energy, contributing to the power supply.
- 4. Heat Exchangers:** Used to transfer heat from geothermal fluids to a secondary fluid, heat exchangers enhance efficiency and facilitate direct heating applications.
- 5. Pumps:** Essential for circulating geothermal fluids through the system, pumps ensure a continuous flow of energy.
- 6. Cooling Towers:** These structures cool the geothermal fluids after passing through the turbines, allowing for the condensation of steam and efficient reuse of water.
- 7. Control Systems:** Automated systems that monitor and manage plant operations, optimizing efficiency and safety.
- 8. Power Out:** Transmits the generated electricity to the grid.  
Refer to page 4 for the complete Electricity Supply Chain diagram.

### Key Partners



## Key Tools / Equipment

- Torquing & Bolting:** ([Bolt Tensioners](#)) Ensure precise tensioning of high-load connections to maintain structural integrity in geothermal power plants. ([Torque Wrenches](#)) Ideal for smaller bolted joints, flanges, heat exchangers, and similar applications. ([Bolt Protection Caps](#)) Protect exposed foundation bolts from damage, extending lifespan and reducing maintenance. ([Hydraulic Low-Profile Torque Wrenches](#)) Essential for tight spaces in geothermal systems. ([Nut Splitters](#)) Remove stuck or corroded nuts when traditional methods fail.
- Heat Exchangers & Boiler Tools:** ([Maus Italia](#)) Specialised Force is the authorised distributor of Maus Italia in Australia, providing a range of quality tube expanding, tube pulling, tube cutting, and tube cleaning products, as well as complete heat exchanger production machines. These products are critical in the heat recovery systems of geothermal energy plants.
- Rebar Tools:** ([Rebar Cutters](#) & [Benders](#)) Used for shaping and cutting rebar in geothermal plant foundations, essential for reinforcing concrete in challenging environments.
- Low Pressure Hydraulic:** ([Tools](#)) Safer alternatives for cutting, drilling, and breaking concrete, as well as angle grinders for surface preparation and repair on geothermal plant components.
- Bearing Tools:** ([Bearing Pullers](#)) Safely remove bearings from geothermal turbines or other rotating machinery.
- Flange Tools:** ([Flange Aligners](#) & [Spreaders](#)) Align flanges during installation to create stable connections, vital for the reliability of geothermal infrastructure.
- Heavy Load Lifting and Shifting:** ([Rollers and Skates](#)) Move large components during installation and maintenance. ([Hydraulic Cylinders, Jacks & Winches](#)) Lift and position large components, improving efficiency and reducing downtime. ([Capstan Winches & Pulling Accessories](#)) Safely transport heavy tools and components to critical locations during installation and maintenance.
- System Accessories:** ([700 Bar Hydraulic](#)) Include hydraulic hoses, gauges and fittings.
- Electrical Tools & Equipment:** Essential for cutting, crimping, pulling, pushing, and securely connecting power cables (please refer to page 4).

# Waste to Energy

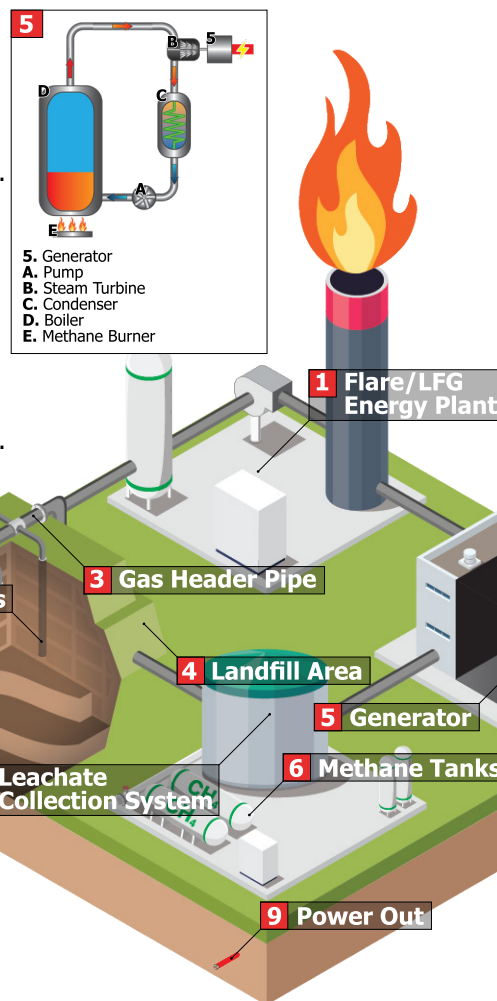
## Overview

Energy from Waste (EfW) technology is a sustainable, government-endorsed solution for waste management and renewable energy, converting municipal and industrial waste into electricity. Key methods include incineration, which burns waste to produce steam and drive turbines and Landfill Gas (LFG) recovery, where methane from waste decomposition generates electricity or is stored for distribution. In Australia, LFG-based plants like Veolia's Tarago facility are widely used.

### Main Components of a Landfill Power Plant:

- 1. Flare/LFG Energy Plant:** Equipped with a blower, filter and knockout pot, this unit captures, cleans and compresses landfill gas to ensure safe use.
- 2. Leachate Collection System:** Collects and treats liquid byproducts from waste decomposition, protecting groundwater from contamination.
- 3. Gas Header Pipe:** Transports landfill gas from waste cells to the processing plant for conversion.
- 4. Landfill Area:** The designated space where waste decomposes, producing gas.
- 5. Generator:** Converts processed landfill gas into electricity for distribution.
- 6. Methane Tanks:** Stores surplus methane for controlled release or transfer to external networks.
- 7. Gas Wells:** Installed within waste cells to capture gas directly from decomposing waste.
- 8. Waste Cells:** Sections within the landfill where waste is managed to optimize gas production and collection.
- 9. Power Out:** Transmits the generated electricity to the grid. Refer to page 4 for the complete Electricity Supply Chain diagram.

## Key Partners



## Key Tools / Equipment

- **Torquing & Bolting:** ([Bolt Tensioners](#)) Ensure precise tensioning of high-load connections to maintain structural integrity in energy-from-waste power plants. ([Torque Wrenches](#)) Ideal for smaller bolted joints, flanges, heat exchangers, and similar applications. ([Paoli ATEX](#)) approved tooling for explosive environments. ([Bolt Protection Caps](#)) Protect exposed foundation bolts from damage, extending lifespan and reducing maintenance. ([Hydraulic Low-Profile Torque Wrenches](#)) Essential for tight spaces in energy-from-waste systems. ([Nut Splitters](#)) Remove stuck or corroded nuts when traditional methods fail.
- **Heat Exchangers & Boiler Tools:** ([Maus Italia](#)) Specialised Force is the authorised distributor of Maus Italia in Australia, providing a range of quality tube expanding, tube pulling, tube cutting, and tube cleaning products, as well as complete heat exchanger production machines. These products excel in heat recovery systems in waste-to-energy power plants.
- **Rebar Tools:** ([Rebar Cutters](#) & [Benders](#)) Used for shaping and cutting rebar in energy-from-waste plant foundations, essential for reinforcing concrete in challenging environments.
- **Low Pressure Hydraulic:** ([Tools](#)) Safer alternatives for cutting, drilling, and breaking concrete, as well as angle grinders for surface preparation and repair on components in energy-from-waste plants.
- **Bearing Tools:** ([Bearing Pullers](#)) Safely remove bearings from steam turbines or generators.
- **Flange Tools:** ([Flange Aligners](#) & [Spreaders](#)) Align flanges during installation for stable connections vital to the reliability of energy-from-waste infrastructure.
- **Heavy Load Lifting and Shifting:** ([Rollers and Skates](#)) Move large components safely during installation and maintenance. ([Hydraulic Cylinders](#), [Jacks](#) & [Winches](#)) Lift and position large components, improving efficiency and reducing downtime. ([Capstan Winches](#) & [Pulling Accessories](#)) Safely transport heavy tools and components to critical locations during installation and maintenance.
- **Electrical Tools & Equipment:** Essential for cutting, crimping, pulling, pushing, and securely connecting power cables (please refer to page 4).





**Equipment  
Service/Repair**



**Calibration  
Capability**



**Installation &  
Commissioning**





**Spare Parts  
Stock**



**Testing/Tagging  
Capability**

## Service and Solutions You Can Trust

- National Network of fully equipped Workshops
- After Sales Service / Repair / Maintenance support for the Product Brands we offer along with alternative Brands
- Customer Site and Workshop based Test/Tag, Calibration & Audit Capabilities
- Product Application/Solution Technical support
- Tailored Asset Management Programs & Service
- Development of Customised Equipment/Asset Registers
- Training & Development of Personnel in the Safe and Compliant use of typical Products within our range








## One Stop Workshop for Calibrating & Testing Precision Measuring Equipment

- Depth Micrometers
- Dial Indicator (Plunger)
- Dial Indicator (Lever)
- Gauge Blocks
- Height Micrometers
- Inside Micrometers
- Micrometer heads
- Outside Micrometers
- Riser blocks
- Vernier Calipers
- Vernier Height
- Gauge

Available only at selected branches



# SF Popular Catalogues

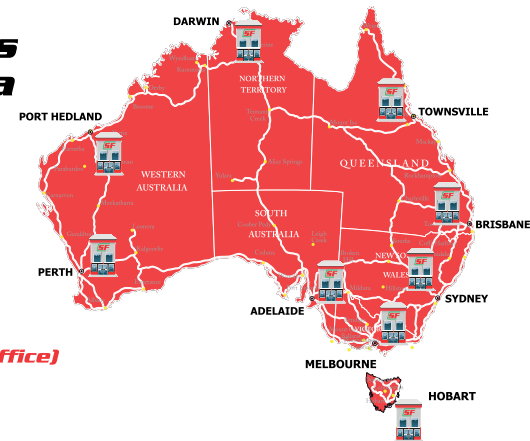


The content of this catalogue is provided for information only and without responsibility. SPECIALISED FORCE PTY LTD makes no representations about the accuracy, reliability, completeness, or timeliness of the information in this catalogue. SPECIALISED FORCE PTY LTD may, in its sole discretion, revise the information contained herein at any time without notice. SPECIALISED FORCE PTY LTD's obligations and responsibilities regarding its products are governed solely by the agreements under which they are sold. Unless otherwise agreed in writing, the information contained herein does not become part of these agreements. This catalogue does not contain any guarantee or agreed quality of SPECIALISED FORCE PTY LTD's products or any warranty of merchantability, fitness for a particular purpose, or non-infringement. SPECIALISED FORCE PTY LTD may make changes in the products or services described at any time without notice.

SPECIALISED FORCE PTY LTD is not liable for any direct, indirect, incidental, consequential, or punitive damages arising out of the use of this catalogue. SPECIALISED FORCE PTY LTD reserves the right to supply alternative products at its discretion. The trademarks, service marks, and logos (the Trademarks) displayed in this catalogue are the property of SPECIALISED FORCE PTY LTD and/or its affiliates. Nothing in this catalogue should be construed as granting any license or right to the Trademarks. Without the express written consent of SPECIALISED FORCE PTY LTD, the use of the Trademarks is prohibited.

All text, images, graphics, and other materials in this catalogue are subject to the copyright and other intellectual property rights of SPECIALISED FORCE PTY LTD and/or its affiliates. These materials may not be modified or copied for commercial use or distribution. Copyright © 2024. All rights reserved.

## Locations Australia Wide



### Sydney (Head Office)

131 Woids Avenue  
Carlton, NSW 2218  
(02) 9547 1844  
sales@specialisedforce.com.au

### Brisbane

2/68 Northlink Place  
Northgate QLD, 4013  
(07) 3256 6011  
qldsales@specialisedforce.com.au

### Adelaide

23 Ceafield Rd  
Para Hills West, SA, 5096  
(08) 8352 8866  
sasales@specialisedforce.com.au

### Darwin

Unit 4/17 Willes Road  
Berrimah NT, 0828  
(08) 8984 4453  
ntsales@specialisedforce.com.au

### Port Hedland

4/13 Cajarina Road  
Wedgefield, WA 6721  
(08) 9172 1113  
phsales@specialisedforce.com.au

### Melbourne

2/18 Southfork Drive  
Kilsyth Vic 3137  
(03) 9761 4199  
vicsales@specialisedforce.com.au

### Townsville

Unit 2/1 Civil Road  
Garbutt QLD, 4814  
(07) 4728 8756  
nqldsales@specialisedforce.com.au

### Perth

17 - 19 Augusta Street  
Willetton, WA 6155  
(08) 9354 8544  
wasales@specialisedforce.com.au

### Hobart

Office 22, 370-380 Cambridge Road,  
Mornington TAS, 7018 Tasmania  
0427 423 217  
tassales@specialisedforce.com.au