

# Stool (poop) Consistency Chart



Stools should always be brown. Red or black poo indicates blood in the digestive tract, consult your vet if you notice blood in your dogs stool

**1** Firm, log shaped, moist with little odour ✓

---

**2** Moist, smaller log shaped, little odour

**3** Hard, small pellets, sign of dehydration, too much/too little fibre ✗

---

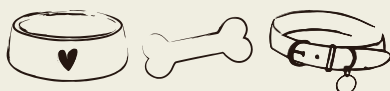
**4** Large soft, smelly log/sloppy piled up stool is common with dogs on high carbohydrate diets

---

**6** Diarrhoea - your dog may be unwell or have eaten something they shouldn't have, monitor for 12 hours and seek advice from your vet if symptoms persist

---

**8** Partially solid/loose can indicate a potential bowel condition, seek advice from your vet if symptoms persist






FETCH COLLECTIVE

# Stool (poop) Colour Chart




**Light-dark brown - typical colour**

---




**Brown/bright red - indicates bleeding in lower digestive tract (seek veterinary advice ASAP)**

---




**Brown/black tar - could be old blood from upper digestive tract (seek veterinary advice ASAP)**

---



**Brown/green mucus - could indicate an infection (seek veterinary advice ASAP)**

---



**Brown/white threads/stringy - could indicate a parasitic infection (seek veterinary advice ASAP)**



**monitoring your dogs stools is a great way to keep track of your dogs health, we recommend keeping a daily record to help establish any patterns in regards to colour and consistency**