



A CSW Industrials Company

metacaulk® SMOKE & SOUND SEALANT

High-Grade Acrylic Latex

WE DRAW THE LINE AT **SMOKE & SOUND**



- Prevents smoke & impedes sound transfer
- Excellent for large openings
- STC rating 69
- Meets LEED requirements for low emitting materials for adhesives and sealants
- Easy to dispense vertically or horizontally



FBC™ System Compatible indicates that this product has been tested, and is monitored on an ongoing basis, to assure its chemical compatibility with Flowguard Gold®, BlazeMaster® and Corzan® piping systems and products made with TempRite® Technology. The FBC System Compatible Logo, FBC™, FlowGuard Gold®, BlazeMaster®, Corzan® and TempRite® are trademarks of Lubrizol Advanced Materials, Inc. or its affiliates.

SAS Sealant

Smoke & Acoustic, High-grade acrylic latex

Code	Description	Qty.
66652	20.2 oz. foil pack	12
66650	5 gal. spray grade	1



FEATURES

- Meets LEED requirements
- Excellent for large openings
- Impedes sound transfer
- Water clean up
- Easy to dispense
- Use both vertically or horizontally
- Interior application
- VOC compliant - CDPH Standard Method v1.2
- STC rating 69
- Tested to ASTM G21 standard
- 3 year shelf life
- Color: White

APPLICATION • Provides a permanent seal for penetrations, membrane openings and static or dynamic joints in smoke or sound rated assemblies

- In the event of a fire, it will prevent the movement of smoke and impede the transfer of sound in non-fire rated assemblies

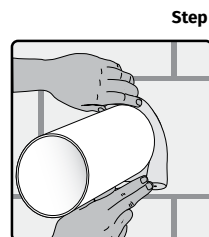
RECOMMENDED FOR

- Metallic and nonmetallic pipes
- Outlet and receptacle boxes
- Membrane penetrations
- Head of wall
- Bottom of wall
- Wall to wall joints

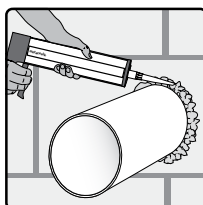


FBC™ System Compatible indicates that this product has been tested, and is monitored on an ongoing basis, to assure its chemical compatibility with FlowGuard Gold®, BlazeMaster® and Corzan® piping systems and products made with TempRite® Technology. The FBC System Compatible Logo, FBC™, FlowGuard Gold®, BlazeMaster®, Corzan® and TempRite® are trademarks of Lubrizol Advanced Materials, Inc. or its affiliates.

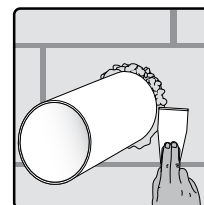
Installation



Step 1 | Install appropriate backing material (if needed) to caulk fill depth.



Step 2 | Gun, trowel or bump Metacaulk SAS to specified depth.



Step 3 | Trowel surface smooth to finished wall.



RectorSeal® 2601 Spenwick Drive - Houston, TX 77055 800-231-3345 rectorseal.com

A CSW Industrials Company. RectorSeal, the logos and other trademarks are property of RectorSeal, LLC, its affiliates or its licensor's and are protected by copyright, trademark and other intellectual property laws, and may not be used without permission. RectorSeal reserves the right to change specifications without prior notice.

©2023 RectorSeal. All rights reserved. R50357-0423