

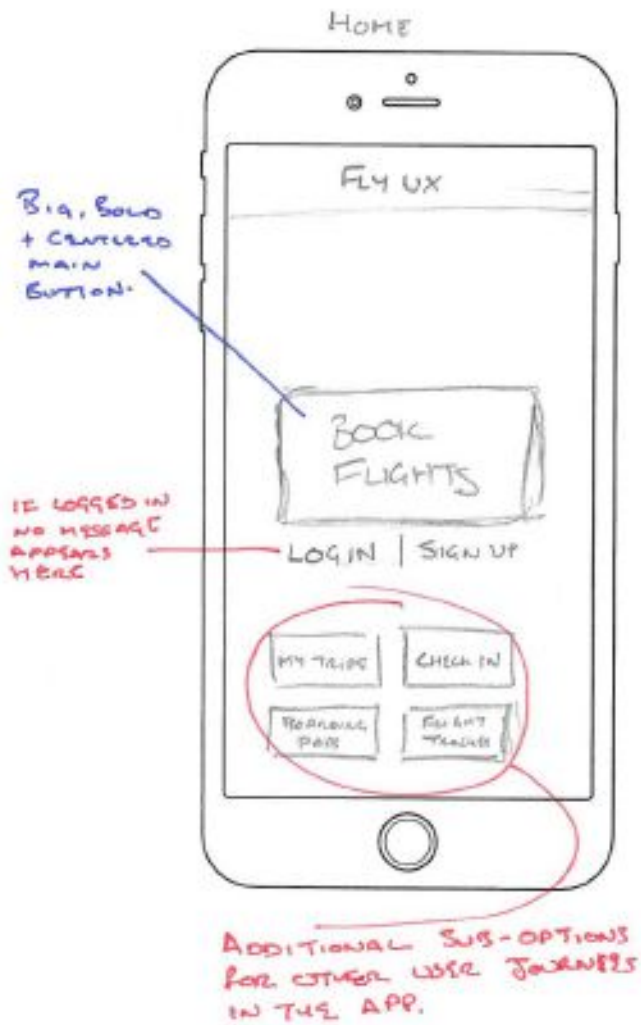
Interaction Design

Airline Booking Apps

David Norris

①

PROJECT NAME FLY UX

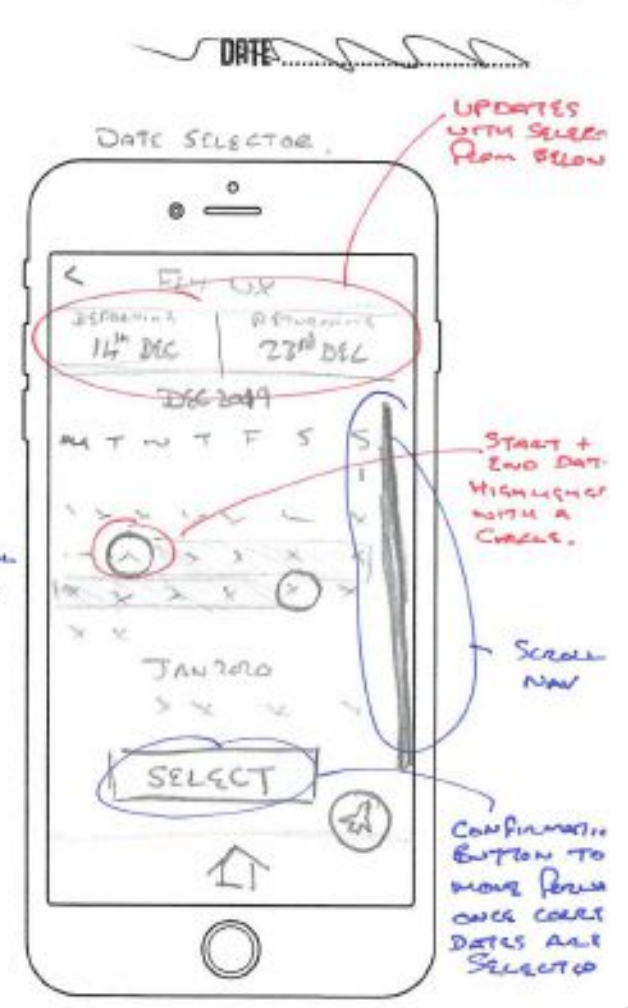
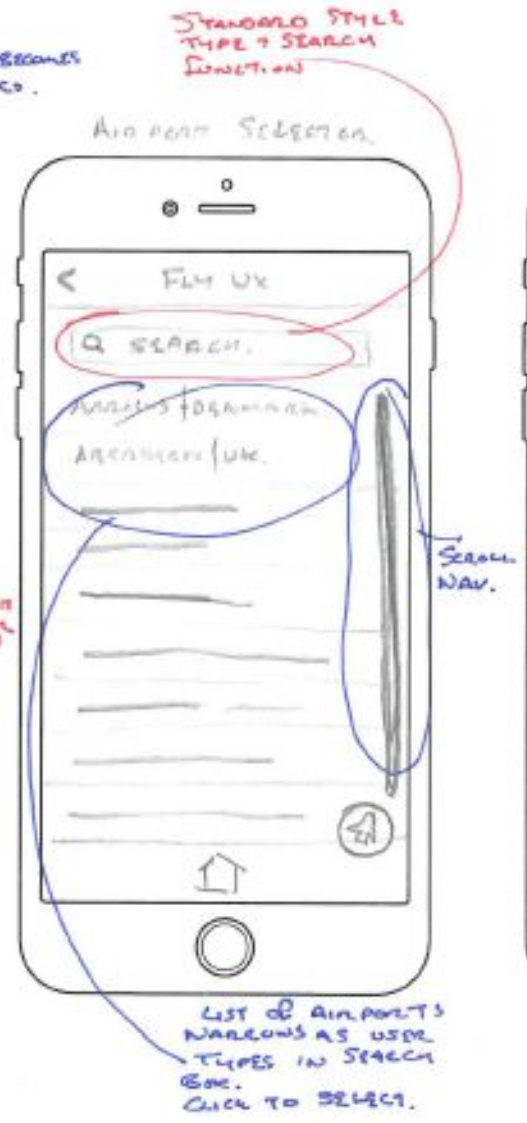


PROJECT NAME FLY UX

ACTION: **CLICK BOOK FLIGHT**
ON HOME SCREEN.



⊕ AND ⊖
TO INCREASE
+ DECREASE
VALUE.



PROJECT NAME FLY UX

SCREEN IS SAME FOR OUTGOING + RETURN.


SCROLLABLE DATE TO SHOW DIFFERENT PRICES IF BOOKING A DIFFERENT DAY.

SEARCH RESULTS.

SEARCH RESULT (SORT)

ADD EXTRAS/UPGRADE. ③

ACTION: CLICK CONTINUE FROM SEARCH CRITERIA PAGE



Sort options

Flight details

Scroll NAV



Clicking an option closes the menu + reloads the search results.



Sticky Bar. Totalises options.

+ - VALUE SELECTOR

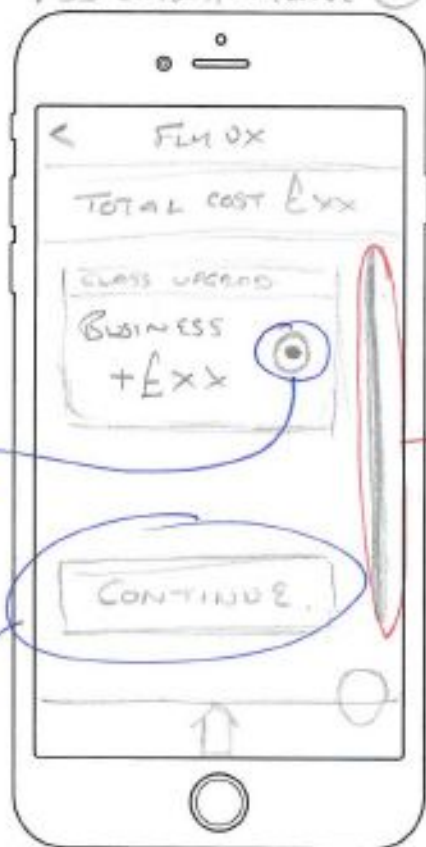
Price total for individual sections.

Scroll NAV.

With class selection the user moves from 'OUTGOING' to 'RETURN' + then from 'RETURN' to 'ADD EXTRAS' screen.

PROJECT NAME FLY UX

ADD EXTRAS/UPGRADE ②



RADIAL
SELECTION
TO UPGRADE

CONTINUE BUTTON AT
BASE OF SCROLLS
PAGE.

SCROLL
NAV

OPTION TO SIGN IN
SO THAT APP CAN USE
THE USER'S DATA.

PASSENGER DETAILS



DATA ENTRY
BOX. IF MORE PASSENGERS
ARE ON THE BOOKING, THEN
MORE BOXES APPEAR BELOW +
SCROLLING NAV IS ACTIVE.

We believe your ideas are worth sketching. Sketchize © 2018

DATE

④

SELECT SEATS



SKIP OPTION
ASA TEXT LINE
AT YOU
WOULD
PREFER
THE USER
TO COME
THRU SEAT

ONE BOX
PER
DIRECTION

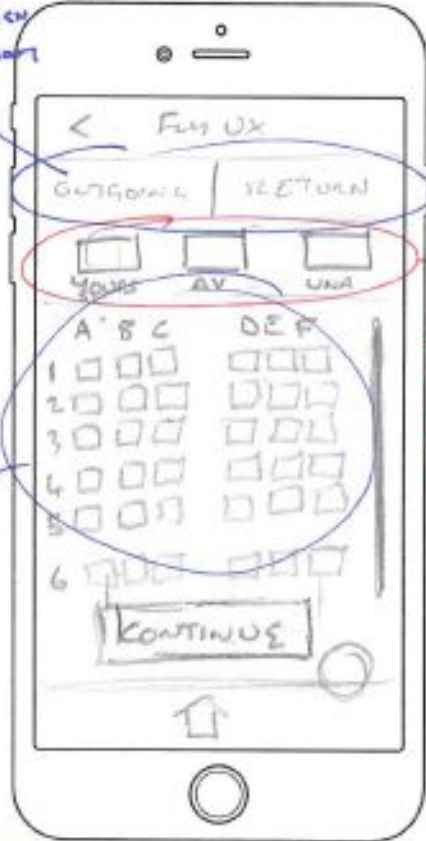
CONTINUE
BUTTON
TO MOVE
FORWARD STAGE:
ON THIS SCREEN,
GREENS OUT IF NO
SEATS HAVE BEEN
PICKED.

iPhone 6S

PROJECT NAME FLY UX

OPTION TO
MOVE BETWEEN
FLIGHTS WITHOUT
LEAVING
SCREEN.

SELECT SEATS.



SEAT SELECTION
BY TAPPING
WANTED SEATS.

CLEAR VIEW OF TOTAL
COST WITH TICK BOX
FOR T+Cs.

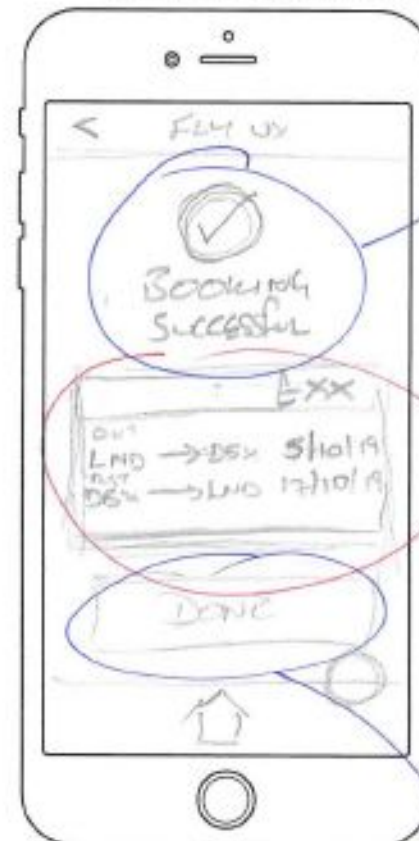
PAYMENT



PAYMENT OPTIONS
ONCE CLIENTS TAKE USER
TO DETAIL INAPP PAGE.

DATE

SUMMARY/CONFIRMATION



COMPLETION BUTTON RETURNS
USER TO THE HOME SCREEN.