

Profi-Line 2-Post-Lift

Item No.: TW242PEB4.3 I-G

kg 4200 kg **↑ 1,90 m** **⚡ 400 V** **⚙ Autom.**



Description

The Profi-Line lift has an automatic safety lock release system, height adjustable lifting pads, transporter adapters, clear floor drive through and an automatic limit switch, which cuts off the power if a vehicle reaches the height limit.

Features

- 1A Quality built with CE-Certificate
- Manufactured in accordance to ISO 9001
- Column chain guard
- Automatic safety lock-release system
- Special rolled section columns
- 2 Hydraulic cylinders for powerful lifting and lowering
- Automatic arm-locking-system
- Steel cable synchronization
- Telescopic lifting arms
- **Anti-Lift-Up-Button**, allows you to lower the lift without it having to rise before sinking plus a 230 V Euro-socket placed in the control box.
- **NEW: Motor-Cover included**
Stylish design, dust protection and noise reduction
- **Optional air connection (Air-Kit) available**

Delivery contents


- Lift incl. Power unit and Motor-Cover
- Heavy duty anchor bolts (10 pcs.)
- Transporter adapters (4 pcs.)
- Bracket for extension adapter
- Rubber door protectors | English instruction manual
- Examination book and CE-Certificate
- **Product video online | Assembly video online**

Choice of colour:

RAL 5015 TW242PEB4.3 **or** **RAL 7016** TW242PEB4.3-G



230 V socket placed in the control box



Included

Transporter adapters 4 pcs.

Practical storage bracket for two extension adapters (2 pcs.)

Videos



Product video

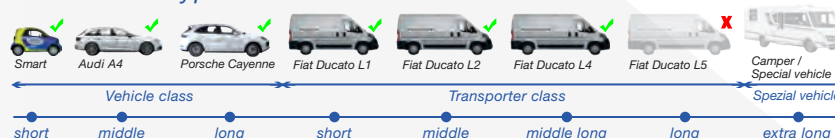
Assembly video



Note try our technical decision helper (on page 5) before buying your 2-post lift(s)!



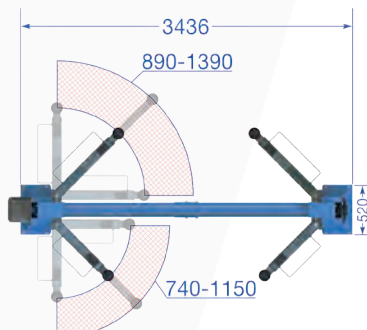
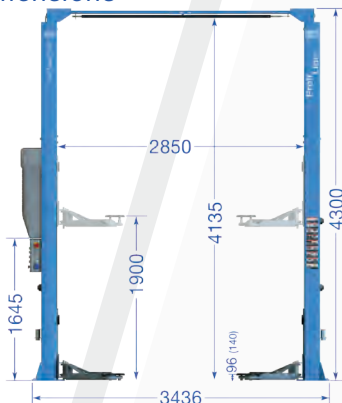
Vehicle type / Wheelbase



*Terms & Condition see page 37



Dimensions



If space is a problem, the lift can also be constructed narrower than the specified total width!
How it works? Contact us!

Technical Data

Lifting capacity	4200 kg
Lifting height max.	1900 mm/Ad 2080
Lowest lifting point	96 mm
Lifting, lowering time (approx.)	45/30 sec.
Power supply	400 V / 3 Phase
Motor power	2,2 kW
Fusing	16 A / type C
Weight (approx.)	700 kg

Further information to be found at www.twinbusch.co.uk

Optional accessory



Through experience the required concrete depth (foundation requirement of 200 mm) should be met, this must be checked by the customer. If in exceptional cases the foundation requirement is not met, we offer on page 19 a special solution, which can be used with a concrete thickness of 150 mm to 200 mm.



LED lighting (LED-KIT) for 2-post lifts (Item No.: TWLED-2B)



Further accessories can be found at www.twinbusch.co.uk