




Sharing Symposium Session 4

Advancing Our Age-Friendly Communities



Have you participated in one of the other Sharing Symposium Sessions. Click all that apply



Sharing Symposium Session 4

Advancing Our Age-Friendly Communities

Secretary Richard Prudom, FL DOEA

Gail Holley, Safe Mobility for Life

Isabel Rovira, Miami-Dade Age-Friendly Initiative

Susan Holtzman, Miami-Dade County

Michael Roman, City of Miami

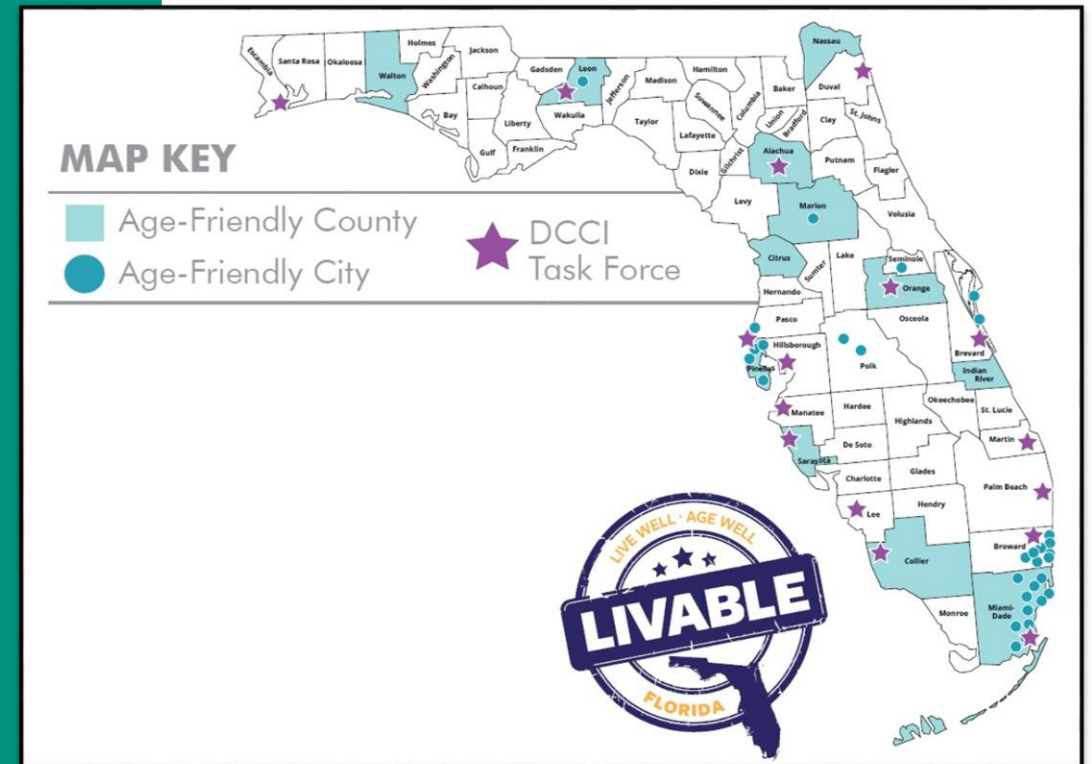
Bill Armbruster, AARP

FLORIDA AGE-FRIENDLY NETWORK

Alachua County
Cape Canaveral
Citrus County
Clearwater
Coconut Creek
Collier County
Coral Gables
Coral Springs
Cutler Bay
Doral
Dunedin
Fort Lauderdale
Hallandale Beach
Hialeah
Hollywood

Indian River County
Lakeland
Leon County
Longwood
Marion County
Miami Beach
Miami Lakes
Miami Shores
Miami
Miami-Dade County
Nassau
Ocala
Orange County
Orlando
Palmetto Bay

Pembroke Pines
Pinecrest
Pinellas County
Pompano Beach
Sarasota County
Satellite Beach
St. Petersburg
Tampa
Tallahassee
Walton County
Wilton Manor
Winter Haven





Richard Prudom

Secretary

Florida Department of Elder Affairs

In one word or attached phrase, what do you think is the most important priority that was mentioned for Livable Florida.



A word cloud of responses to the survey question. The words are arranged in a cluster, with 'community' and 'equity' being the largest and most central. 'health' is also large and positioned below 'equity'. Other prominent words include 'connecting the dots', 'opportunities', 'positive aging', 'aging-in-place', 'collaboration', 'dementia-friendly', 'resilience', 'safety', 'dcci', 'health', 'spending', 'investing', 'partnerships', 'aging in place', 'caregiving', 'age friendly', 'choice', 'states support', and 'power of local'. The words are in various colors including green, blue, purple, brown, and teal.

community
equity
health
connecting the dots
opportunities
positive aging
aging-in-place
collaboration
dementia-friendly
resilience
safety
dcci
health
spending
investing
partnerships
aging in place
caregiving
age friendly
choice
states support
power of local



Gail Holley

*Safe Mobility for Life Program and Research Manager
Florida Department of Transportation*



Transportation Resources to Support Age-Friendly Communities

Gail M. Holley, Program Manager
Florida Department of Transportation



Coalition Goals



FLORIDA STATE UNIVERSITY
COLLEGE OF MEDICINE



Working Together

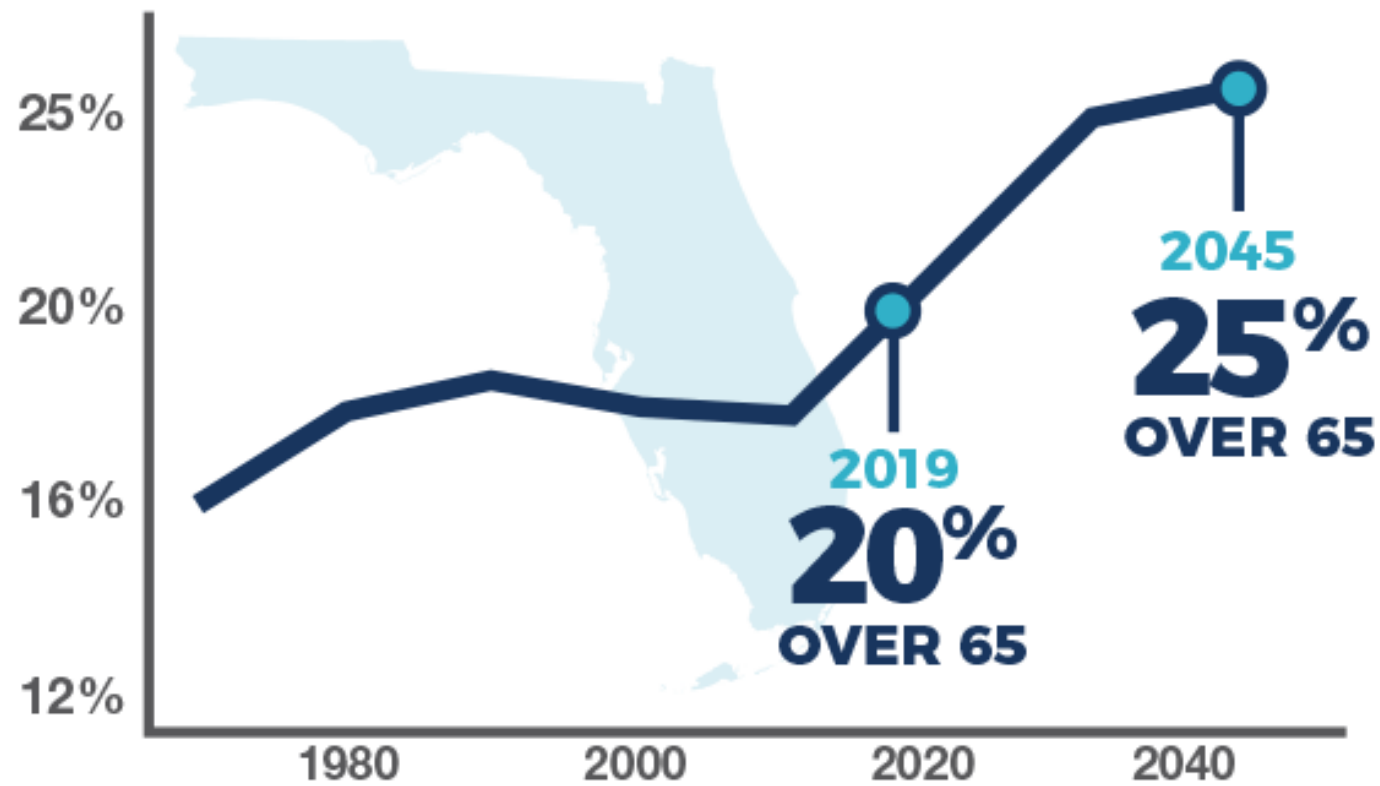
Collaborative Strategic Approach



To improve aging road user safety and mobility by reducing their fatalities, serious injuries, and crashes while maintaining their safe mobility and connection to the community.



Florida Population – 65 & Older



Sources: U.S. Census Bureau / Bureau of Economic
Business Research at University of Florida

Why It's Important

Non-drivers make:



15%

fewer trips to
the doctor



59%

fewer shopping
trips



65%

fewer trips for social, family
and religious activities

Source: Preserving the Mobility and Safety of Older Americans;
TRIP; March 2018

The Challenge

Help older adults stay safe,
mobile and connected to
their communities.

Decrease
the number
of crashes



Increase older
adults' mobility



TARGET
ZERO
FATALITIES & SERIOUS INJURIES






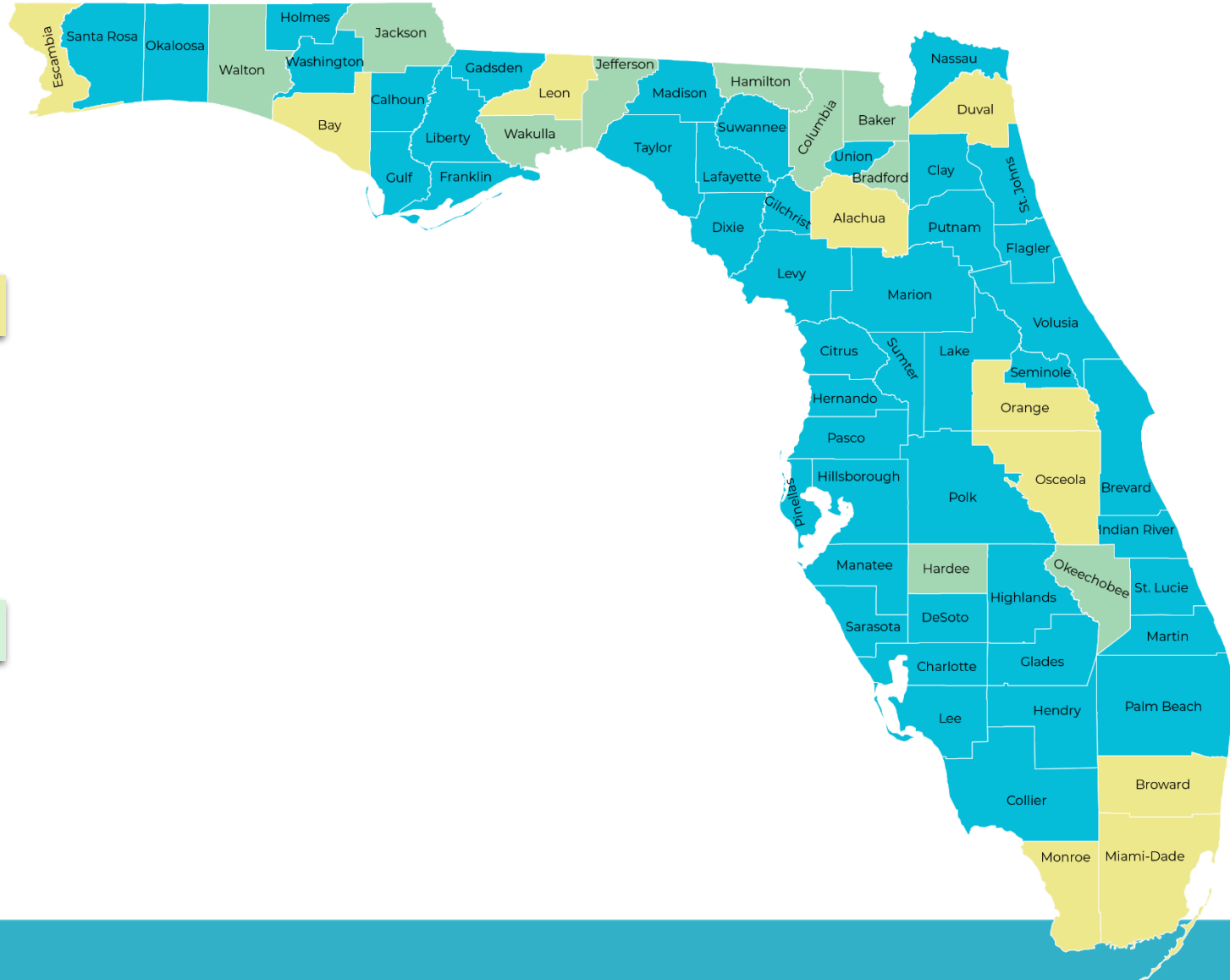
Our Role in Supporting Age-Friendly Communities

Proactive Strategic Approach

- » Align and support the **Florida Transportation Plan** and **FDOT's Vision Zero** goals
- » Support roadway and design features that benefits road users of **all ages**
- » Develop and distribute resources using a **proactive, data-driven, research-based approach**

Increased visibility	
	<ul style="list-style-type: none">• Pavement marking widths increased• Spacing of reflective pavement markers reduced• Larger lettering on guide signs based on the speed of the road
Pedestrian features at intersections	
	<ul style="list-style-type: none">• Countdown pedestrian signals• Refuge islands• High-emphasis crosswalks• Longer walk times
Advance notification	
	<ul style="list-style-type: none">• Advance street name signs• Advance warning signs (stop, yield, and signal ahead)

Aging Road User Priority County Data



URBAN

Alachua	Leon
Bay	Miami-Dade
Broward	Monroe
Duval	Orange
Escambia	Osceola

RURAL

Baker	Jackson
Bradford	Jefferson
Columbia	Okeechobee
Hamilton	Walton
Hardee	Wakulla

Resource Development

- » Coalition members provide **expert insight**
- » Materials and resources developed using **research findings**
- » Educational resources available for **free** to communities and individuals

Checklist for Design of Tip Cards and Brochures for Aging Road Users



Through the years, FDOT has developed and used educational tip cards in many safety programs and campaigns. To ensure that the materials being developed provide aging road users with the information needed to safely respond to traffic control devices, our Safe Mobility for Life Program worked with FSU, Department of Psychology on a human factors research project. This project allowed us the opportunity to study younger, middle, and older adults on the use and benefit of educational tip cards. This research-based checklist will assist in the design of future educational materials to benefit aging road users.

GUIDELINES

FACTOR	ADVICE
LEGIBILITY	<input type="checkbox"/> Font size minimum of 12-14 point x-height
	<input type="checkbox"/> Serif font if large, otherwise sans-serif
	<input type="checkbox"/> Prefer bolded text, particularly for headers
	<input type="checkbox"/> Avoid decorative font
	<input type="checkbox"/> Mixed case for body text except where emphasis is needed then uppercase
	<input type="checkbox"/> High enough contrast that can be read at $<40 \text{ cd/m}^2$
	<input type="checkbox"/> Prefer black on white or white on black text
	<input type="checkbox"/> Consider colored text or backgrounds for emphasis but avoid blue/violet
	<input type="checkbox"/> Left-justify text for passages
	<input type="checkbox"/> Double-space text when possible

Q. How do I navigate a roundabout?

A. Follow signs and markings to determine which lane you need to travel in before entering the roundabout.

SafeMobilityFL.com

characters for brochures
pictures and illustrations
ds and brochures
ey complex instructions
s to convey real-life events
ns when conveying detailed information
hat are not easy to interpret
illustrations
(top)
o paragraphs of text
ial attractive and engaging
gs to create visible sections
ge as white space to reduce clutter

Tip Cards for

Our Approach to Education



The Keys to Achieve Safe Mobility for Life



UNDERSTAND

the impact aging
has on driving



BE PROACTIVE

about safe driving
skills



PLAN


for a safe transition
from driving

Educational Materials

  <p>How to Safely Navigate a Roundabout</p> <p>What you need to know!</p>	  <p>Flashing Yellow ARROW</p> <p>What you need to know!</p>	  <p>Turning Right on Red</p> <p>What you need to know!</p>	  <p>Wrong-Way Driving on the Interstate</p> <p>What you need to know!</p>
---	---	--	---

How to Choose Your Lifelong Community

A Transportation Checklist



Safe Mobility for Life



Helping aging drivers find comfort and safety in their own vehicles.






Fast • Fun • Free




Safe Mobility for Life

Understand • Be Proactive • Plan

To find an event near you, please visit Car-Fit.org

Florida's Guide to Safe Mobility for Life

The Keys to Your Transportation Future



GOLF CARTS

Tips on How to Use Transportation Options in Florida



SafeMobilityFL.com


Public Transit



Tips on How to Use Transportation Options in Florida




SafeMobilityFL.com



BICYCLING

Tips on How to Use Transportation Options in Florida




SafeMobilityFL.com




TRANSPORTATION NETWORK COMPANIES

Tips on How to Use Transportation Options in Florida





SafeMobilityFL.com



WALKING


Tips on How to Use Transportation Options in Florida

SafeMobilityFL.com

For more resources, visit: SafeMobilityFL.com

How to Use Find a Ride Florida



Find a Ride Florida is an online listing of transportation service providers across Florida's 67 counties.



Developed and maintained by **UF FLORIDA**

FindaRideFlorida.org

Families & Caregivers



Tips for Talking with Aging Drivers About Safe Driving Concerns



SafeMobilityFL.com

When you see a Rectangular Rapid Flashing Beacon (RRFB):

See This	Do This
	Expect pedestrians when approaching an RRFB.

FDOT fdot.tips/walking 

Events and PSAs

Outreach Events

- Keys to Achieve Safe Mobility for Life Workshop
- Safe Transit for Life Workshop
- Safe Bicycling for Life Workshop
- Safe Walking for Life Workshop
- CarFit Events




PSAs


- How to Build a Transportation Plan PSA
- You Hold the Keys PSA
- How to Use Find a Ride Florida PSA


HOW TO BUILD a Transportation Plan

Where do I want to go?	How often do I go?	How far?	What options are available?*	First choice	Alternates
Volunteering at hospital	Mon-Fri	4 miles	<input checked="" type="checkbox"/> Walk <input checked="" type="checkbox"/> Transit <input checked="" type="checkbox"/> Share Ride	Church Vanpool	K bus to A
Farmers Market	Saturday Morning	2 miles	<input checked="" type="checkbox"/> Walk <input checked="" type="checkbox"/> Transit <input checked="" type="checkbox"/> Share Ride	K bus to terminal	Bike

Community Partners – Stronger Together



 **The Keys to Achieve Safe Mobility for Life**
Welcome! We will start soon



Stefanie Hartzfield
Harry Ross
Donny Murray
Carmen Fulcero

Community Partner Handbook



SafeMobilityFL.com Resources



Use your smart phone
camera to scan the QR
code



[SafeMobilityFL.com/AgingInPlace.htm](https://www.safemobilityfl.com/AgingInPlace.htm)

- » Age-Friendly Communities in Florida video
- » Information to Transportation Options
- » Supports Florida's Age-Friendly Communities

SafeMobilityFL.com Resources



Use your smart phone
camera to scan the QR
code



[SafeMobilityFL.com/ResourceCenter.htm](https://www.flhwy.com/SafeMobilityFL.com/ResourceCenter.htm)

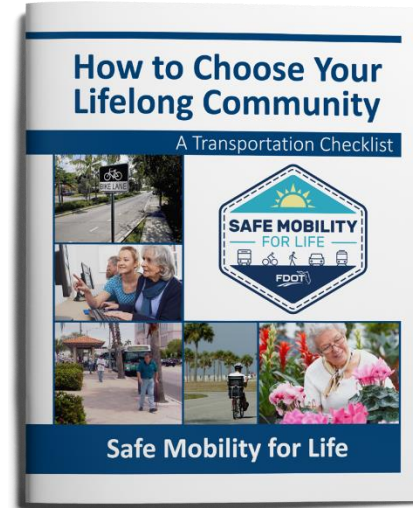
- » Order educational materials
- » Access and share digital resources
- » Access to Community Partner information



Moving Forward

Updating Transportation Checklist

- » Age-Friendly Florida's Transportation Checklist
- » Interactive – Available online
- » Scoring Index & Access to Resources
 1. Community Design
 2. Street Safety and Security
 3. Getting Around
 4. Neighborhood Support Services



Enhancing Data Availability



CURRENT

- » Methodology
- » Priority County Table
- » Link to *eTraffic*
(FDOT's Interactive GIS Mapping)
 - » Priority Counties
 - » Percent of Population 65+
 - » County Population Data

NEXT PHASE

- » Expand county data on *eTraffic* to include:
 - » Licensed drivers
 - » Driver (65+) fatal crash involvement rate
 - » Aging Road User Priority Intersections
 - » Community Partners

SafeMobilityFL.com/Data



Working Together



1. **Connect** our resources into your plans
2. **Become** a Community Partner
3. **Sign-up** for our newsletter and Listserv
4. **Spread** the word!



Let's Stay in Touch

SafeMobilityFL.com

1-833-930-5952



/SafeMobilityFL.com



@SafeMobilityFL



@SafeMobilityFL



/user/FlaSafeMobility



Gail M. Holley

Safe Mobility for Life Program Manager



(850) 410-5414



gail.holley@dot.state.fl.us

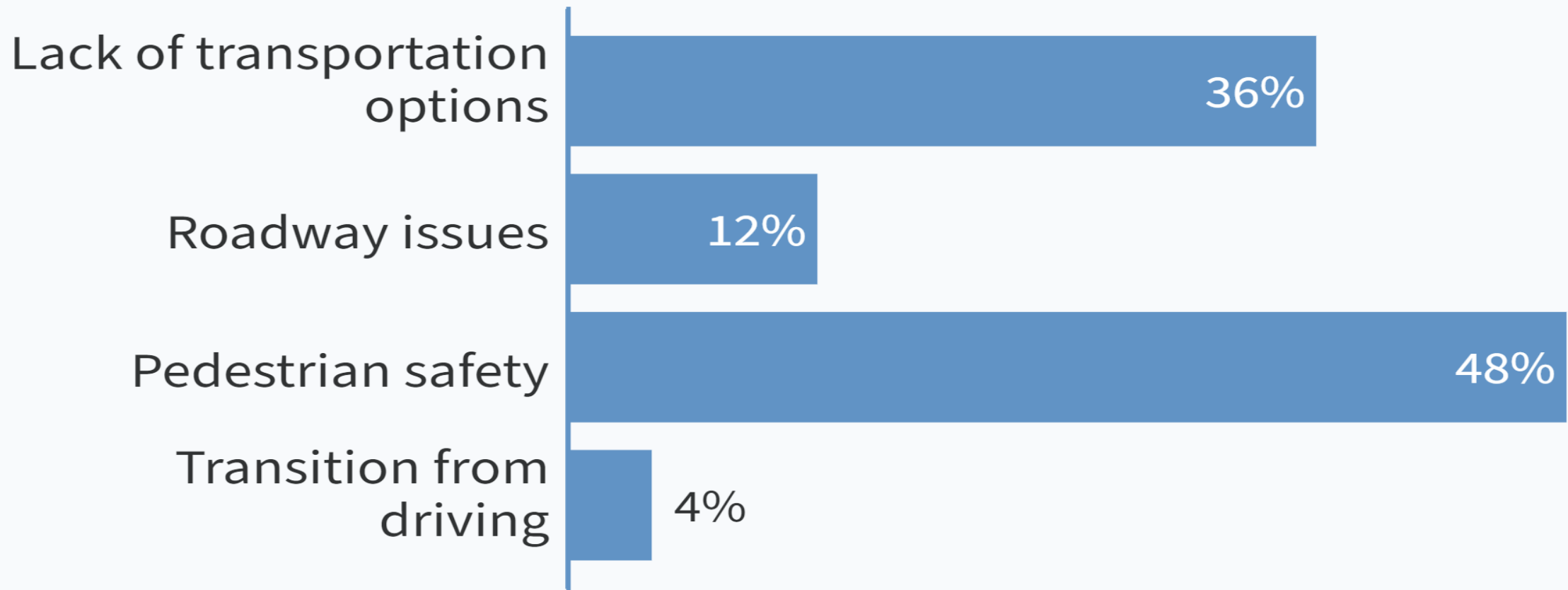


Florida Department of Transportation
State Traffic Engineering and Operations Office
605 Suwannee Street, M.S. 36
Tallahassee, FL 32399-0450

Sign up for our Listserv here!



What are the most pressing transportation issues in your age-friendly community?





Isabel Rovira

Age-Friendly Manager
Miami-Dade Age-Friendly Initiative



AGE FRIENDLY INITIATIVE
Miami-Dade County

Miami-Dade Age-Friendly Initiative: A Collaborative, Collective-Impact Regional Model

Isabel Rovira, MPH
Miami-Dade Age-Friendly Initiative

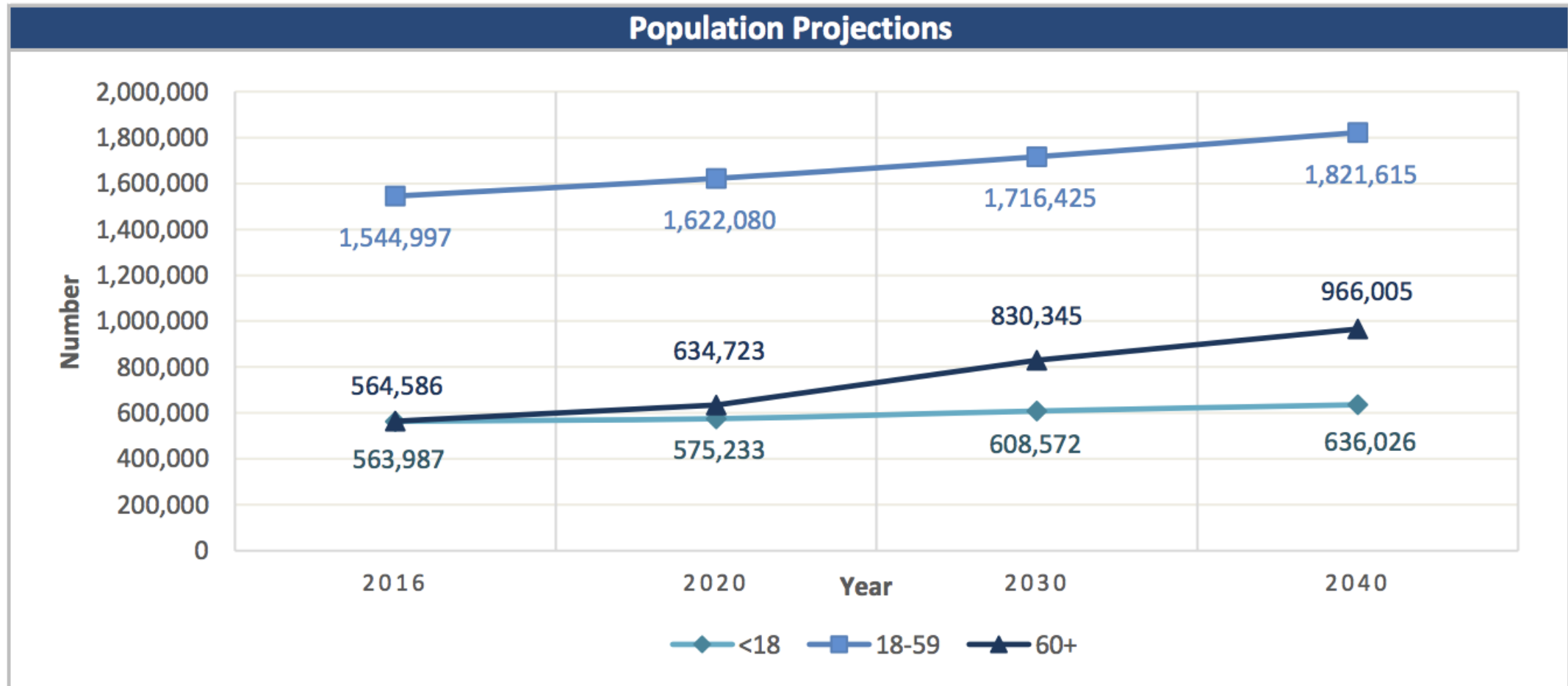
Miami-Dade

Age-Friendly Initiative



The Miami-Dade Age-Friendly Initiative is a collaborative effort to create a community where older adults of all ages can stay active, engaged, and healthy with dignity and enjoyment.

Populations Projections Miami-Dade (2016-2040)



Source: Office of Economic and Demographic Research, 2015

NEED FOR AN AGE-FRIENDLY FOCUS



- But, most communities were not built for this shift in demographics. Our economies, policies, and communities were not built to accommodate an aging population or aging in place.
- How well Miami-Dade responds to the aging phenomenon and meets the needs of older adults will depend on how well we prepare our communities to do so;
- And how we can work collectively toward sustainable change to ensure our community is a place where people of all ages can live with the quality of life that they need and deserve.

Older adults are a PRIZED
DEMOGRAPHIC with an active voting
record, significant buying power, and
a wealth of job experience.

**THEY ARE A PART OF WHAT
MAKES MIAMI-DADE DIVERSE
AND DYNAMIC.**

Age-Friendly Initiative Leadership & Collaborations

- **Infrastructure**

- Lead Agencies
- Funders
- Stakeholder Advisory Committee
- Older Adult Advisory Committee
- Coordinating Organizations

- **Framework**

- **Collective Impact**
- Policy Systems and Environmental Change



Age-Friendly Collective Impact



5 Conditions of Collective Impact

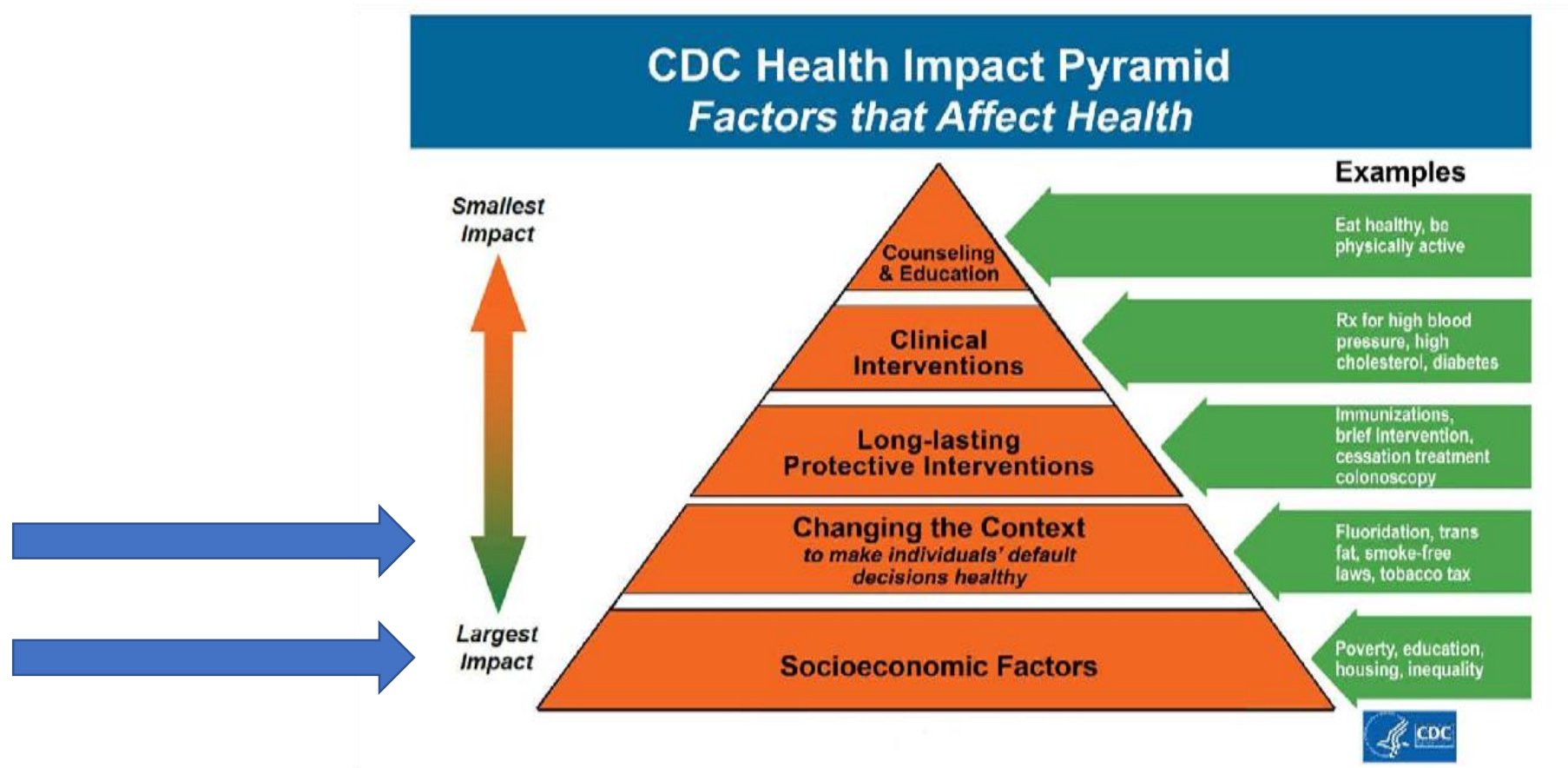


AGE-FRIENDLY DOMAINS OF LIVABILITY



Adapted from: Suzanne Garon, University of Sherbrooke

Health Impact Pyramid



Adapted from Thomas R. Frieden. A Framework for Public Health Action: The Health Impact Pyramid. American Journal of Public Health: April 2010, Vol. 100, No. 4, pp. 590-595. doi: 10.2105/AJPH.2009.185652

Age-Friendly Initiative Policy, Systems, & Environments Focus Areas



Leadership



Older Adults in All Policies



Age-Friendly Parks



Age-Friendly Streets & Neighborhoods



Awareness & Capacity Building



Age-Friendly Network & Designation

Age-Friendly Designation





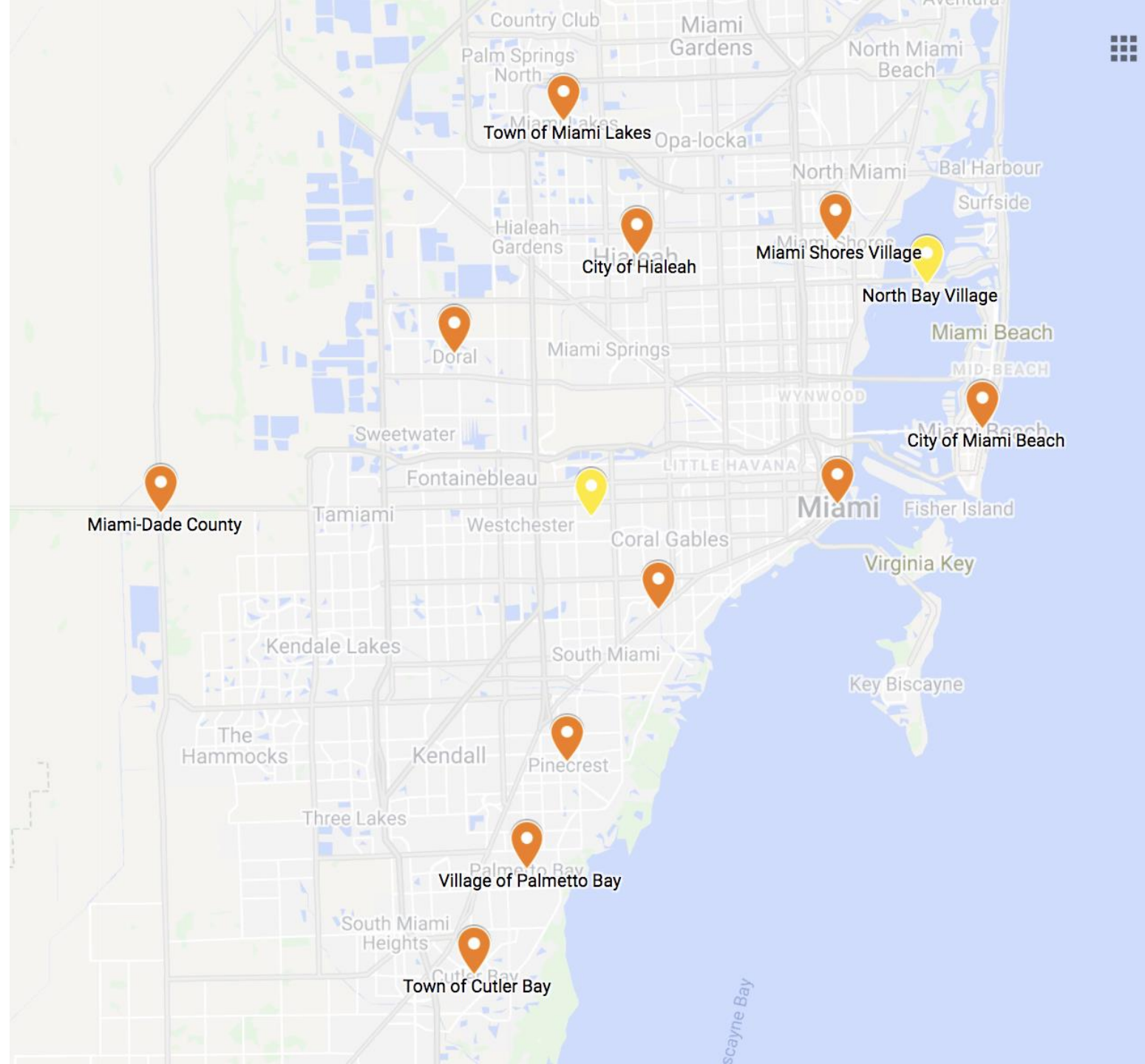
MIAMI-DADE AGE-FRIENDLY MUNICIPALITIES

Joined Network (35%)

1. Miami-Dade County
2. Cutler Bay
3. Doral
4. Hialeah
5. Palmetto Bay
6. Pinecrest
7. Coral Gables
8. Miami
9. Miami Beach
10. Miami Lakes
11. Miami Shores
12. Miami Gardens

In Progress (Approved by Council)

1. *West Miami*
2. *North Bay Village*



Older Adults in All Policies



FOCUS ON AN AGE-FRIENDLY LENS



OLDER ADULTS IN ALL POLICIES

- Age-Friendly Amendments to:
 - Comprehensive Development Master Plan
 - Long Range Transportation Plan
- Inclusion in
 - Miami-Dade Complete Streets Design Guidelines
 - Resilient 305 Plan
 - Housing Policy Scan



Miami-Dade Transportation Planning Organization



- Resolution #09-16: Promote Age-Friendly Design and Accessibility in MPO projects
- Age-Friendly Considerations & Projects



Age-Friendly Neighbourhoods & Planning



PROGRESS & ACCOMPLISHMENTS: STREETS & NEIGHBORHOODS

- Safe Routes to Age in Place Initiative: Little Havana
- Age-Friendly Business District
- Transportation Planning Organization Partnership
- TPO Aging Road User Strategic Safety Plan
- Road Safety Audits


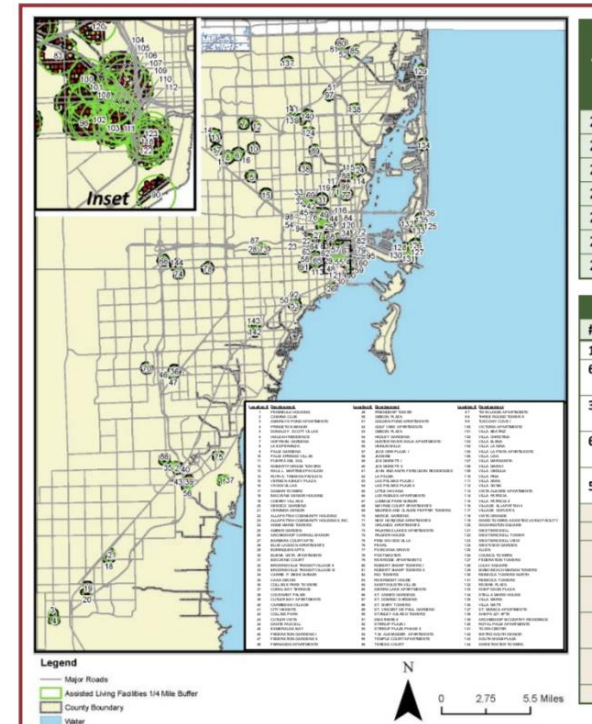


Figure S-1: Analysis of Crash Patterns



Awareness



AWARENESS

- Study on Community Leader Attitudes Towards Issues Affecting Older Adults
- Age-Friendly Awareness Campaign
- Age-Friendly Summit & Workshops
- Age-Friendly Resources
- Reframing Aging Training





Age-Friendly Mini-Grants

About the Age-Friendly Mini-Grant Program

The goal of the Mini-Grant program is to activate and pilot age-friendly projects across the County.

Results and experiences of the funded projects help promote age-friendly thinking and action across Miami-Dade County. The mix of mini-grants demonstrates that municipal governments, non-profit organizations, health service organizations, and others can play important roles in making Miami-Dade age-friendly.



Age-Friendly Initiative Mini-Grants

- To date, Miami-Dade AFI has awarded **15** mini grants.
- Of the 10 prior mini-grants
 - Most **major impacts, results, or achievements** associated in the years/months since they completed the projects
 - One **expanded its scope** beyond the initial proposal, transitioning it to become more accessible and scalable.
 - One project **published its research** in the Journal of Aging Research and was presented at 5 international conferences
 - One project **secured an additional \$50,000** to expand its work
 - These projects have impacted over **65,000** individuals!
- Round 3 was launched in 2020 with five new projects



Age-Friendly Mini-Grant Project



Mind&Melody

With the support of the Mini-Grant, the program fostered meaningful connections between elementary-age students and Foster Grandparents age 55+ through after-school interactive programs. These virtual programs included a music segment designed and co-facilitated by Mind&Melody and Foster Grandparents.



Age-Friendly Mini-Grant Project



South Florida Seniors in Action

The Mini Grant helped provide Miami-Dade seniors with mini-seminars that covered topics of transportation, mobility, health care, personal care, wellness, and nutrition.



Age-Friendly Mini-Grants 2021

Miami-Dade County Community Action and Human Services Department (CAHSD) – Edison Little River Adult Day Care

The Age-Friendly Mini-Grant allowed CAHSD to install two iPad kiosks at its Edison Little River Adult Day Care Center, providing participants with Internet access and technology trainings. Kiosks were designed to create a private area for virtual socialization, Telehealth services, and other technology related activities.



Age-Friendly Mini-Grant Project



The Miami Workers Center (MWC)

The Mini-Grant provided MWC with the funding to make upgrades to their building in order to accommodate elderly members. This included upgrades to the entryway and to the floors in the building.




Age-Friendly Mini-Grants 2021

City of Miami EMPOWER60

The Mini-Grant allowed for the kick off the City of Miami's EMPOWER60 Program, a 4-week academy in each of the five (5) districts in the city, designed for older adults to learn the best practices of engaging and working with local government. Participants were given the tools and resources to become more knowledgeable members of the community, resulting in effective neighborhood leaders advocating for healthier, thriving neighborhoods.



Opportunities to Collaborate at all levels



Promote and share age-friendly services at County & Municipal levels



Advocate for Age-Friendly & Older Adult Lens in all policies


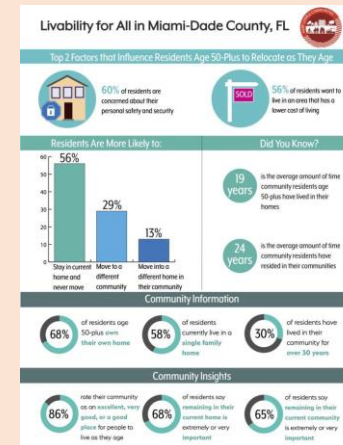



Identify what's already happening & ways to partner



Identify opportunities to collaborate on Age-Friendly Action plan & evaluation

Resources



www.AgeFriendlyMiami.org/Resources

www.AgeFriendlyMiami.org/Events

www.AgeFriendlyMiami.org/MiniGrants2020



FOLLOW US

AGE FRIENDLY INITIATIVE
Miami-Dade County



www.AgeFriendlyMiami.org



[@AgeFriendlyMIA](https://twitter.com/AgeFriendlyMIA)
[#AgeFriendlyMiami](https://twitter.com/AgeFriendlyMIA)

Susan Holtzman

*Older Adult and Special Needs Advocate
Office of Mayor Daniella Levine Cava
Miami-Dade County*



Miami-Dade County 2021-2022 Budget Highlights for Older Adults

Housing

Within the Capitol Plan there are multiple features that support new or improved housing for older adults as part of \$260 Million towards public and affordable housing.

- Roughly 1,490 County-funded affordable rental units for older adults are in some stage of development across Miami-Dade.
- Close to 1 in 3 of all the County-funded affordable rental units currently being built or renovated is set-aside for older adults.
- Public Housing Redevelopment includes housing specifically for older adults.
- \$7.5 million towards housing infrastructure and meeting Federal accessibility standards
- Weatherization of homes

Services

- Continued funding for all services for older adults, no reduction. No increase in taxes.

Transportation

- Funding to implement the Better Bus network which will provide improved bus services and accessibility
- Vision Zero
 - The goal of this initiative is zero pedestrian deaths, which will increase safety for older adults.

Community Engagement

The Mayor's Office of Innovation and Performance staff members are working on policy change to meet the needs of older adults.

- Susan Holtzman, Older Adult and Special needs Advocate and Jorge Damien de la Paz, a housing and data specialist are working with Age Friendly Miami to compile a design guide to be used during the bid process to ensure that housing built for older and disabled people are designed to meet the needs of our aging population.
- A new position, Tenant Advocate, will Serve as a navigator to connect vulnerable residents to housing resources, file complaints.
- Restructured contract solicitation for CNA's and care providers at Helen Sawyer ALF to meet living wage – although it is not stated that way as that is not a Federal law but a local ordinance.

Americans with Disabilities Act (ADA) Office

- Funding for three additional staff members in the ADA office
 - This will help to make sure that ADA requirements are being met throughout County buildings and services, which will serve our older adult community with diminished mobility and abilities.

Resilience/Livability

- A new position - Heat Officer Resilience planning around extreme heat risks – Older adults are more susceptible to issues with regard to heat, the Heat officer will focus on reducing heat “islands” which are areas that are overheated due to lack of shade and other issues.
- Budget for increased tree Canopy

Civic Engagement

- Budgeted funding for vote by mail informational materials
- Increased stipends for poll workers
- Vote by mail ballot inserter
- Elections Logistics Technician to implement Coordination of new and temporary polling locations

For more information please visit www.MiamiDade.gov/budget



Michael Roman

*Community Partnerships & Strategic Development Manager
Department of Human Services, City of Miami*

CITY OF MIAMI EMPOWER 60

IN THIS PROGRAM, OLDER ADULTS LEARNED STRATEGIES FOR
ENGAGING AND WORKING WITH LOCAL GOVERNMENT



EMPOWER60

CITY OF MIAMI – EMPOWER60 was a 4-week academy in each of the five (5) districts in the City of Miami designed for older adults, residents ages 60 and above to learn the best practices of engaging and working with local government.

EMPOWER60 provided a weekly course for two hours and was facilitated to help participants increase resident engagement; educated neighbors about local government's role and impact; and promoted engagement and service deliveries of governmental services.

Topics included public safety, clean and beautiful neighborhoods, growth and development, education and economic access, culture and recreation, and efficient and effective government.

After successful completion, participants created a civic engagement plan, received a stipend and have many opportunities to put the skills learned into practice.

PROGRAM ELIGIBILITY

- City of Miami Resident
- Age 60 and older
- Must be available to participate once a week course for two hours

PROGRAM OVERVIEW: WEEK 1



PROGRAM OVERVIEW: WEEK 2



PROGRAM OVERVIEW: WEEK 3



PROGRAM OVERVIEW: WEEK 4



ACCOMPLISHMENTS

- 18 City of Miami residents participated and complete 4-week academy in their respective district.
- Total reach for this pilot was 240 residents
 - Each participant engaged 5 neighbors and one district engaged its AARP chapter
- Provided stipends and services for participants to continue promoting wealth equity in our older adult populations
- Supported all participants in the development of their own civic engagement strategy project
- Presented opportunities to implement civic engagement strategies into practice
- Encouraged participants to evaluate the success of program and create a guide for other local governments

SURVEY

PRE-SURVEY

- 69% did not know the difference between City of Miami and Miami-Dade County
- 20% did not know the Mayor of Miami
- 33% did not know their City of Miami Commission district
- 31% did not know their City of Miami District Commissioner
- 50% did not know City of Miami Services offered to older adults
- 6% did not know how to connect with the City to learn about services
- 88% had not heard of Miami-Dade's Age Friendly Initiative

POST SURVEY

- 100% now know the difference between City of Miami and Miami-Dade County
- 100% now know the Mayor of Miami
- 100% now know their City of Miami Commission district
- 100% now know their City of Miami District Commissioner
- 100% now know City of Miami Services offered to older adults
- 100% now know how to connect with the City to learn about services
- 100% now know of Miami-Dade's Age Friendly Initiative

CIVIC ENGAGEMENT PLAN

The most significant result is that 100% of participants have created a civic engagement plan which includes:

- Participant's vision for his/her/their community
- Topics and issues of concern
- Contact information to key City staff
- Options and recommendations for the neighborhood
- Implementation and next steps

IMPACT

- Participants now heavily engaged
- Feeling of empowerment
- Creating a sustainable plan to continue program
- Older adults are more active and engaged, beyond volunteering

LESSONS LEARNED

- COVID-19 created social isolation and a need to connect with community
- Program needs to be adapted to each community
- Recruitment was an initial challenge until after the cohorts began meeting

SUSTAINABILITY

- Exploring a full day or half day consolidated course
- Meeting with other partners to share curriculum and materials
- How to roll or sustain with no funds?

Bill Armbruster

Senior Advisor Livable Communities
AARP



Bill Armbruster, Senior Advisor
AARP Livable Communities



**Helping Make
Communities Livable
For People Of All Ages**
aarp.org/livable

Coming Next Week! On-Demand Videos and Resources

Look for the link in the AARP Livable Communities Newsletter or Visit AARP.org/Livable2021



2021 AARP Livable Communities Workshop

Engaging Older Adults: Why It's Good for the Community

▶ Wednesday, **September 22**

▶ Thursday, **September 23**







Free Online Event

AARP.org/Livable2021


Age-Friendly Training Modules


- Six modules
- Each runs 9-16 minutes
- Access all at

[AARP.org/AgeFriendlyTraining](https://www.aarp.org/AgeFriendlyTraining)

AARP Network of Age-Friendly States and Communities		
 <p>1. An Introduction</p>	 <p>Module 2: The 8 Domains of Livability</p>	 <p>Enrolling in the network:</p> <p>A community's elected officials have made a commitment to make their town, city, county, region or state more age-friendly</p>
<p>Lesson 1</p> <p>Learn about aging in America, what "age-friendly" means and how communities join the network</p>	<p>Lesson 2</p> <p>The 8 Domains of Livability can be used as a framework for organizing age-friendly work</p>	<p>Lesson 3</p> <p>Learn how to enroll a town, city, county — or entire state — in the age-friendly network</p>
<hr/>		
 <p>Conducting a community assessment</p>	 <p>Livable Community - Action Plan</p> <p>Now all age-friendly equipment installed in all parks</p>	 <p>Lesson 6</p>
<p>Lesson 4</p> <p>Learn about conducting a community assessment</p>	<p>Lesson 5</p> <p>Learn about writing and submitting an age-friendly action plan</p>	<p>Lesson 6</p> <p>Learn how to implement an action plan and report on its progress</p>

Age-Friendly Members-only Portal

[Terms and Conditions](#) [Contact Us](#) 




Age-Friendly Communities
Are Livable for
People of All Ages

[Home](#) [Discussions ▾](#) [Events](#) [Webinar Archives](#) [NAFSC Resources ▾](#) [AARP Livable ▾](#)

AARP Network of Age-Friendly States and Communities (NAFSC)


Members-only portal for states and communities enrolled in the network



Open Forum

Engage with peers and other innovators from across the nation.


[More ▶](#)



Network

Create connections with other members in the network.

[More ▶](#)



Library

Browse and share resources that can inspire the work in your community.

[More ▶](#)

Upcoming Events

[Add Event ▾](#)

October 12

NAFSC October 2021 Webinar, Structure for Sustainability

October 27

Redefining Health: New Approaches for How We Live and Age

November 5

Age-Friendly Virginia Meeting
Nov 5, 11:00:00 AM - 12:00:00 PM


Quick Links


[My Profile](#)


[Member Directory](#)

[Community Directory](#)

[Add Your Stakeholders](#)

 Action Plan - LC1C...pdf

 Action Plan - LC1C...pdf

 Action Plan - LC1C.pdf

[Show all](#) [×](#)

A revamp and reissue of the **AARP** *Walk Audit Tool Kit* and worksheets

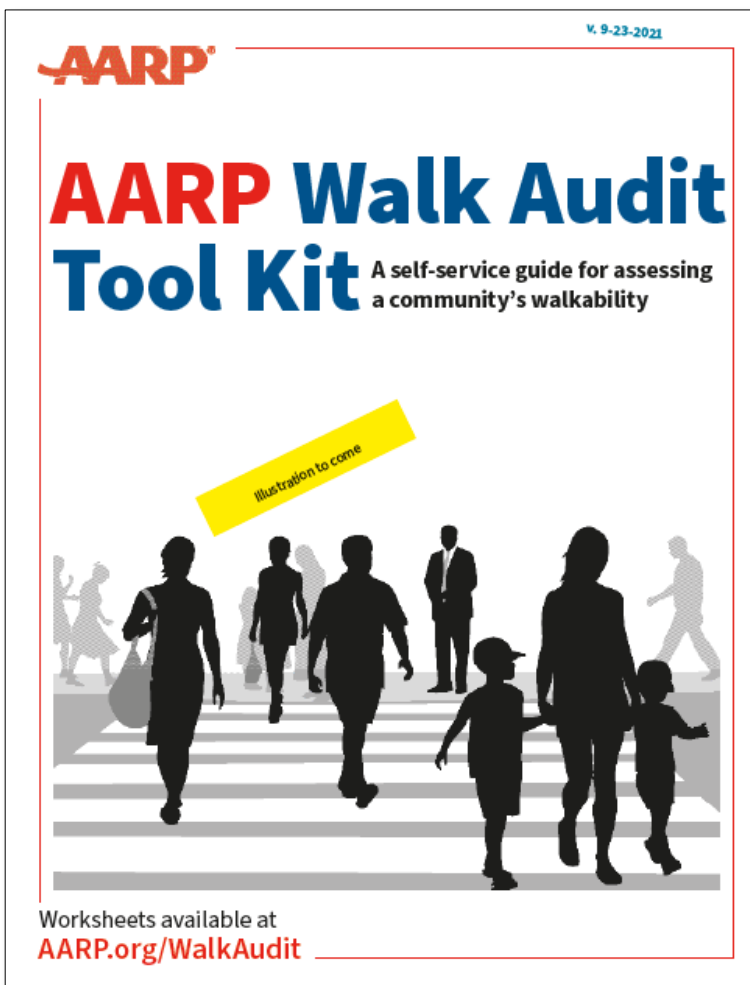


Table of Contents

Introduction	2
AARP and Walkability	3
PART 1: Getting Started	
Step 1: Get Ready	4
Step 2: Get Set	6
Step 3: ... and Go Do a Walk Audit!	8
PART 2: Information and Instructions	
A Streetscape Vocabulary List	10
What is a "Complete Street"?	12
The Walk Audit Scorecard	14
The Walk Audit Summary Sheet	15
PART 3: Taking Action	
Reporting Results, Proposing Solutions	16
Strategies for Safer Streets	20
Learn More	22

Walk Audit Worksheets

Make a Map
Who's Using the Street — and Why
Sidewalks, Streets and Crossings (single-location audit)
Sidewalks, Streets and Crossings (mobile audit)
Sidewalks
Streets and Crossings
Street Safety and Appeal
Public Transit Access
Walk Audit Summary Sheet

Enabling Better Places: A Handbook for Improved Neighborhoods

by **AARP Livable Communities** and the **Congress for the New Urbanism (CNU)**



Order or download via **AARP.org/Zoning**

Order in bulk via Fulfillment (D20518)

- A free, 24-page, information- and photo-filled publication about the types of small-scale, incremental policy changes that can be made without overhauling entire zoning codes and land use policies
- Explains why a community may want to change its zoning codes and rules, and how it can do so in ways that strengthen the local economy, promote equity, and support diversity and inclusion
- Includes photos or examples of locations in 15 states

Homelessness in Parks

**A new resource by 8 80 Cities
with support from AARP Livable:**

Addressing Homelessness in Parks:
Guidance on Inclusive Practices



AARP Livable Communities Publication Order Form

Access via **AARP.org/LivableLibrary**

The screenshot shows the AARP Livable Communities website. At the top, there's a navigation bar with links like 'Join', 'Renew', 'Help', and 'Member Details'. Below this, the main heading is 'AARP Livable Communities'. A sub-heading reads 'Livable Communities Publications Order Form'. The text explains that the following (free) booklets and guides have been created to help community leaders and residents make where they live more livable for people of all ages. It then lists instructions for selecting publications to order, including checking the size of the title, learning more about the titles, and noting that all publications are free. A section titled 'AARP NETWORK OF AGE-FRIENDLY STATES AND COMMUNITIES' lists various publications like 'AARP Roadmap to Livability Series' and 'AARP HomeFit Guide'. At the bottom, there's a section for 'HOUSING PUBLICATIONS' listing titles like 'AARP HomeFit Guide' and 'The ABCs of ADUs'.



Allows one of each publication per order.
Multiple copies and bulk orders are available to AARP State offices via Fulfillment and to members of the public by emailing **Livable@AARP.org**

The American Rescue Plan Act of 2021 and Older Adults

Opportunities and Resources for Local Leaders



Prepared in partnership with AARP

TABLE OF CONTENTS

- | | |
|--|--|
| 3 Using this Resource: Working with AARP | 14 High-Speed Internet |
| 5 Understanding the Basics: U.S. Treasury Guidance on the American Rescue Plan | 15 <i>CASE STUDY: Reinvigorating and Developing the Workforce Post-COVID</i> |
| 6 Addressing Community Inequity | 16 Water, Sewer and Utilities |
| 7 Fostering Livable Communities | 17 Housing and Health |
| 8 COVID-19 and Older Adults | 20 <i>CASE STUDY: The Vaccine Rollout</i> |
| 9 Leveraging ARPA Funds for Livability | 21 Implementing American Rescue Plan Investments: Working with AARP |
| 10 Transit, Mobility and Open Spaces | 24 <i>CASE STUDY: Small Business Recovery</i> |
| 13 <i>CASE STUDY: Open, Livable Spaces</i> | 25 Conclusion |

Available for download at: <https://www.aarp.org/livable-communities/tool-kits-resources/info-2021/american-rescue-plan.html>

Available in print from Fulfillment using **D20741**
(Orders can be placed now for shipping on/about October 6.)

Livable Lessons Videos

NEW: Eli Spevak (ADUs)

Livable Lesson: Accessory Dwelling Units

Eli Spevak, a builder and advocate for community-oriented housing that's both affordable and environmentally-friendly, discusses the importance of and need for ADUs

AARP Livable Communities



PHOTO BY NOELLE STUDER-SPEVAK
Eli Spevak stands outside an accessory dwelling unit in Portland, Oregon.

[AARP.org/Livable](https://www.aarp.org/Livable)

Enter a topic, name, place, etc.

Or visit the A-Z Subject Archive

AARP Livable Communities e-Newsletter
Free, Weekly Award-Winning Information and Inspiration for local leaders

[Subscribe Now!](#)

NEW: Christopher Coes (Equitable Development)

Livable Lesson: Equitable Development

Community design and development expert Christopher Coes explains how equity can guide the creation of better neighborhoods and cities

AARP Livable Communities



PHOTO COURTESY SMART GROWTH AMERICA
Christopher Coes in 2018 at a Smart Growth America event.

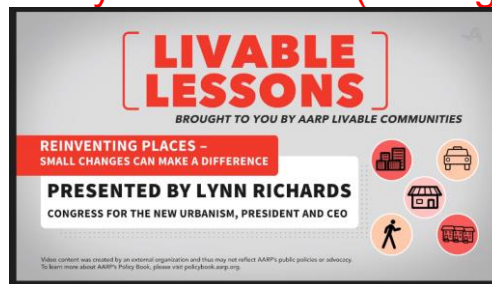
[AARP.org/Livable](https://www.aarp.org/Livable)

Or visit the A-Z Archive at

Enter a topic, name, place

AARP Livable Communities e-Newsletter
Free, Weekly Award-Winning Information and Inspiration for local leaders

UPCOMING: Lynn Richards (Zoning Quick Fixes)



EARLIER RELEASES

- Patrice Frey (Main Street America): **Commercial District Design**
- Gil Penalosa (880 Cities): **Older People and Cities**
- Beth Osborne (Transportation for America): **Transportation**
- Andrew Howard (Team Better Block): **Pop-up Placemaking**

On-demand videos through 2021: HomeFit & ADUs

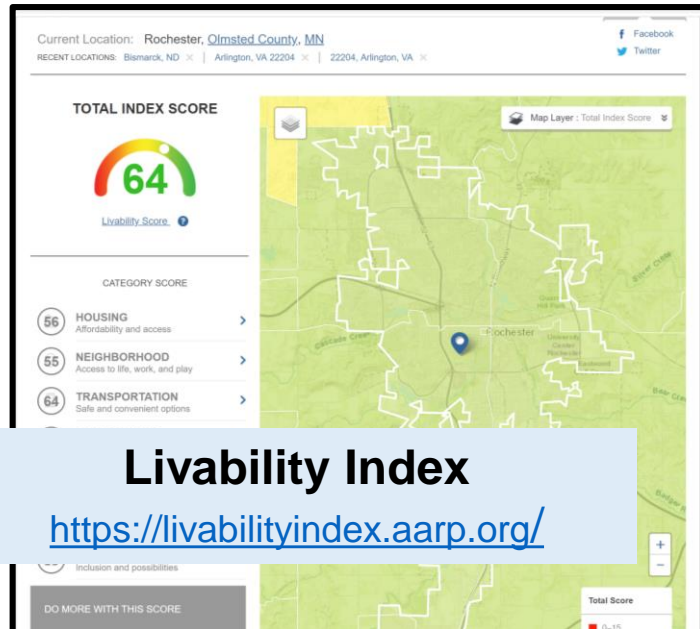
Making Your HomeFit You (45-minutes):

<https://learn.aarp.org/event/making-your-homefit-you-eastern-central>

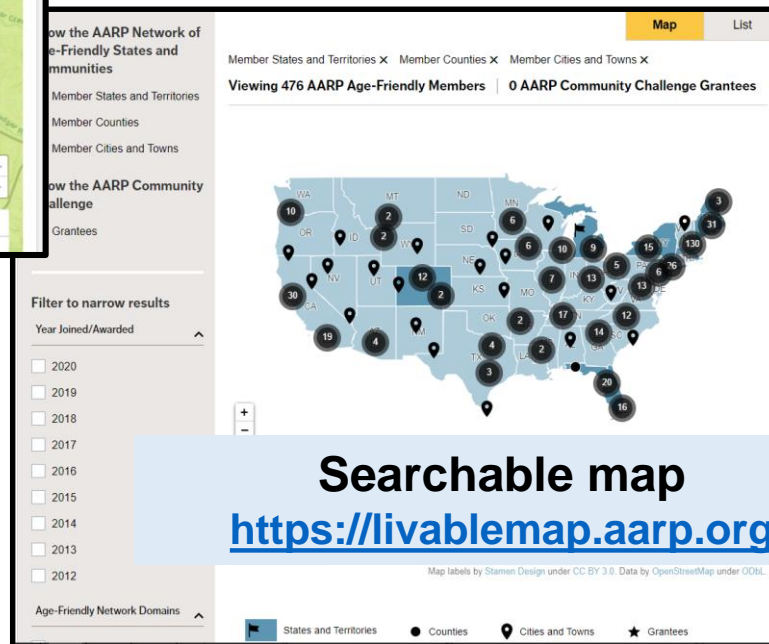
Backyard Flexible Housing Options (30 minutes):

<https://learn.aarp.org/event/backyard-flexible-housing-options-eastern-central>

Tools to help local leaders and residents



Free weekly e-newsletter
Text LIVABLE to 50757



October 24, 2018 View Online

AARP Red Foundation
Livable Communities Newsletter

Home Page | About Us | Tool Kits & Resources | A-Z Archives

Why Walkable Communities Are the Best Communities for Older Adults
Urban planner, author and walkability advocate Jeff Speck offers advice for what to look for — and not fall for — when searching for an aging-friendly place to live.
TIP: HAVING A PLACE TO WALK TO IS KEY

Last Conference Call!
The 2018 AARP Livable Communities National Conference is just a few weeks away. We'll be in Charlotte, North Carolina, November 12-14. Check out our updated conference program, breakout session descriptions and field trip offerings.
REGISTRATION CLOSES SOON

Livability News & Notes

The Mayor Who Banned Cars — By doing so, an historic city center on the decline rebounded to become a safer, healthier, more vibrant and walkable place to live, work and play. Source: [The Guardian](#)

The Best Type of Car for Older Adults — "Getting into a sports car is a controlled fall into the seat and a climb out," notes an engineer. "A pickup is the reverse." The seat height found in small SUVs provides a perfect fit. Source: [Detroit Free Press](#)

Livability in the Rural Mountain West — Thanks in part to the LOR Foundation, which supports livability efforts in Idaho, Montana, Wyoming, Colorado and New Mexico, this year's AARP Livable Communities conference will include several sessions about livability needs and successes in rural areas. Source: [LORfoundation.org](#)

Since the AARP Livable Communities team is busy preparing for our aforementioned conference, this newsletter won't be published on Halloween or the day after Election Day. Look for the next issue on November 14.
You can read past issues by visiting the [AARP Livable Communities e-Newsletter archive](#).

Thank you!

For more information, please contact

Laura Cantwell
AARP Florida
Lcantwell@aarp.org

Livable Florida
FL DOEA
LivableFL@ElderAffairs.org

