



# Handmade Gift Boxes

## Box 1:

Paper used: Home for Christmas - Carta Bella

You will need:

- 1 piece that is 8 1/2" x 11" - Pay attention to orientation
- Score with cardstock on the 11" side @ 2", 3", 9", and 10"
- Turn and score @ 1", 2", 6 1/2", and 7 1/2"
- Fold and crease
- Assemble as instructed in video




## Box 2:

Paper used: B & W Christmas 12"x12" - Paper Rose

You will need:

- 1 piece that is 11 1/4" x 12"
- Score on the 12" side @ 1/2", 1", 5 1/2", 6 1/2", 11", and 11 1/2"
- Turn and score on 11 1/4" side @ 6 1/4", 6 3/4", and 10"
- Fold and crease
- Assemble as instructed in video





### Box 3:

Paper used: I Love Christmas - Echo Park

You will need:

- 1 piece 12"x12" cardstock
- Cut down to 6" x 12"
- From the leftover piece of 6" x 12" cut a piece that is 6" x 3 3/4"
- From the piece that is leftover cut it down to 5 1/4" and then cut two pieces that are 2 3/4" x 5 1/4"
- Score the 6" x 12" piece on the 12" side @ 4 3/4", 6 1/2", and 11 1/4"
- Score the 3 3/4" x 6" piece @ 1 3/4" on the 3 3/4" side
- Score the two piece 2 3/4" x 5 1/4" @ 1/2" on three sides
- Fold and crease all score lines and assemble as instructed in video

