

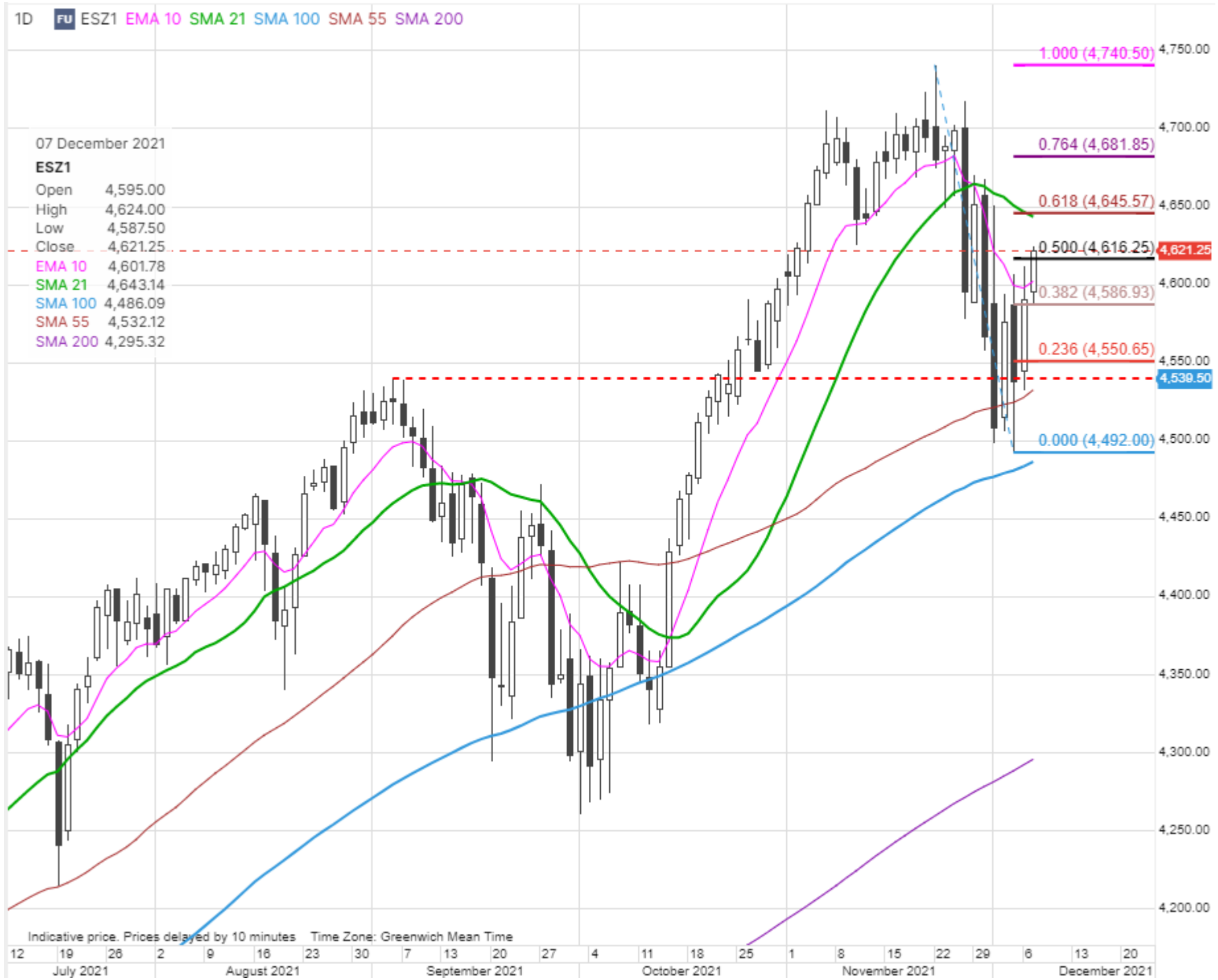


Questions and comments to Marketcall@SaxoBank.com

The Saxo Market Call podcast – Tuesday, December 7, 2021

NOTE: The slides here that accompany the podcast will occasionally mention financial instruments that are not tradable for all retail clients, depending on the relevant appropriateness test. Financial instruments mentioned can range from low to high risk, and our thoughts on the market should not be viewed as investment recommendations, but inspiration and information to gain a better understanding of current market dynamics.

US equity market: Important support survived... watching first retracement



Source: Saxo Group

Saxo equity themes performance overview

Sorted on one-day return

Theme	1D	MTD	YTD	1Y	5Y
Travel	4.0	4.6	1.2	-2.0	38.3
Payments	2.8	0.1	-17.5	-9.0	252.3
Defence	1.8	3.0	2.2	1.5	58.6
Commodity Sector	1.4	2.2	19.0	21.4	119.4
3D Printing	1.0	-2.2	-0.7	-1.4	88.3
MSCI World (USD)	1.0	0.5	17.4	19.8	97.3
Gaming	0.7	-4.1	-19.3	-15.3	377.8
Cannabis	0.6	-7.0	-5.2	-8.0	330.0
Logistics	0.5	1.5	34.2	40.5	168.2
Mega Caps	0.2	-3.3	33.5	39.1	395.1
Financial Trading	0.1	-0.9	24.8	32.6	227.4
Bubble Stocks	0.0	-10.5	-23.9	-19.7	1,269.0
China Consumer & Technology	-0.2	-2.2	-17.6	-10.8	352.5
Green Transformation	-0.2	-6.2	-0.6	18.8	1,000.3
E-commerce	-0.3	-7.3	-26.3	-19.8	493.4
Semiconductors	-0.5	-1.6	33.1	33.2	472.8
NextGen Medicine	-0.5	-7.9	-20.9	-13.8	827.2
MSCI EM (USD)	-0.9	0.2	-4.1	-0.9	61.2
India (GDRs)	-1.0	-2.2	25.4	34.3	108.6
Cyber Security	-1.1	-5.8	14.0	30.6	355.1
Battery	-1.2	-3.5	14.2	38.1	534.8
Crypto & Blockchain	-2.2	-14.7	84.6	304.6	NA

Source: Bloomberg and Saxo Group

2s10s see the fastest drop since June 2012.

The yield curve continues to flatten
The yield curve flattens at the fastest pace since 2012



Source: Bloomberg and Saxo Group.

Despite market turmoil, junk bonds continue to shine.

Last week, junk bonds rose the most in three months



Source: Bloomberg.

Time for the USD to turn lower? Fed unlikely to lead..fiscal drag next year?



BBDOY Index (Bloomberg Dollar Spot) Daily 07DEC2020-07DEC2021 Copyright© 2021 Bloomberg Finance L.P. 07-Dec-2021 08:44:14

AUDUSD bounces on risk sentiment, China, RBA Statement



FX Board - Trend Evolution for G10 FX + CNH

Tuesday, December 7, 2021

SAXO
BANK

Aggregate	EUR	USD	CNH	JPY	GBP	CHF	AUD	CAD	NZD	SEK	NOK	XAU	XAG
Trends ->	0.7	3.2	5.0	3.7	-0.4	3.3	-4.2	0.5	-4.6	-2.6	-4.3	-0.2	-4.2
2D Change	-0.7	-0.6	-0.7	-2.2	0.2	-2.6	1.4	1.9	-0.4	1.2	2.1	0.3	0.3
5D Change	0.1	-0.7	-0.9	-1.4	0.0	-1.7	-0.6	1.6	-0.2	1.8	1.6	0.5	-0.6
↑ Momentum													

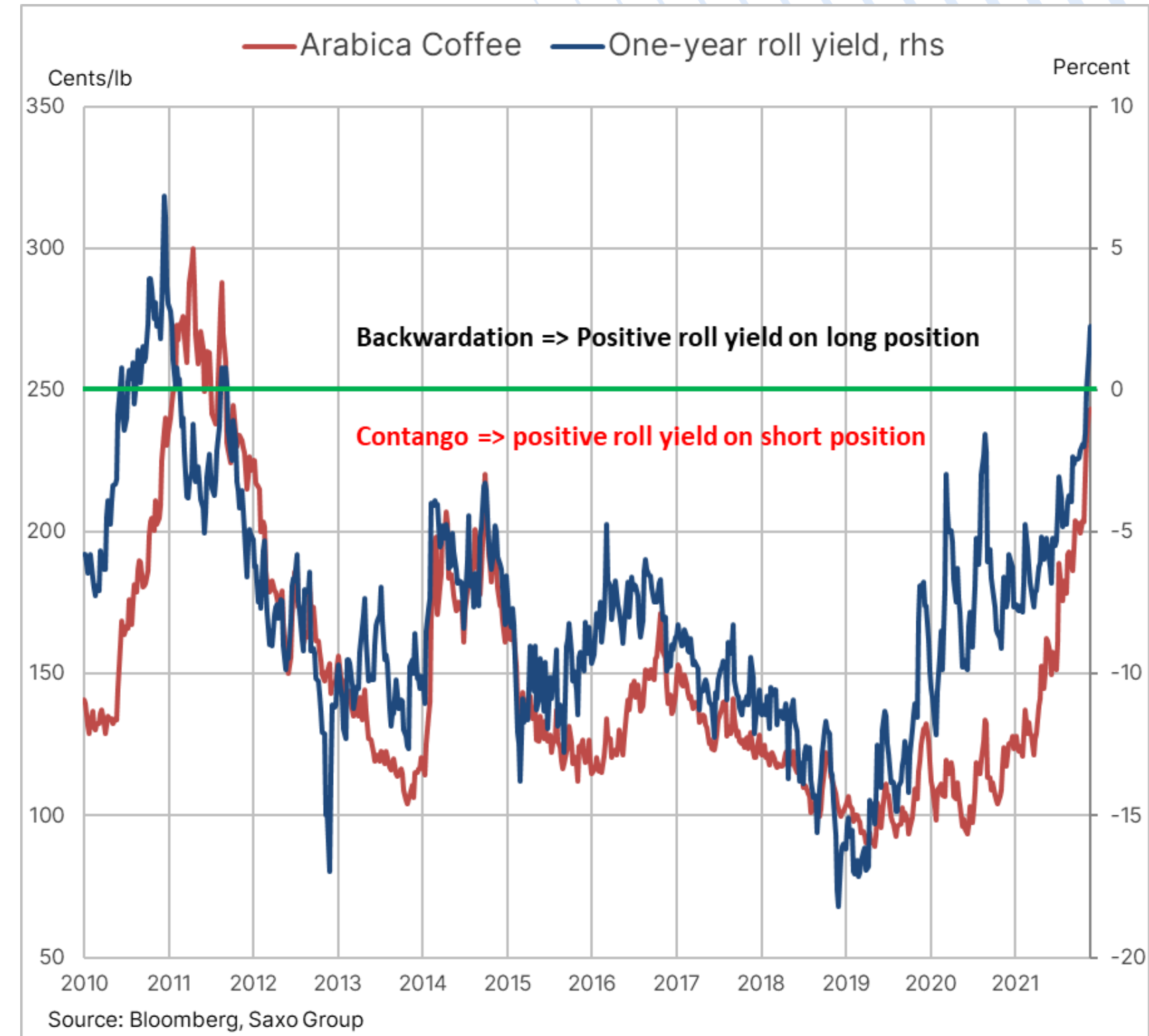
Trend readings for last five weeks

Date	EUR	USD	CNH	JPY	GBP	CHF	AUD	CAD	NZD	SEK	NOK	XAU	XAG
7-Dec	0.7	3.2	5.0	3.7	-0.4	3.3	-4.2	0.5	-4.6	-2.6	-4.3	-0.2	-4.2
6-Dec	1.1	3.7	5.4	4.9	-0.5	4.4	-5.2	-0.3	-4.6	-3.1	-5.3	-0.3	-4.4
3-Dec	1.4	3.7	5.7	5.9	-0.7	5.9	-5.6	-1.4	-4.3	-3.8	-6.4	-0.5	-4.5
2-Dec	0.8	3.4	5.4	5.3	-0.5	5.1	-4.1	-1.8	-3.8	-3.3	-5.9	-1.2	-5.1
1-Dec	0.9	3.6	5.7	5.7	-0.8	5.1	-3.8	-1.7	-4.2	-4.1	-5.9	-0.7	-4.8
30-Nov	0.6	3.9	5.9	5.1	-0.5	5.1	-3.6	-1.2	-4.4	-4.4	-5.9	-0.6	-3.6
29-Nov	-0.1	4.8	5.9	4.6	0.3	4.2	-3.0	-0.2	-4.1	-6.0	-5.9	0.1	-3.0
26-Nov	-0.4	5.5	6.4	3.7	0.9	3.4	-2.5	0.3	-3.5	-7.3	-6.1	0.8	-2.0
25-Nov	-2.6	5.9	7.2	1.0	0.8	1.2	-1.0	2.1	-2.3	-6.7	-4.9	0.4	-1.0
24-Nov	-2.9	5.9	7.0	1.1	1.1	1.4	-0.9	1.3	-1.2	-7.2	-5.0	0.7	-0.6
23-Nov	-3.1	5.3	6.6	1.2	1.3	1.0	-1.1	0.3	0.1	-6.3	-5.2	1.4	0.5
22-Nov	-3.5	5.0	6.5	1.8	1.6	1.1	-1.4	0.0	0.6	-5.6	-6.0	3.6	2.5
19-Nov	-3.4	4.2	5.9	1.9	1.6	1.1	-1.7	0.3	1.0	-5.1	-5.7	6.1	3.8
18-Nov	-3.3	3.7	5.8	1.0	1.2	0.7	-1.4	0.2	0.8	-4.4	-4.3	7.0	4.6
17-Nov	-4.2	4.1	6.3	1.0	0.5	0.3	-1.0	0.8	-0.1	-4.3	-3.3	7.6	5.5
16-Nov	-3.8	4.0	5.9	0.3	-1.1	0.6	0.0	1.5	0.1	-4.1	-3.3	7.4	5.6
15-Nov	-3.2	3.2	5.4	0.8	-2.6	1.4	-0.3	1.0	0.6	-2.7	-3.5	7.8	6.2
12-Nov	-2.0	2.9	5.1	0.8	-3.3	2.1	-1.3	0.2	0.2	-1.5	-3.2	7.8	6.6
11-Nov	-1.7	2.6	4.2	0.6	-3.9	2.6	-2.0	0.3	0.3	-0.2	-2.7	7.3	5.8
10-Nov	-1.6	1.3	2.8	0.4	-3.9	2.8	-1.8	0.8	1.1	0.3	-2.2	5.7	3.9
9-Nov	-1.4	-0.1	1.5	0.2	-3.7	2.7	-1.5	0.0	1.7	1.8	-1.2	4.0	2.7
8-Nov	-1.7	0.1	1.7	-0.6	-4.2	2.7	-0.5	0.1	2.2	2.0	-1.6	3.3	2.7
5-Nov	-1.9	0.4	1.8	-1.2	-4.5	3.5	-0.4	0.4	1.5	2.7	-2.2	2.3	1.5
4-Nov	-2.1	0.1	1.5	-2.4	-3.7	3.5	0.1	0.7	1.7	2.7	-1.9	0.4	0.4
3-Nov	-2.2	-0.7	0.7	-3.6	-2.3	3.0	0.9	0.8	2.2	3.0	-1.4	-0.6	-0.2

Arabica Coffee hitting a decade high on worrying tightness



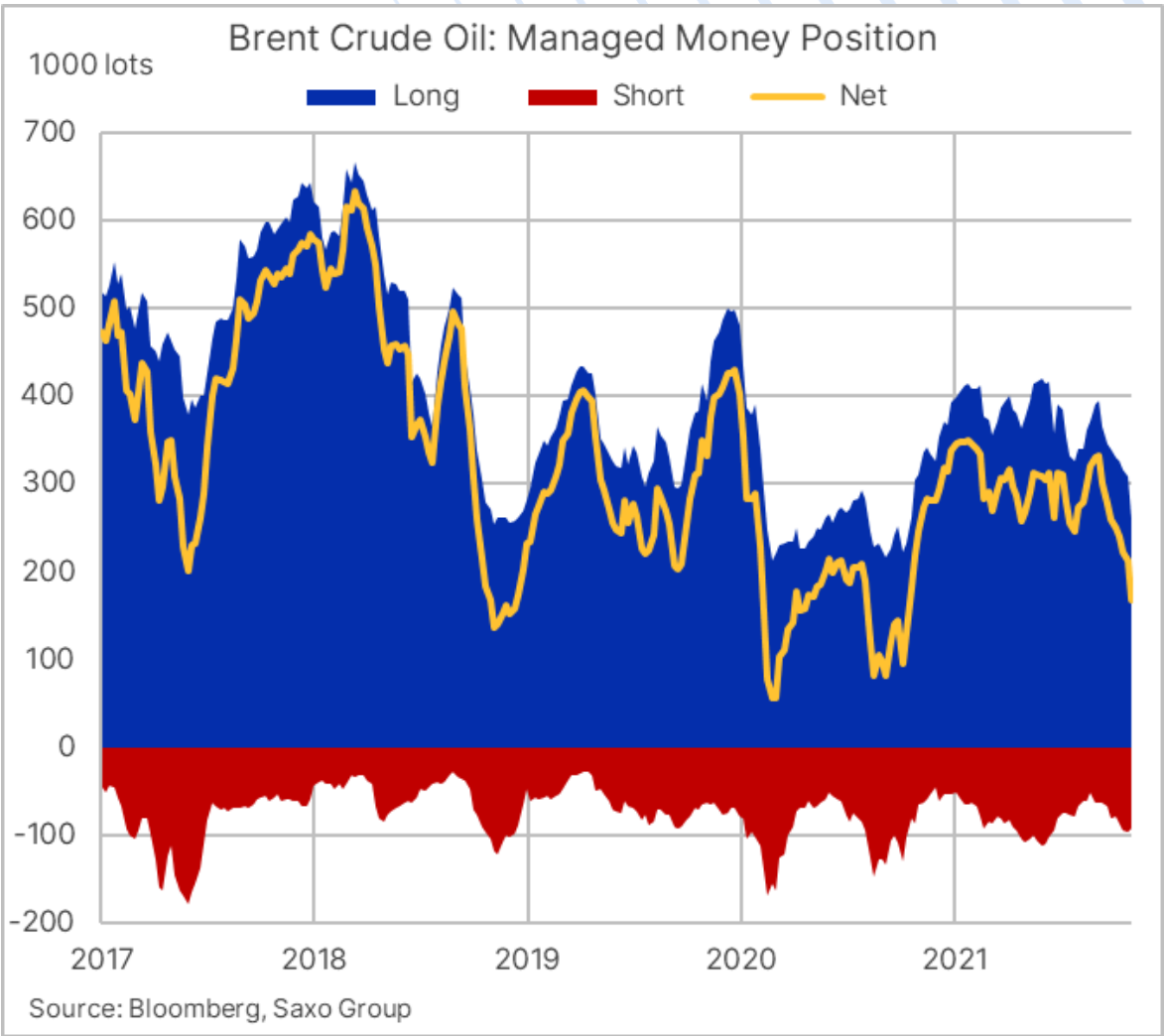
Source: Saxo Group



Crude oil above its 200-day moving average on fading omicron worries



Source: Saxo Group



Stocks to watch today...

- **Travel and payment** – best performing segments of the market yesterday could continue higher today.
- **MongoDB** – shares up 18% in extended trading on revenue beat and positive revision to FY revenue guidance.
- **Alibaba** – shares up 12% in Hong Kong trading on Chinese stimulus following yesterday capitulation session.
- **India** – down almost 8% from the recent peak but should be lifted by improving Omicron outlook.
- **Intel** – to list shares in its Mobileye division early next year which will most likely unlock value for Intel shareholders.
- **Tesla** – recovered from yesterday's 6% decline at the lows following SEC probe into claims on solar panel defects.



Source: Saxo Group

Earnings Watch: AutoZone must find growth

Today: SentinelOne, **AutoZone**, Ashtead Group

Wednesday: Huali Industrial Group, GalaxyCore, Kabel Deutschland, Dollarama, Brown-Forman, **UiPath**, **GameStop**, RH, Campbell Soup

Thursday: Sekisui House, Hormel Foods, Costco Wholesale, **Oracle**, Broadcom, **Lululemon Athletica**, Chewy, Vail Resorts

Friday: Carl Zeiss Meditec

In Millions of USD	2023 Y Est	2022 Y Est	Current/LTM	2021 Y	2020 Y~	2019 Y	2018 Y
12 Months Ending	08/31/2023	08/31/2022	08/28/2021	08/28/2021	08/29/2020	08/31/2019	08/25/2018
Market Capitalization			39,419.6	32,732.0	27,796.9	26,482.4	19,834.7
- Cash & Equivalents			1,217.3	1,217.3	1,826.9	244.3	277.3
+ Preferred & Other			0.0	0.0	0.0	0.0	0.0
+ Total Debt			8,415.3	8,415.3	8,462.1	5,262.6	5,058.2
Enterprise Value			46,617.5	39,929.9	34,432.1	31,500.8	24,615.7
Revenue, Adj	15,614.0	14,907.2	14,629.6	14,629.6	12,632.0	11,863.7	11,221.1
Growth %, YoY	4.7	1.9	15.8	15.8	6.5	5.7	3.1
Gross Profit, Adj	8,206.9	7,837.9	7,717.8	7,717.8	6,770.8	6,365.0	5,973.7
Margin %	52.6	52.6	52.8	52.8	53.6	53.7	53.2
EBITDA, Adj	3,517.6	3,341.6	3,527.6	3,723.3	3,170.4	2,586.1	2,479.4
Margin %	22.5	22.4	24.1	25.5	25.1	21.8	22.1
Net Income, Adj	2,170.8	2,063.1	2,170.3	2,170.3	1,733.0	1,617.2	1,578.0
Margin %	13.9	13.8	14.8	14.8	13.7	13.6	14.1
EPS, Adj	109.21	97.99	95.74	95.19	71.93	63.43	57.54
Growth %, YoY	11.4	2.9	33.0	32.3	13.4	10.2	30.6
Cash from Operations			3,518.5	3,518.5	2,720.1	2,128.5	2,080.3
Capital Expenditures	-641.1	-655.0	-621.8	-621.8	-457.7	-496.1	-521.8
Free Cash Flow	2,061.1	1,688.1	2,896.8	2,896.8	2,262.4	1,632.5	1,558.5

Source: Bloomberg

Macro – Calendar Highlights

Today's Calendar Highlights (all times GMT)

0900 – Norway Nov. Region Survey
1000 – Germany Dec. ZEW Survey
1000 – Euro Zone Dec. ZEW Survey
1330 – US Oct. Trade Balance
1330 – Canada Oct. International Merchandise Trade
1500 – Canada Nov. Ivey PMI
1700 – EIA's Short-Term Energy Outlook (STEO)

Upcoming Economic Calendar Highlights

WED: Poland Rate Announcement, **Canada Bank of Canada Rate Decision**, Brazil Selic Rate Announcement

THU: **China Nov. PPI / CPI**, USDA's World Agriculture Supply & Demand Est. (WASDE)

FRI: Norway Nov. CPI, UK Oct. Manufacturing PMI; UK Oct. Trade Balance, **US Nov. CPI**, US Dec. Preliminary University of Michigan Sentiment

Appendix: 5-year chart of US S&P 500 index



Appendix: Where do you find the equity theme baskets?

Saxo
TraderGO

TRADINGRESEARCHACCOUNT

Find Instrument

OverviewHot TopicsQuarterly OutlookForexStocksCommoditiesBondsETFsCryptoEducationTrade SignalsNewsMarket AnalysisCalendarEquities

US 30 Wall Street

34,581.20 USD

D -0.07% M 1.52% Y 35.75%

US Tech 100 NAS

13,674.79 USD

D -0.02% M -2.10% Y 42.48%

US 500

4,206.67 USD


D -0.05% M -0.11% Y 37.68%

Germany 30


15,591.67 EUR

D -0.03% M 2.62% Y 30.62%


Latest articles




EQUITIES | 01-Jun-2021 12:50 | 8 Minutes to read
Pricing power and valuation discount drive logistics returns in the future



EQUITIES | 01-Jun-2021 00:00 | 8 Minutes to read
Macro Dragon Reflections: Is Beyond Meat the next GameStop? Thoughts on the Jan-Feb Short Squeeze.... THE HIVE, AMC, GME, BB & BYND...




EQUITIES | 28-May-2021 10:50 | 6 Minutes to read
Additions to crypto basket; JD Logistics rides the e-commerce bonanza




EQUITIES | 27-May-2021 02:00 | 5 Minutes to read
Upcoming catalysts


Saxo's Equity Baskets




Logistics



Semiconductors



Financial Trading



Crypto and Blockchain

Disclaimer

The Saxo Bank Group entities each provide execution-only service and access to Analysis permitting a person to view and/or use content available on or via the website. This content is not intended to and does not change or expand on the execution-only service. Such access and use are at all times subject to (i) The Terms of Use; (ii) Full Disclaimer; (iii) The Risk Warning; (iv) the Rules of Engagement and (v) Notices applying to Saxo News & Research and/or its content in addition (where relevant) to the terms governing the use of hyperlinks on the website of a member of the Saxo Bank Group by which access to Saxo News & Research is gained. Such content is therefore provided as no more than information. In particular no advice is intended to be provided or to be relied on as provided nor endorsed by any Saxo Bank Group entity; nor is it to be construed as solicitation or an incentive provided to subscribe for or sell or purchase any financial instrument. All trading or investments you make must be pursuant to your own unprompted and informed self-directed decision. As such no Saxo Bank Group entity will have or be liable for any losses that you may sustain as a result of any investment decision made in reliance on information which is available on Saxo News & Research or as a result of the use of the Saxo News & Research. Orders given and trades effected are deemed intended to be given or effected for the account of the customer with the Saxo Bank Group entity operating in the jurisdiction in which the customer resides and/or with whom the customer opened and maintains his/her trading account. Saxo News & Research does not contain (and should not be construed as containing) financial, investment, tax or trading advice or advice of any sort offered, recommended or endorsed by Saxo Bank Group and should not be construed as a record of our trading prices, or as an offer, incentive or solicitation for the subscription, sale or purchase in any financial instrument. To the extent that any content is construed as investment research, you must note and accept that the content was not intended to and has not been prepared in accordance with legal requirements designed to promote the independence of investment research and as such, would be considered as a marketing communication under relevant laws.

Please read our disclaimers:

[Notification on Non-Independent Investment Research](https://www.home.saxo/legal/niird/notification) (https://www.home.saxo/legal/niird/notification)

[Full disclaimer](https://www.home.saxo/legal/disclaimer/saxo-disclaimer) (https://www.home.saxo/legal/disclaimer/saxo-disclaimer)

[Full disclaimer](https://www.home.saxo/legal/saxoselect-disclaimer/disclaimer) (https://www.home.saxo/legal/saxoselect-disclaimer/disclaimer)