The Saxo Market Call podcast - Wednesday, May 4, 2022

NOTE: The slides here that accompany the podcast will occasionally mention financial instruments that are not tradable for all retail clients, depending on the relevant appropriateness test. Financial instruments mentioned can range from low to high risk, and our thoughts on the market should not be viewed as investment recommendations, but inspiration and information to gain a better understanding of current market dynamics.

US equities nervously eye the FOMC meeting tonight

S&P 500 future

Source: Saxo Group

Saxo equity themes performance overview

Sorted on one-day return

Theme	1D	MTD	YTD	1Y	5Y
NextGen medicine	4.1	4.1	-33.0	-42.5	454.5
E-commerce	3.1	3.1	-42.4	-60.1	152.2
Bubble stocks	2.8	2.8	-38.8	-53.0	544.0
Semiconductors	1.8	1.8	-26.4	-11.6	222.6
Cyber security	1.2	1.2	-10.7	7.5	256.1
Gaming	1.1	1.1	-19.4	-33.7	199.7
Crypto & blockchain	1.1	1.1	-38.8	-56.6	NA
Mega Caps	0.8	0.8	-13.6	-4.9	185.4
3D Printing	0.8	0.8	-20.4	-40.9	25.8
Green transformation	0.7	0.7	-28.8	-33.1	389.5
Payments	0.7	0.7	-22.1	-38.3	150.6
China consumer & technology	0.7	0.7	-22.3	-34.9	176.3
India (GDRs)	0.5	0.5	-6.5	8.9	83.3
Financial trading	0.1	0.1	-16.5	-11.7	170.6
MSCI World (USD)	0.0	0.0	-13.0	-3.5	61.9
Energy storage	0.0	0.0	-28.6	-17.2	656.6
China's little giants	0.0	0.0	-35.2	-14.1	0.0
Logistics	-0.2	-0.2	-5.8	9.3	153.5
Travel	-0.2	-0.2	-2.8	-12.0	16.8
MSCI EM (USD)	-0.3	-0.3	-12.4	-18.6	22.1
Women in leadership	-0.5	-0.5	-15.5	-13.0	165.0
Defence	-0.9	-0.9	15.3	14.5	67.6
Commodities	-1.0	-1.0	24.3	43.5	140.0
Renewable energy	-1.3	-1.3	-8.9	0.6	501.7

Source: Bloomberg and Saxo Group

FX: Watching FOMC, GBP over the Bank of England tomorrow as well

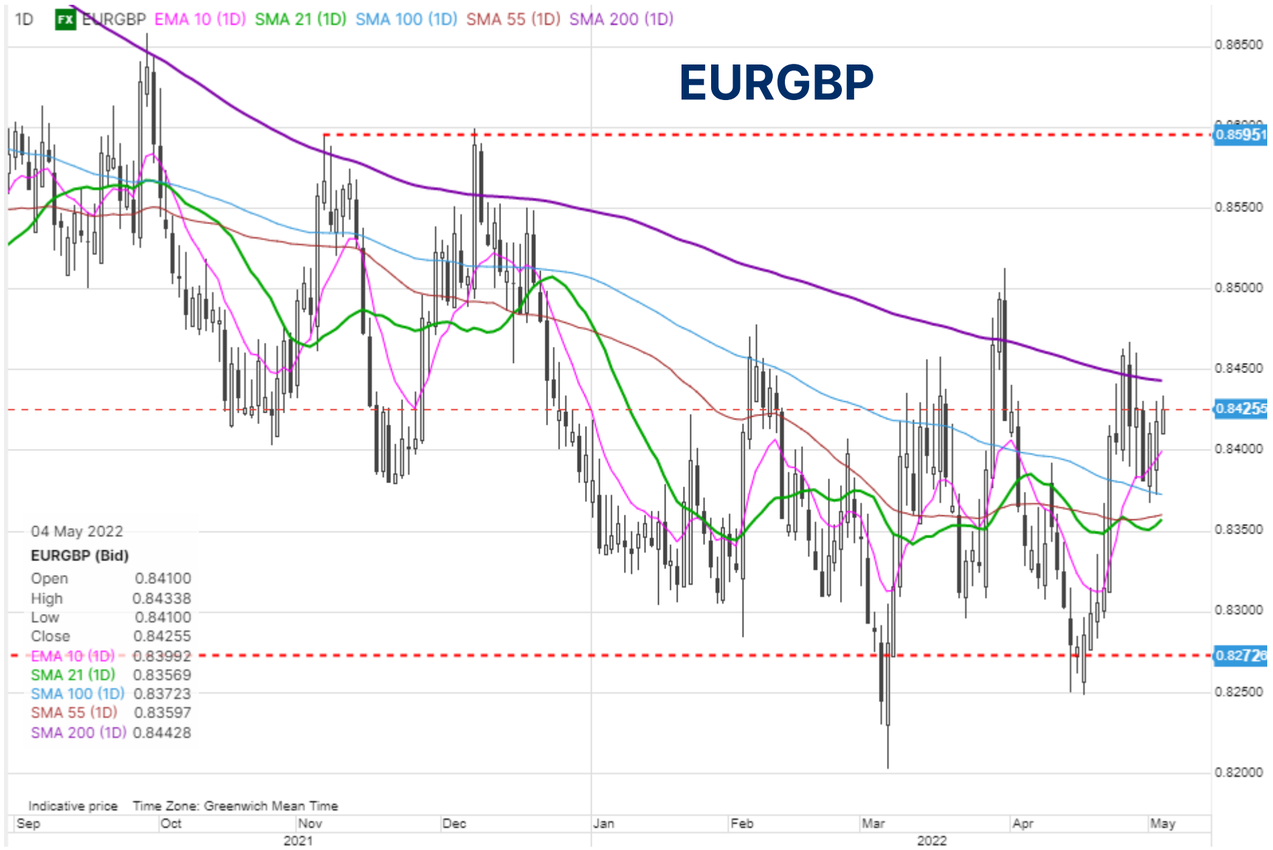

Source: Saxo Group

FX Board - Trends, volatility, G10 + CNH Wednesday, May 4, 2022

Aggregate	EUR	USD	CNH	JPY	GBP	CHF	AUD	CAD	NZD	SEK	NOK	XAU	XAG
Trends ->	0.4	7.9	-0.5	-1.4	-1.7	-1.2	0.0	4.0	-3.8	0.0	-3.7	-0.8	-4.5
2D Change	-0.1	-1.3	0.9	0.0	-0.4	-0.9	1.5	-0.1	-0.3	0.0	0.8	-0.8	-0.2
5D Change	0.0	-0.5	0.4	-0.8	1.1	-1.0	1.6	0.5	-1.8	0.6	0.2	-0.9	-1.5
↑ Momentum													

Trend readings for last five weeks

Date	EUR	USD	CNH	JPY	GBP	CHF	AUD	CAD	NZD	SEK	NOK	XAU	XAG
4-May	0.4	7.9	-0.5	-1.4	-1.7	-1.2	0.0	4.0	-3.8	0.0	-3.7	-0.8	-4.5
3-May	0.5	8.5	-1.0	-1.4	-1.3	-0.9	-0.7	4.1	-3.7	0.0	-4.1	-0.4	-4.5
2-May	0.5	9.1	-1.4	-1.4	-1.3	-0.3	-1.5	4.1	-3.5	0.0	-4.4	0.1	-4.3
29-Apr	0.2	9.0	-1.2	-1.7	-1.7	-0.1	-1.6	4.3	-3.2	0.3	-4.4	1.2	-3.8
28-Apr	0.0	9.4	-1.3	-1.8	-2.9	0.1	-1.1	4.7	-2.3	-0.2	-4.6	0.7	-3.2
27-Apr	0.3	8.4	-1.0	-0.6	-2.7	-0.3	-1.6	3.6	-2.0	-0.6	-3.9	0.2	-3.1
26-Apr	1.2	7.6	-1.8	-1.3	-2.1	-0.1	-1.9	3.3	-2.0	-0.2	-2.7	0.5	-2.7
25-Apr	1.3	6.4	-2.2	-4.0	-0.6	-0.9	-1.3	3.4	-2.0	1.2	-1.2	0.4	-2.2
22-Apr	1.0	5.0	-1.8	-6.2	0.3	-1.8	0.0	3.3	-1.9	2.2	0.2	1.7	-0.9
21-Apr	0.0	3.6	-1.3	-7.5	1.3	-2.4	1.6	3.9	-1.0	1.8	0.4	2.0	0.5
20-Apr	-0.9	3.3	0.0	-8.0	1.0	-2.2	1.9	3.8	-0.9	1.5	0.9	2.4	1.9
19-Apr	-1.3	3.9	2.1	-8.0	1.0	-1.6	1.1	3.0	-1.7	0.5	1.2	3.4	3.0
18-Apr	-1.7	3.3	2.6	-6.7	1.0	-0.8	0.8	2.6	-1.9	-0.2	1.1	4.4	4.1
15-Apr	-1.8	2.8	1.9	-6.8	1.0	-0.8	1.5	2.2	-1.5	0.0	1.5	4.0	3.5
14-Apr	-1.9	2.5	1.4	-6.8	0.5	-0.3	2.0	2.0	-1.3	0.4	1.5	3.7	3.4
13-Apr	-1.9	2.2	1.4	-7.1	-0.2	0.8	2.3	1.6	-0.9	0.4	1.5	3.6	3.0
12-Apr	-2.4	2.4	1.5	-7.0	-1.3	1.3	2.5	1.1	0.2	0.4	1.4	2.9	1.9
11-Apr	-2.1	2.2	1.3	-7.0	-1.3	1.1	2.4	1.5	0.0	0.8	1.3	2.1	0.9
8-Apr	-2.9	1.6	1.4	-6.6	-1.7	0.1	3.2	1.8	0.7	0.8	1.6	1.3	-0.3
7-Apr	-3.0	1.2	1.2	-6.7	-1.6	0.0	4.2	1.9	1.8	0.6	0.5	0.3	-1.0
6-Apr	-3.0	0.8	0.5	-7.0	-2.2	0.2	5.2	2.5	2.4	0.5	0.5	-0.2	-1.5
5-Apr	-2.9	0.2	-0.6	-7.2	-2.7	0.7	5.7	2.8	2.5	0.9	0.9	-0.4	-1.7
4-Apr	-1.7	-0.2	-0.8	-7.0	-2.8	1.0	4.6	2.5	2.3	1.2	1.2	-0.4	-1.3
1-Apr	-0.7	-0.4	-0.7	-7.2	-3.1	1.1	3.9	2.3	2.1	1.8	1.1	-0.5	-1.1
31-Mar	-0.5	-0.8	-0.9	-7.7	-3.4	0.9	3.9	2.4	2.6	1.9	1.8	-0.5	-0.8

Source: Saxo Group and Bloomberg

Rangebound oil focus on China, EU sanctions, FOMC & EIA stock report

Source: Saxo Group

EIA Petroleum Status Report	Period	API	EIA survey	Unit
Crude Oil stocks	29-Apr	-3,479	-600	1000 bbl
Gasoline stocks	29-Apr	-4,500	-800	1000 bbl
Distillate stocks	29-Apr	-4,457	-1,387	1000 bbl
Cushing stocks	29-Apr	978		1000 bbl

Source: EIA, API, Bloomberg and Saxo Group

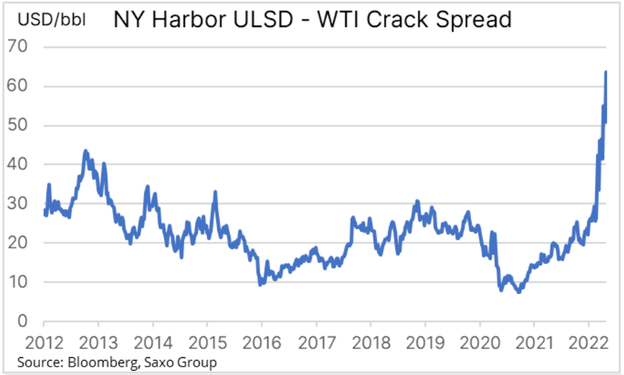

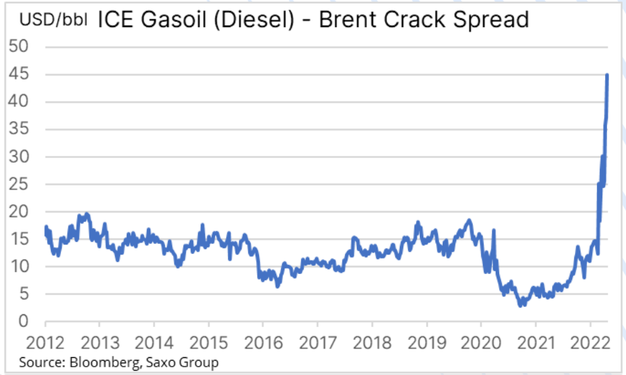

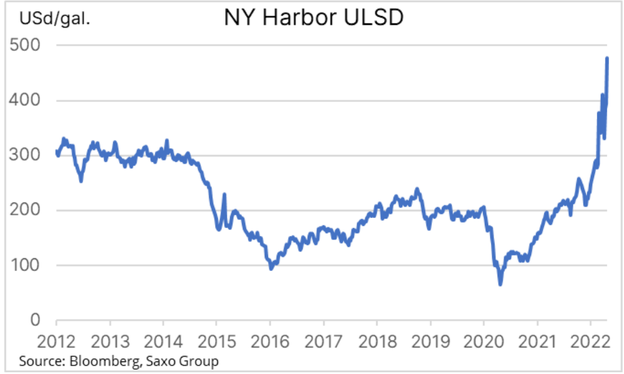

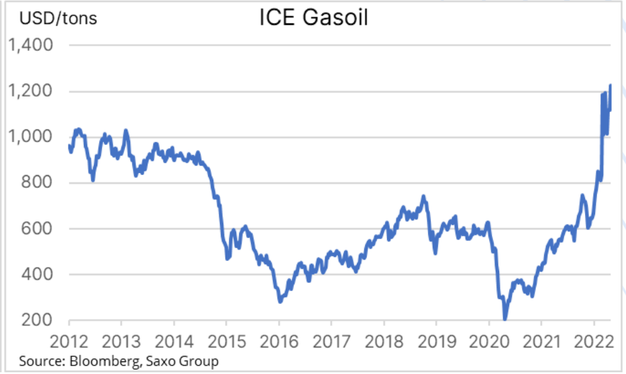

OPEC production in April goes from bad to worse

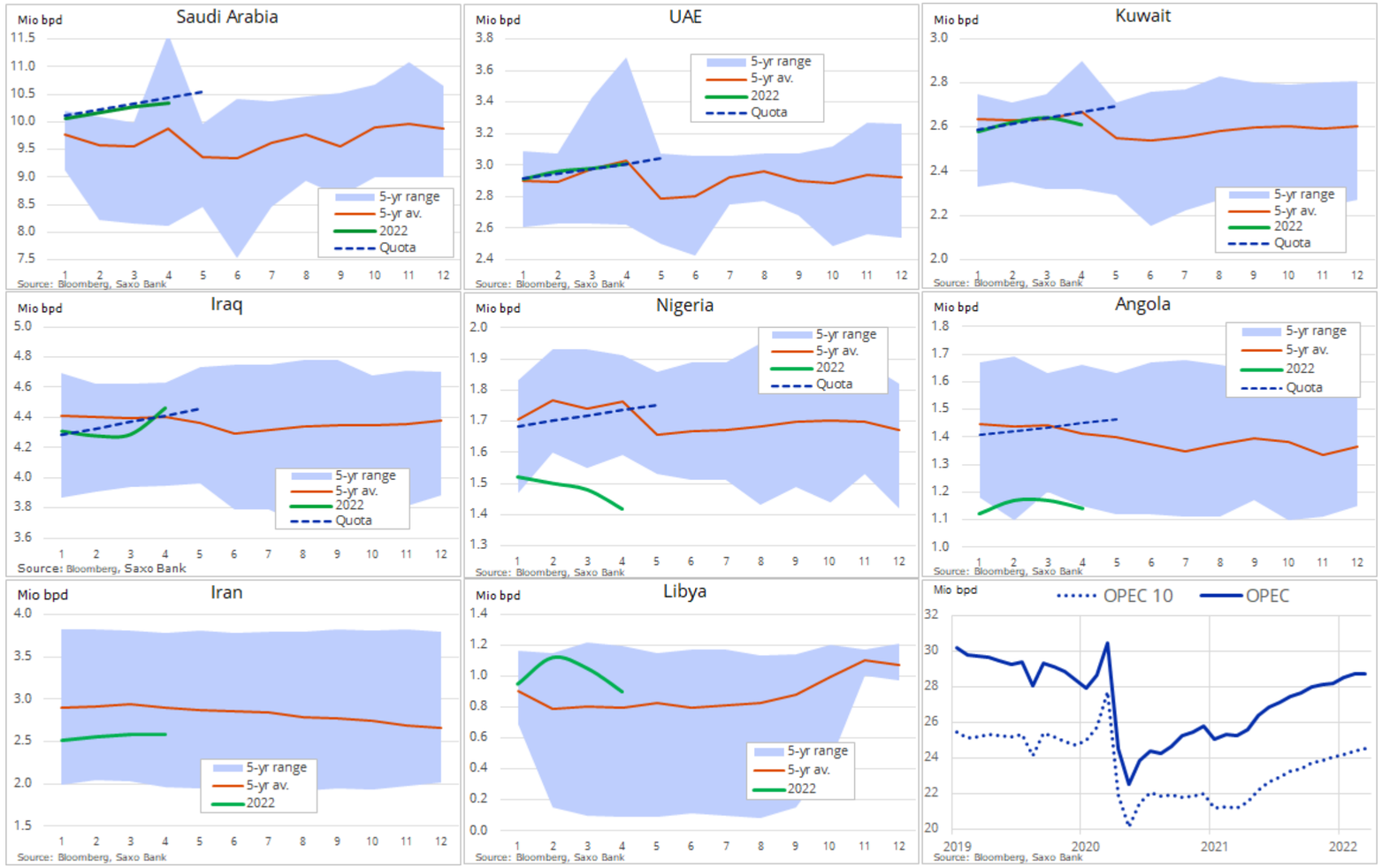

Production ('000 b/d)		Apr	Mar	Chg
Total OPEC		28,700	28,690	+10
Algeria		990	990	0
Angola		1,140	1,170	-30
Congo, Republic		270	270	0
Equatorial Guinea		110	100	+10
Gabon		200	180	+20
Iran		2,580	2,590	-10
Iraq		4,460	4,290	+170
Kuwait	i	2,610	2,640	-30
Libya		900	1,050	-150
Nigeria		1,420	1,480	-60
Saudi Arabia	i	10,340	10,270	+70
U.A.E.		3,010	2,980	+30
Venezuela		670	680	-10

Source: Bloomberg

Copper: A macro economic short against China, but..

Source: Saxo Group

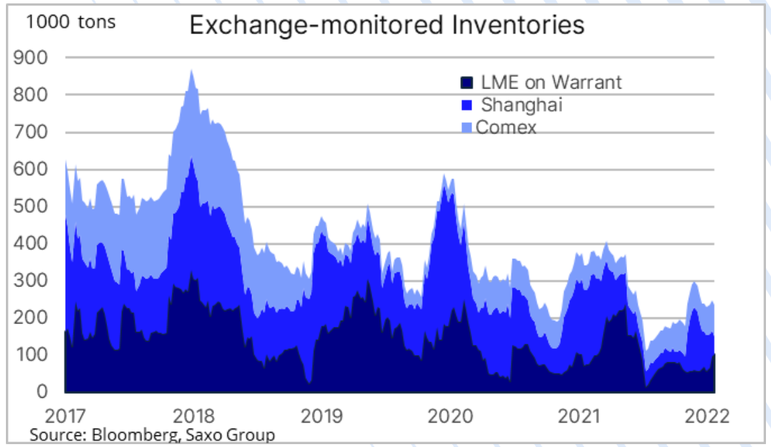

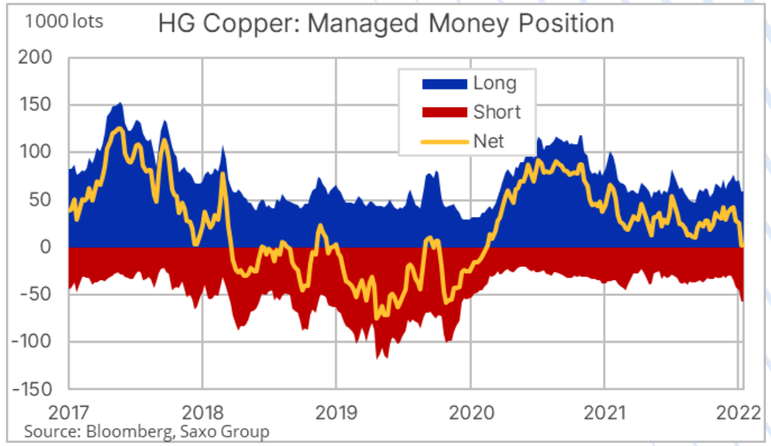

Stocks to watch today…

- **Maersk** – Q1 EBITDA $9.1bn vs $4bn a year ago, maintaining recent FY EBITDA guidance of $30bn.
- **Potash companies** – EU considering sanctions on main Belarus potash companies.
- **Airbnb** – better than expected Q1 results and better than expected Q2 guidance.
- **Lyft** – disappoints on Q2 revenue guidance and profitability target.
- **AMD** – strong results driven by datacenters, sees weaker PC demand.

Source: Saxo Group

It is getting worse on profit margins...

Today: ANZB, Barrick Gold, **A.P. Moller – Maersk**, Pandora, Sampo, Airbus, EDF, **Volkswagen**, Siemens Healthineers, Enel, Equinor, CVS Health, Booking, Regeneron Pharmaceuticals, **Uber**, Marriott International, Moderna, **Fortinet**, Ferrari, eBay, **Albemarle**

Thursday: National Bank of Australia, Anheuser-Busch InBev, **Shopify**, BCE, Coloplast, Credit Agricole, Societe Generale, **BMW**, **Zalando**, UniCredit, Shell, **ArcelorMittal**, ConocoPhillips, Zoetis, EOG Resources, Block, **MercadoLibre**, Illumina, Lucid Group

Friday: Macquarie Group, Enbridge, **Canadian Natural Resources**, **Adidas**, Intesa Sanpaolo, ING Groep, Cigna

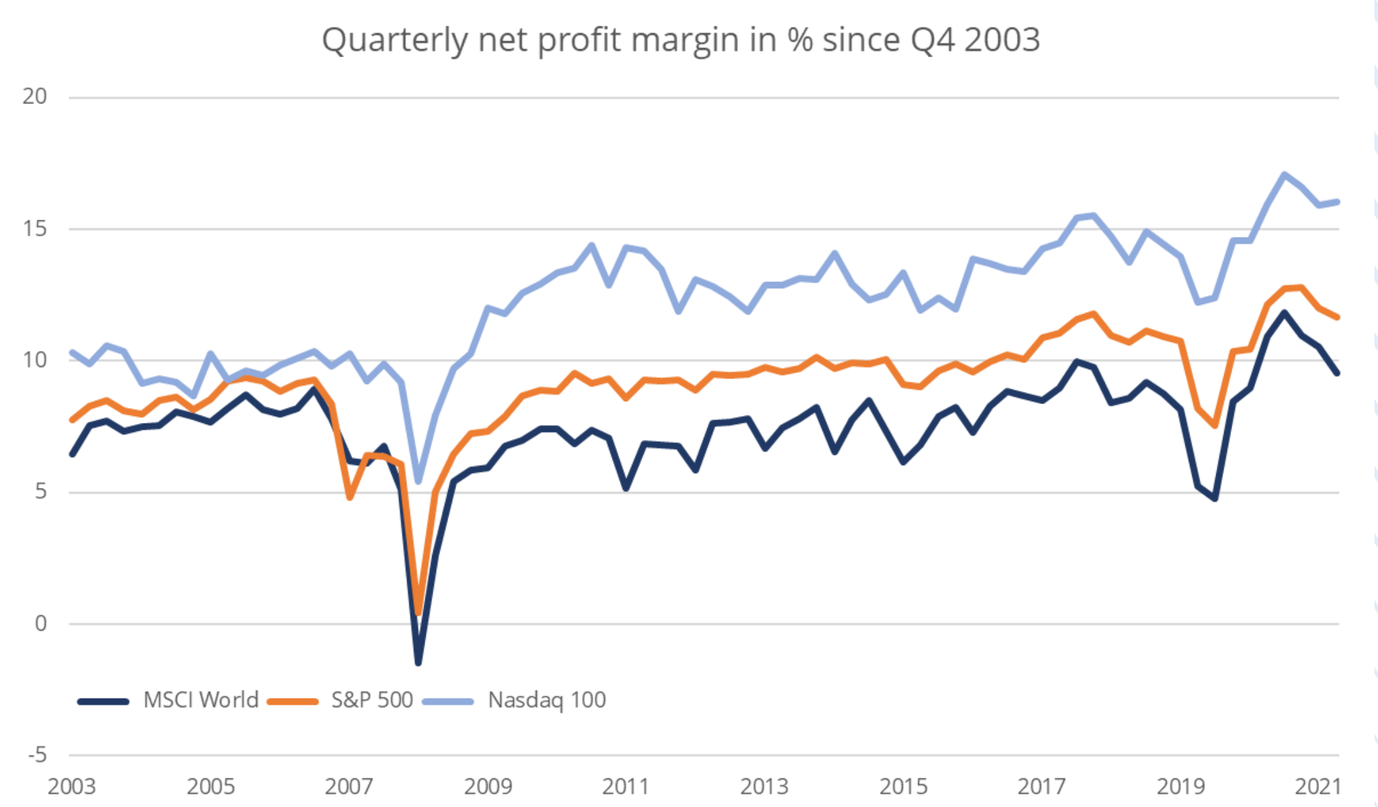

Source: Bloomberg and Saxo Group

Macro – Calendar Highlights

Today's Calendar Highlights (all times GMT)

1230 – US Mar. Trade Balance

1230 – Canada Mar. International Merchandise Trade

1400 – US Apr. ISM Services

1430 – US Weekly DoE Crude Oil and Product Inventories

1800 – US FOMC Meeting

1830 – US Fed Chair Powell Press Conference

2010 – New Zealand RBNZ members testify on financial stability report

2130 – Brazil Selic Rate announcement

0130 – Australia Mar. Trade Balance & Building Approvals

0145 – China Apr. Caixin Services PMI

Upcoming Calendar Highlights (all times GMT)

THU: **Norway Norges Bank Announcement**, **UK Bank of England Meeting**, Czech Repurchase Rate Announcement, Poland Rate Announcement, OPEC+ Meeting

FRI: Canada Apr. Employment Data, **US Apr. Change in Nonfarm Payrolls**, US Apr. Unemployment Rate, **US Apr. Average Hourly Earnings,** FAO World Food Price Index

Upcoming Economic Calendar Highlights

May 21 or before: Australia election

5-year chart of S&P 500 future (cont.)

Source: Saxo Group
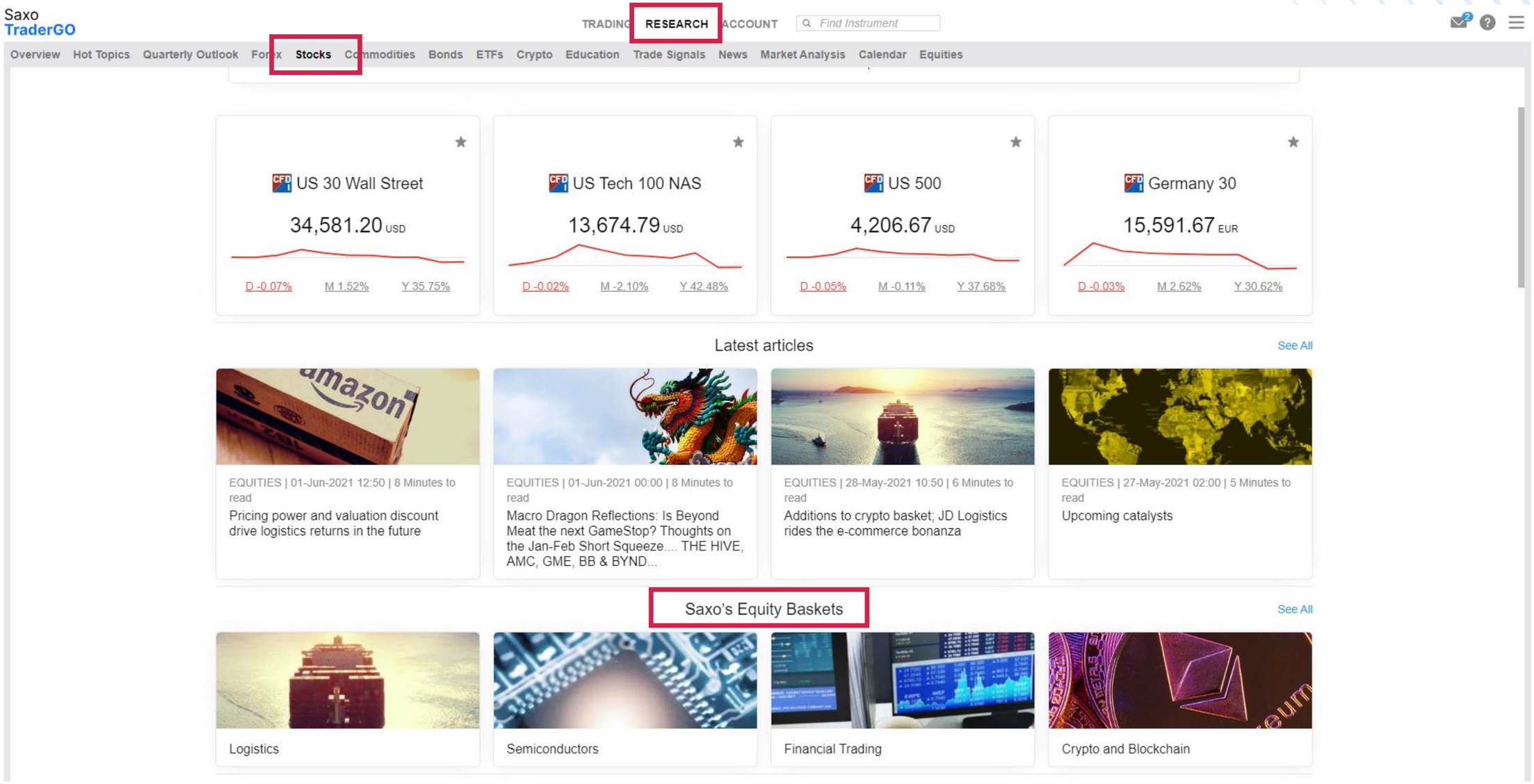
Appendix: Where do you find the equity theme baskets?