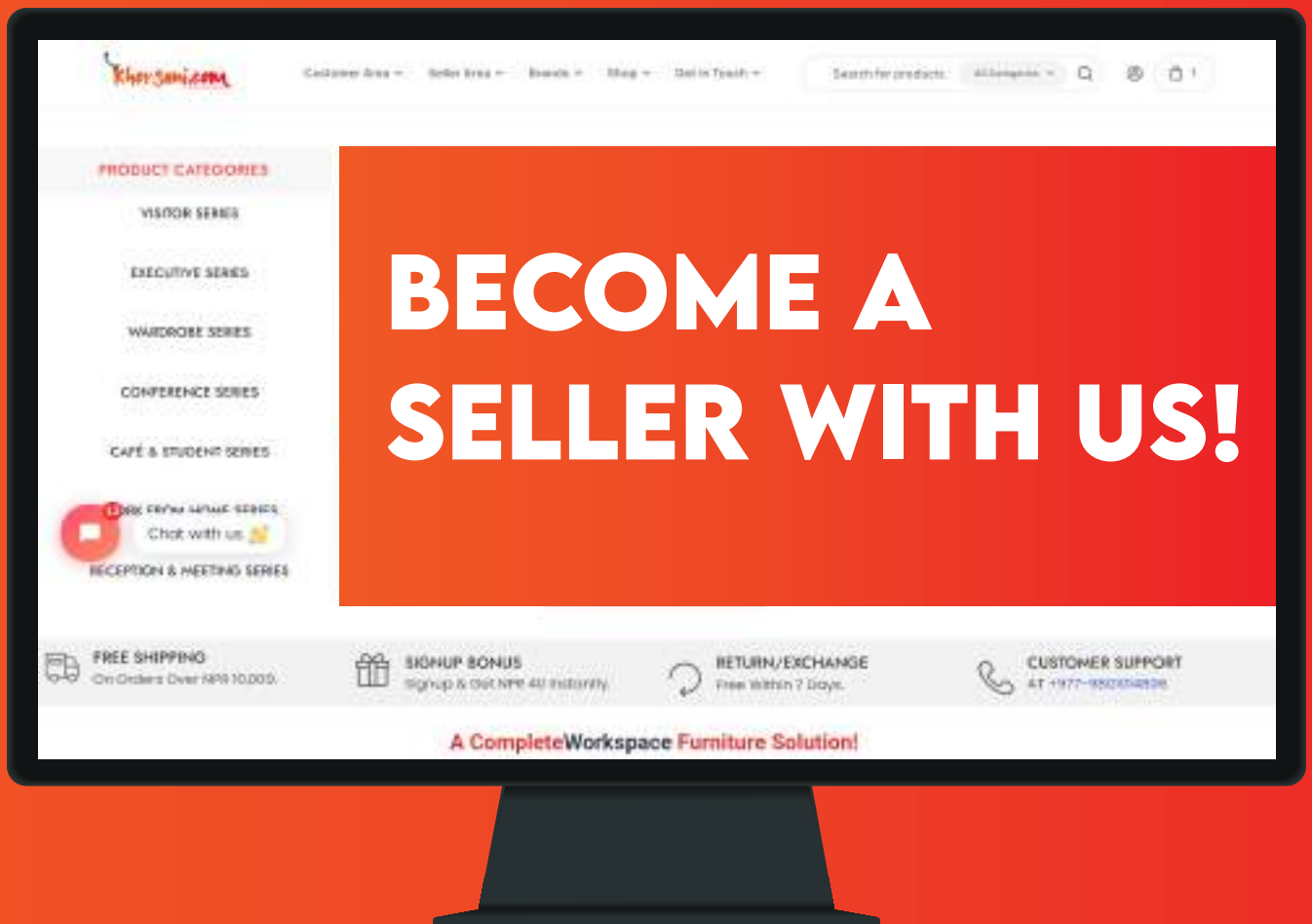




# ECOMMERCE PROPOSAL



**COLLABORATE WITH US**  
**FOR FREE\*!**



\*We Will Charge 2% For Every Sale


\*T & C Apply

# WHAT IS KHORSANI.COM?

Khorsani.com is a all-in-one online furniture shopping ecommerce website in Nepal.

---

We are business to business & business to consumer based website that provides different types of genuine & high quality furnitures for your home & office at your fingertips.



# WHY KHORSANI.COM?




- All In One Furniture Solution
- Genuine & High Quality Furnitures
- Largest Consumer Based Website
- User Friendly & Easy To Use Website
- 50+ Sellers Register Every Week

# HOW TO BECOME A SELLER?

## STEP ONE

FIND US AT  
[WWW.KHORSANI.COM](http://WWW.KHORSANI.COM)

---



# HOW TO BECOME A SELLER?



## STEP TWO

SEARCH **SELLER AREA** ON MENU & CLICK ON **BECOME A SELLER** TAB



Customer Area ▾

**Seller Area ▾**

Brands ▾

Shop ▾

Get In Touch ▾

Search for products:

All Categories ▾



OR SCROLL DOWN & **SEARCH**



Become A Seller With Us  
For **FREE!**

JOIN US NOW



**KHORSANI . COM**

# HOW TO BECOME A SELLER?

## STEP THREE

FILL OUT THE **FORM** CORRECTLY

& CLICK ON **APPLY** TO BECOME A SELLER?



# HOW TO BECOME A SELLER?



Register

Please enter the OTP

sent to

+97798

[Change](#)

## STEP FOUR

## ENTER **OTP** CODE & VERIFY

VERIFY

[Not received your code? Resend code](#)  
(41)



# HOW TO BECOME A SELLER?

**AFTER VERIFYING OTP YOU WILL RECEIVE A EMAIL**

Hi XXX ,

Thanks for creating an account on khorsani.com. Your username is XXX . You can access your account area to view orders, change your password, and more at: <https://khorsani.com/my-account/>

[Click here to set your new password.](#)

We look forward to seeing you soon.

**CUSTOMER ACCOUNT WILL BE CREATED AUTOMATICALLY**

**YOU CAN CREATE YOUR PASSWORD AND CONTINUE AS A CUSTOMER  
OR WAIT FOR THE SELLER APPROVAL**



# HOW TO BECOME A SELLER?



**AFTER SOME MOMENT YOU WILL GET A MESSAGE & EMAIL SAYING**

## Vendor Dashboard

Your account has not yet been approved to become a seller. When it is, you will receive an email telling you that your account is approved!

Hi there. This is a notification about your seller application on khorsani.com.

Your application is currently: pending

Your username: XXX

# HOW TO BECOME A SELLER?

## STEP FIVE

**WAIT ONE WORKING DAY FOR APPORVAL**

**AFTER APPROVAL, YOU WILL GET A EMAIL FROM US**

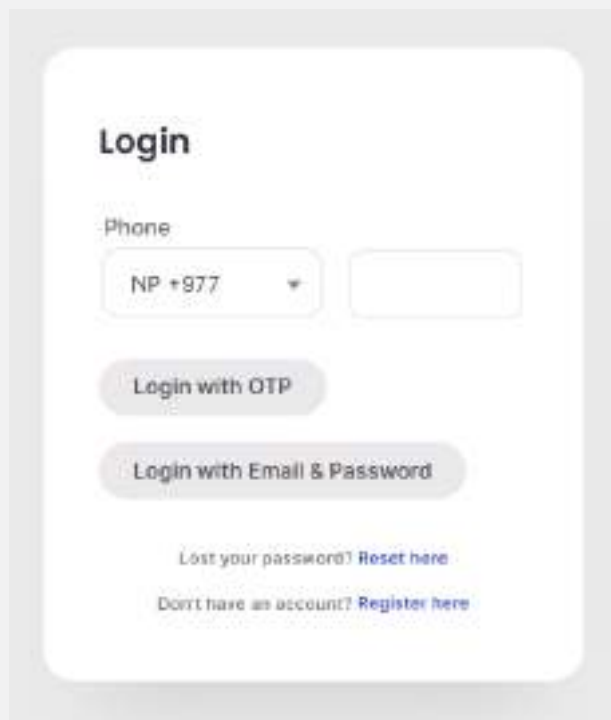
**CHECK YOUR EMAIL (INBOX OR SPAM)**

Your application to become a seller has been approved.

Your username: xxx

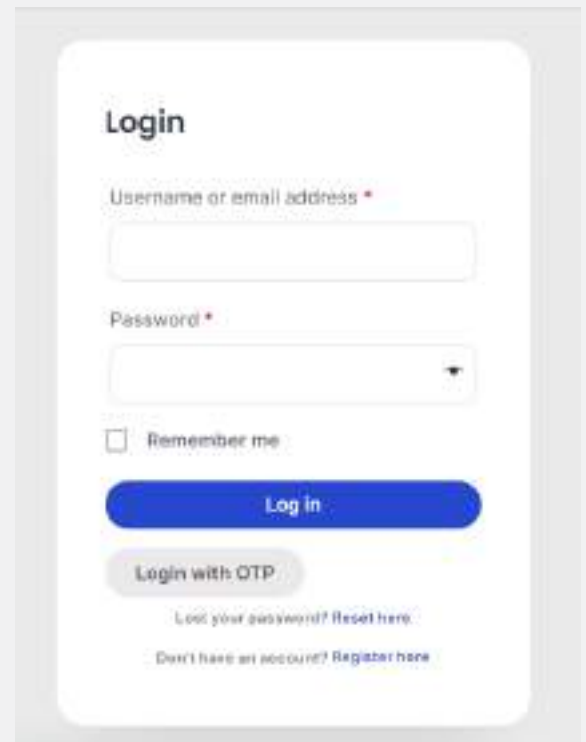
# HOW TO LOGIN AS A SELLER?

## WITH OTP



The login form titled 'Login' features a 'Phone' label above a dropdown menu showing 'NP +977' and an adjacent empty input field. Below these are two buttons: 'Login with OTP' and 'Login with Email & Password'. At the bottom, there are two links: 'Lost your password? Reset here' and 'Don't have an account? Register here'.

## WITH EMAIL



The login form titled 'Login' includes a 'Username or email address \*' label above an empty input field, followed by a 'Password \*' label above another empty input field. A 'Remember me' checkbox is located below the password field. The form contains two buttons: 'Log in' and 'Login with OTP'. At the bottom, there are two links: 'Lost your password? Reset here' and 'Don't have an account? Register here'.

## STEP SIX

SEARCH **SELLER AREA** ON MENU & CLICK ON **SELLER LOGIN** TAB

AND FILL OUT DETAILS WITH **OTP OR EMAIL** & PASSWORD

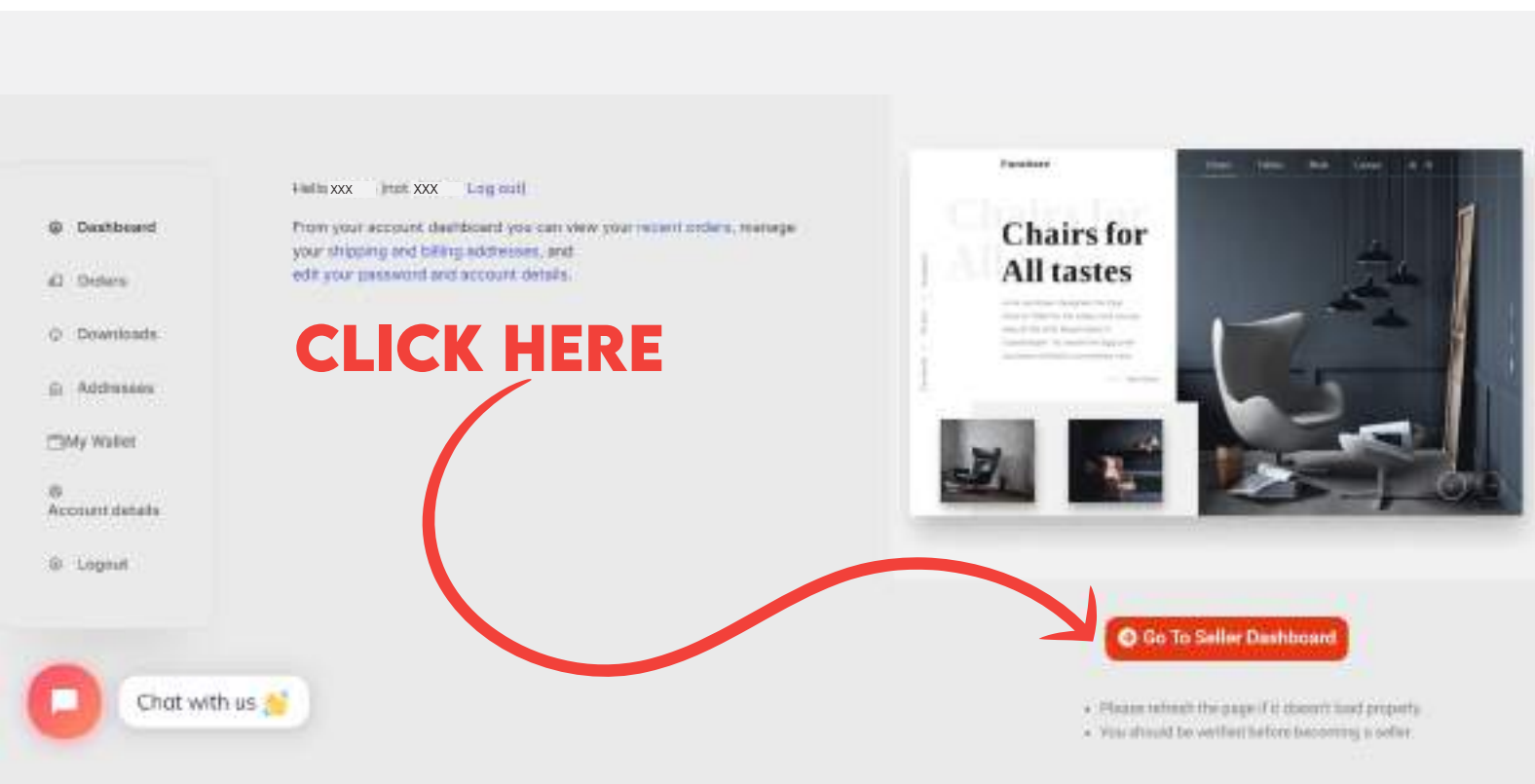
ENTER **NUMBER USED** AT THE TIME OF REGISTRATION

# HOW TO ENTER SELLER DASHBOARD?

## STEP SEVEN

**CLICK ON GO TO SELLER DASHBOARD**

**OR SEARCH SELLER AREA ON MENU &  
CLICK ON SELLER DASHBOARD TAB**



# HOW TO ADD NEW PRODUCTS?

## Vendor Dashboard

[View Your Store](#) [Store Settings](#) [Add New Product](#) [Edit Products](#)

### STEP EIGHT

**AFTER CLICKING GO TO **SELLER DASHBOARD****

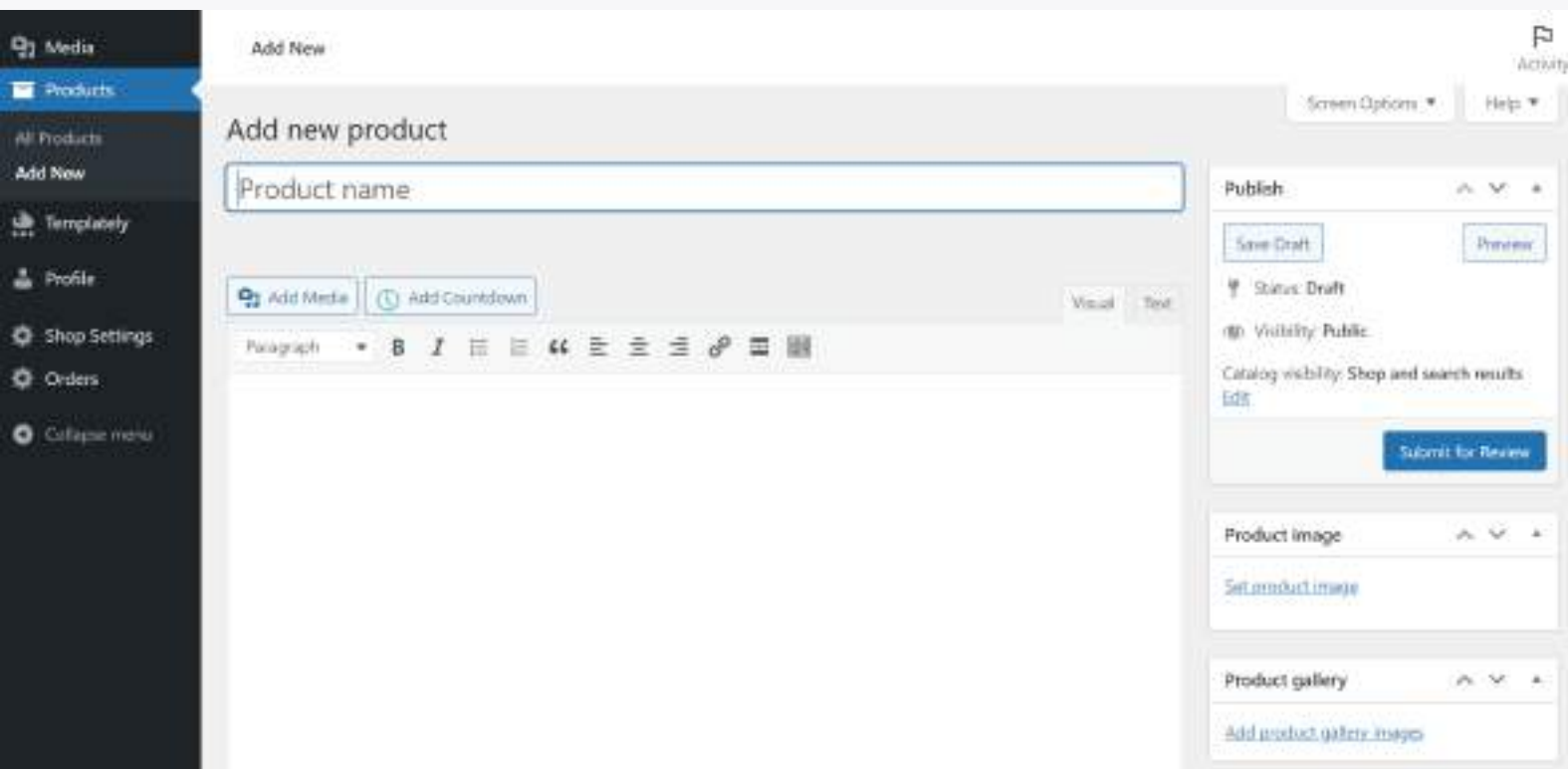
**SEARCH FOR **ADD NEW PRODUCT****

**OR SEARCH **SELLER AREA** ON MENU &  
CLICK ON **ADD NEW PRODUCT TAB****

# HOW TO ADD NEW PRODUCTS?

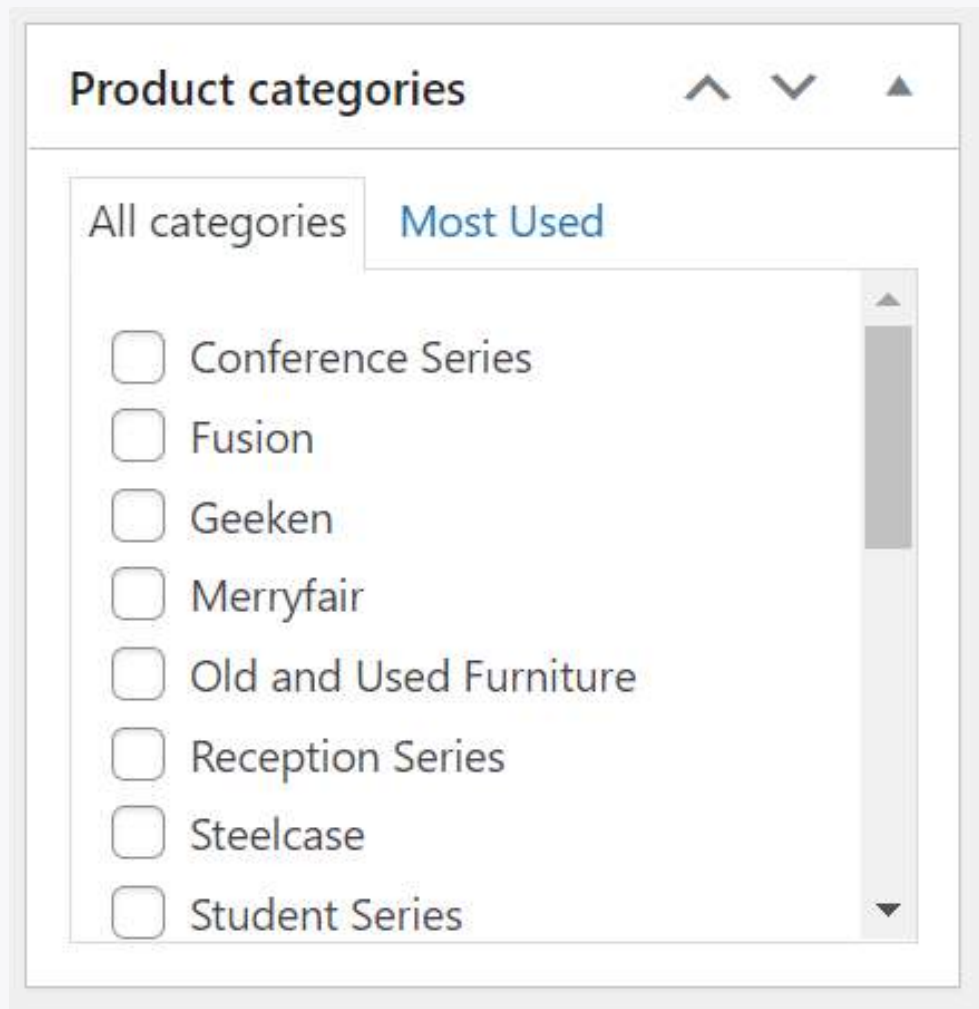
## STEP NINE

**AFTER CLICKING ADD NEW PRODUCT  
YOU WILL GET PRODUCT DASHBOARD  
FILL THE FORM CORRECTLY**



The screenshot displays the 'Add New Product' interface. On the left is a dark sidebar with navigation links: Media, Products (highlighted), All Products, Add New, Templates, Profile, Shop Settings, Orders, and Collapse menu. The main content area is titled 'Add New' and 'Add new product'. It features a large text input field for 'Product name'. Below this is a rich text editor with a toolbar containing icons for adding media, countdowns, bold, italic, bulleted list, numbered list, quote, link, and unlink. To the right of the editor are tabs for 'Visual' and 'Text'. On the far right, there is a 'Publish' sidebar with buttons for 'Save Draft' and 'Preview', a 'Status: Draft' indicator, a 'Visibility: Public' indicator, a 'Catalog visibility: Shop and search results' section with an 'Edit' link, and a 'Submit for Review' button. Below the publish section are 'Product image' and 'Product gallery' sections, each with a 'Set product image' and 'Add product gallery images' link respectively.

# HOW TO SUBMIT FOR REVIEW?



Product categories

All categories Most Used

- ☐ Conference Series
- ☐ Fusion
- ☐ Geeken
- ☐ Merryfair
- ☐ Old and Used Furniture
- ☐ Reception Series
- ☐ Steelcase
- ☐ Student Series

## STEP TEN

**AFTER ADDING PRODUCT DETAILS**

**DON'T FORGET TO TICK CATEGORIES**

**CHECK TWICE BEFORE SUBMITTING REVIEW**



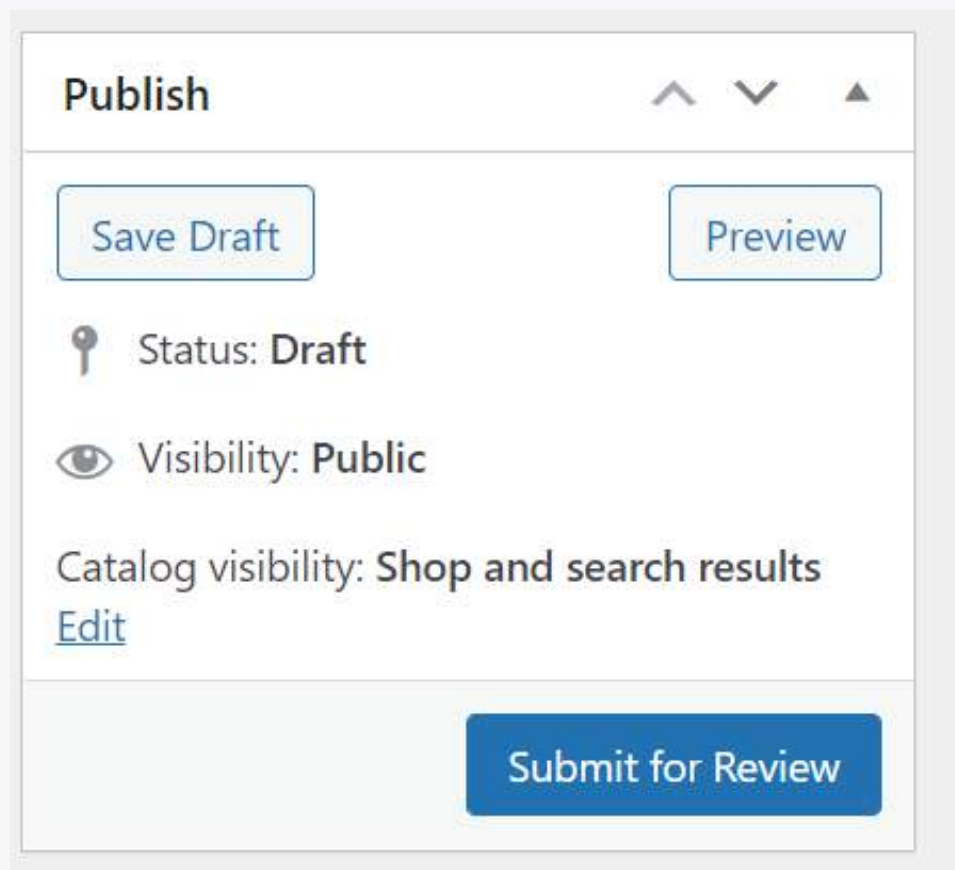
# HOW TO SUBMIT FOR REVIEW?

## STEP ELEVEN

**AFTER CHECKING **TWICE****

**SUBMIT FOR REVIEW**

**WE WILL **CHECK & APPROVE** IT MANUALLY**



The screenshot shows a 'Publish' form with the following elements:

- Buttons:** 'Save Draft' and 'Preview' at the top.
- Status:** A key icon followed by 'Status: Draft'.
- Visibility:** An eye icon followed by 'Visibility: Public'.
- Catalog visibility:** The text 'Catalog visibility: Shop and search results' with an 'Edit' link below it.
- Submit Button:** A large blue button labeled 'Submit for Review' at the bottom right.

# GROW YOUR BUSINESS WITH US



Providing All In One Furniture  
For Your Home and Workspace Solution.

## GROW YOUR BUSINESS WITH FOR FREE

For more Information

977-9801014806

[online@khorsani.com](mailto:online@khorsani.com)

Inbox Us Directly



## KHORSANI . COM

# **KHORSANI.COM IS FOCUSED ON**

**NEW FURNITURES**

**USED FURNITURES**

**OLD FURNITURES**

**OFFICE FURNITURES**

**HOME FURNITURES**

**LOCAL FURNITURES**

**ALL IN ONE FURNITURES**

**SIGN UP FOR THE **SELLER ACCOUNT** NOW!**

**GET MORE **ADVANTAGE!****

**REACH MORE **CUSTOMERS!****



**KHORSANI . COM**



**CONTACT US**

**ONLINE@KHORSANI.COM**

**MAITIGHAR, KATHMANDU**

**+977-9801014806**

