

# Trifold 3 Page Folio

I hope you enjoy this fun folio as much as I did creating it. I think this one may be as good as our first one, lots of space for pics and easy to assemble. Happy Crafting!

Supplies:

Card stock (I prefer a thicker stock, a cover stock)

Scoreboard

Bone folder

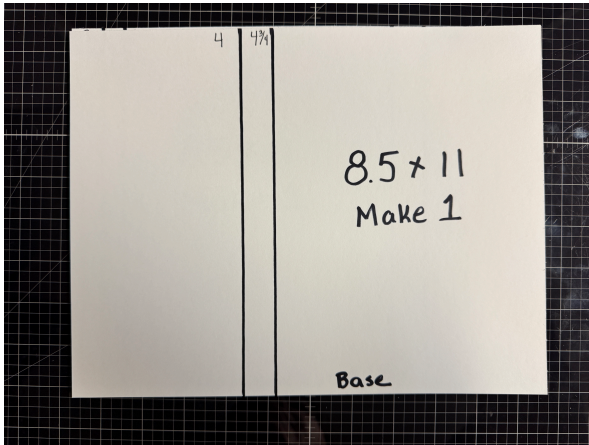
Wet Glue or Sticky Tape

Ruler

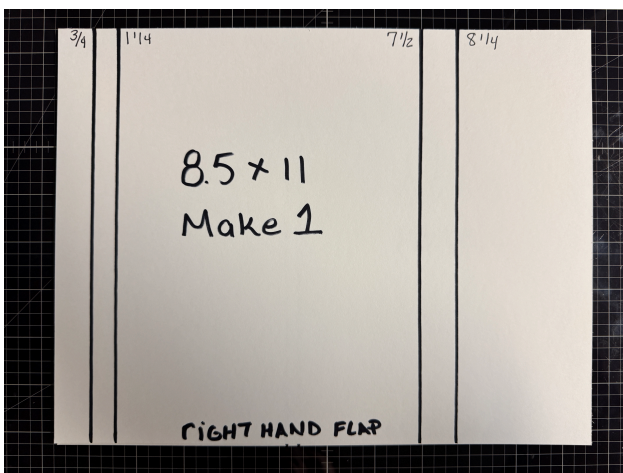
Pencil

Trimmer


Scissors



1- 8 1/2 x 11 piece of card stock scored on the 11 inch side at 4 and 4 3/4



1- 8 1/2 x 11 piece of card stock scored on the 11 inch side at 3/4, 1 1/4, 7 1/2 and 8 1/4.



1- 8 1/2 x 11 piece of card stock scored on the 11 inch side at 4 3/4 and 5.

#### Pockets:

1- 6 7/8 x 6 1/2 pieces of card stock

1- 4 3/4 x 6 1/2 pieces of card stock

1- 2 5/8 x 6 1/2 pieces of card stock

Score at 1/2 inch on three sides along the sides and bottom.

#### Waterfalls

8- 6 x 4 1/2 pieces of card stock

Score at 1/2 inch along the top

#### Corner Pocket

1- 4 x 6 inch pieces of card stock

Score 1/2 inch across the bottom and the left hand side.

Mark at 1 3/4 inch from the top left and 3 inches down the right side. Cut an angle to each make.

#### Closure Straps:

1- 12x 2 1/4 inch strip of card stock scored at 5 1/4 and 6

1- 8 x 2 1/4 inch strip of card stock scored at 2 1/2 and 3 1/4

Assemble according to the video directions. Decorate and enjoy!