

UNIVERSAL

AC & Heater Hose Kit	289
Alternator Brackets	291
Automatic Shift Handle	278
Big Bore Metric Calipers	276
Booster Check Valve & Grommet	271
Booster Install Kit	265
Booster Kits	
7" dual	265
Universal Firewall	265
Universal Firewall with clutch	265
Brake Bleeding Syringe	272
Brake Boosters	265



Page 275

Brake Hose Kit	275
Brake Hose Tabs and Clips	275
Brake Line Adapter Kits	274
Brake Line Fittings	274
Brake Line Kits	276
Brake Line Tee	274
Brake Pads	276
Pedal Brackets	266
Pedal Pads	266
Center brake Hose Tab Kit	275
Check Valves	270
Column Drop	280
Column Floor Mount	285, 279
Column Replacement Pieces	280
Column Saver Kit	285
Coolers	290
Coupling Disc Kit	285
Currie Crate Rear Ends	277
Distributor	290
Dust Cap Kits	273
E-Cable Extender	276
Electric Water Pumps	290
Engine & Transmission Pads	289
Firewall & Booster Boots	271
Floor Plate	280

Fuel Line Kit	289
Fuel Tanks	290
Hazard Warning Adapter Kit	280
Hold Down Clamps	276
Hydraulic Brake Assist Accessories	267
Hydraulic Brake Assist Hose Kits	267
Hydraulic Brake Booster	267
Hydraulic Brake Light Switch	274
Intermediate Shaft & Flange	284
Inverted Flare Fittings	273
Manifold Vacuum Fittings	271
Master Cylinder	274
Manual Master Push Rod Kit	272
Master Cylinder and Prop Valve Kits	268
Master Cylinder Bleeder Kit	272
Master Cylinder Cover	272
Master Cylinder Port & Bullet Plugs	272
Master Cylinders	269
Motor Mount Bolt Kit	289
Oil Pan Kits	291
Pitman Arms	288
Power Steering Box	288



Page 285

Power Steering Pump	288
Power Steering Cap & Cover	287
Power Steering Flow Valve	287
Power Steering Hose Kit	287
Power Steering In Line Filter	287
Power Steering Pump	287
Power Steering Pump Bracket	288
Power Steering Pump Kits	287
Power Steering Reservoir	287
Proportioning Metering Valve	273
Proportioning Valve Bracket & Line Kit	273
Proportioning Valve/Master Cylinder	271
Proportioning Valve Tool	273
Proportioning Valve Warning	
Light Switch	273
Proportioning Valve Cover	273

Proportioning Valve Wire	273
Proportioning Valves	270
Push Rod Heim Joint	271
Radiator Overflow Tank	290
Rag Joint & Sleeve	284
Rag Joints	285
Rear Brake Hose Tab Kit	275



Page 285

Rear Differential Gasket	273
Remote Reservoir Cap	272
Remote Reservoirs	272
Shift Indicator Housing & Lenses	280
Shift Indicators	279
Shift Linkage Arms	280
Shock Hardware Kit	277
Shock Mounting Stud	277
Shock Poly Bushings	277
Short Column Adapter	281
Speed Bleeders	276
Steering Box Mount	288
Steering Box, Vega	288
Steering Column Dress Up Kit	278
Steering Shaft Bearing Flange	285
Steering Shaft Kit	284
Steering Shaft Support Bearing	
& Brackets	285
Steering Wheel Package	281
Steering Wheel Wrap	281
Stoplight Switches	266
Street Rod Shocks	277
Sway bar Frame & Endlink Bushings	277
Sway Bar Mounts	277
Tie Rod End Boots	277
Tube coupler	274
Vacuum Hose Kits	271
Vacuum Pumps	271
Water Neck	290
Wheel Hub Adapter	281, 282
Wire Harness Kit	289



UNIVERSAL REPLACEMENT BRAKE BOOSTERS

Upgrade to power with one of CPP's brake boosters. All boosters are brand new and are available in both brilliant gold cadmium plating or a production chrome. Universal street rod applications have a 4 bolt mounting pattern that is 3-3/8" square and accept a master cylinder that has a 3-3/8" spread. All boosters come with a long and short pin for either deep or shallow master cylinders.

7SRB	7" single diaphragm, gold cad	\$139.00
7SRB-BL	7" single diaphragm, black e-coat	\$139.00
7SRB-C	7" single diaphragm, chrome	\$180.00
7DSRB	7" dual diaphragm, gold cad	\$179.00
7DSRB-BL	7" dual diaphragm, black e-coat	\$179.00
7DSRB-C	7" dual diaphragm, chrome	\$219.00
8SRB	8" single diaphragm, gold cad	\$149.00
8SRB-BL	8" single diaphragm, black e-coat	\$149.00
8SRB-C	8" single diaphragm, chrome	\$229.00
8DSRB	8" dual diaphragm, gold cad	\$179.00
8DSRB-BL	8" dual diaphragm, black e-coat	\$179.00
8DSRB-C	8" dual diaphragm, chrome	\$229.00



BOOSTER KITS

Due to higher line pressures required with disc brakes, it is recommended that a power assist unit be added to the system. These vacuum assist units are the solution! Kits include: booster and master cylinder. Kits available in all diameters, all finishes and all master cylinders. If you don't see what you need, please inquire.

7DSRB-MC	7" dual cad plated booster & raw master	\$209.00
7DSRB-MC-BA	7" dual black booster & aluminum master	\$219.00
7DSRB-MC-C	7" dual chrome booster & master	\$249.00
7SRB-C-MC-CR	7" chrome booster & chrome master with milled lid	\$279.00

NEW



UNIVERSAL FIREWALL BOOSTER KIT


Wanting to add a booster to the firewall of your custom project? This universal firewall kit is the answer. Fully adjustable with different pedal ratios and adjustable dash support bracket.

CPUFM-7SRB-MC	Universal 7" booster kit	\$279.00
----------------------	--------------------------	-----------------

POWER DISC BOOSTER INSTALL KIT

Save yourself some time and tech phone calls with our new combo tool kit. When adding CPP brakes, these helpful tools will make your job much easier. The combo valve tool should be used when bleeding your brakes to lock the prop valve in place and keep it from tripping. Our brake bleeding syringe with curved tip is brake fluid and solvent resistant. These kits include the vacuum fitting, 25" or 50" vacuum hose, prop valve tool and curved tip syringe bleeder.

PDBI-K25	with 25" hose	\$27.00
PDBI-K50	with 50" hose	\$29.00




UNIVERSAL FIREWALL BOOSTER KIT WITH CLUTCH

Just like our #CPUFM-7SRB-MC kits, these booster kits are adjustable with different pedal ratios and adjustable dash support bracket, and also include the clutch as well. Available in disc/drum or disc/disc.

CPUFM-CB2	Universal disc/drum, kit	\$499.00
CPUFM-CB4	Universal disc/disc, kit	\$499.00


UNIVERSAL



BRAKE PEDAL BRACKETS

Whether you're looking to mount your brake pedal bracket on the frame or on the firewall, and if you're looking for manual or power applications, we've got what you need. Firewall units come in universal applications. They have a black e-coat finish and come with the pedal arm. Pedal pads sold separately. Frame mount units come black powder coated. Units #CP608-BPB and #CP609-BPB are designed to use mini master cylinder part number #430. Units #CP607-BPB, #CP609-BPB, #CP611-BPB, and #CP615-BPB use CMC hydraulic clutch cylinder.

CP605-BPB	Firewall 90° manual or power brake pedal bracket	\$199.00	CP610-BPB	Universal firewall manual or power brake pedal bracket	\$199.00
CP607-BPB	Firewall 90° manual or power brake & clutch pedal bracket	\$269.00	CP611-BPB	Universal firewall manual or power brake & clutch pedal bracket	\$269.00
CP608-BPB	Firewall 180° manual brake pedal bracket	\$199.00	CP615-BPB	Universal frame-mounted brake/clutch pedal	\$269.00
CP609-BPB	Firewall 180° manual brake & clutch pedal bracket	\$269.00	CPUFM-B	Universal manual or power firewall bracket	\$149.00



PEDAL BRACKETS ACCESSORIES

Just the pieces that you'll need to finish off or make an easier installation of your brake pedal brackets. Pedal pads work with all power brake pedal brackets except #5557FMB. Pedal pads will also work on all firewall mount pedal brackets when using in conjunction with pedal shaft adapter #299. (Excluding #4950FMB & #5154FMB, these units do NOT require the use of #299.) Import pedal pads are available in polished aluminum and domestic pedal pads are available in chrome or black powder coat. Other pedal pads also available on pages 304-309.

90197	Pedal pad, polished import with 3 inserts	\$25.00
CP8501P	Pedal pad, polished import with 2 inserts	\$25.00
SG-6008	Pedal pad, standard chrome domestic	\$43.00
SG-6017	Pedal pad, XL chrome domestic	\$50.00
SP0-6071	Pedal pad, round chrome domestic	\$42.00
XSG-6008	Pedal pad, standard black domestic	\$43.00
XSG-6017	Pedal pad, XL black domestic	\$50.00
XSP0-6071	Pedal pad, round black domestic	\$42.00
308	Universal pedal installation brackets	\$49.00
5665701	Stoplight switch, 90° bracket	\$34.00
5668701	Stoplight switch, straight bracket	\$34.00
299	Pedal shaft adapter	\$20.00



HYDRA STOP™ HYDRAULIC BRAKE BOOSTER

This unit is the same high quality direct bolt-in brake assist system as our Street Beast units. These units come with a factory coated hydraulic assist unit, zinc coated steel fire-wall mounting bracket, and plain hardware. Hoses sold separately. *Note: Must use 1-1/8" master cylinder.*

UNIHBK-BSB	Universal, 2, hole, each	\$469.00
UNIHBK4-BSB	Universal, 4 hole, each	\$469.00



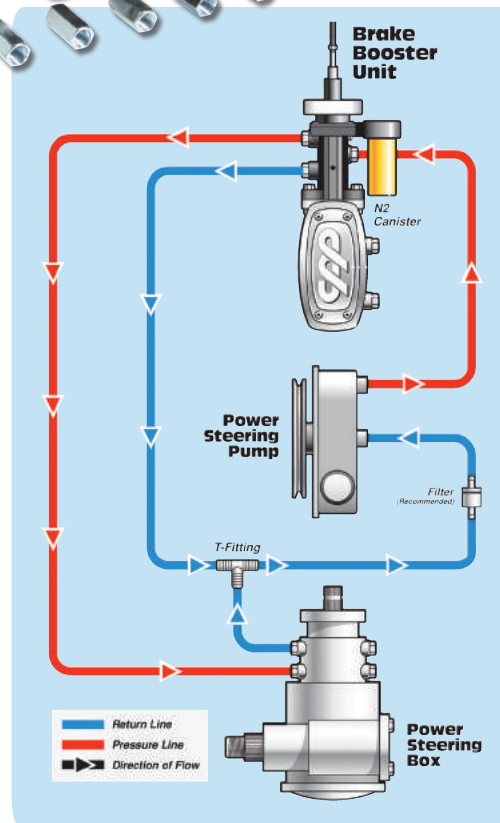
#HAHK-S



#HAHK-R

HYDRAULIC BRAKE ASSIST HOSE KITS

HAHK-S	Stainless Hose Kit, 4' hose	\$199.00
HAHK-S6	Stainless Hose Kit, 6' hose	\$225.00
HAHK-R	Rubber Hose Kit, 4' hose	\$115.00
HAHK-R6	Rubber Hose Kit, 6' hose	\$140.00



UNIVERSAL



For more Master
Cylinder options...

See page 269


For more Power Steering
Pump options...

See page 287



For more Prop Valve
options...

See page 270



#HBA-IK



#CP5100

HYDRAULIC BRAKE ASSIST ACCESSORIES

Our new Install Kit features an in-line filter, fitting kit and brake bleeding syringe. Our in-line filtration extends steering system life and ensures proper performance over the long haul. The fitting kit consists of three brake line adapters with 3/8-24 inverted flare male and three different inverted flare female ends. The included curved tip syringe makes bleeding a snap as well as being brake fluid and solvent resistant. Finish your HydraStop unit with one of our chrome accumulator covers for that show quality finish.

HBA-IK	Hydraulic Brake Assist Install Kit	\$29.00
20-0038F	In-Line Filter, 3/8" lines, each	\$20.00
CP0105	Brake Bleeding Syringe, curved tip, each	\$5.00
45045	Prop Valve/Master Cylinder Adapter Fitting Kit	\$15.00
CP5100	Chrome Accumulator Cover, each	\$69.00



#MCPVS-2



#MCAPV-DB



#MCPVM-2
#MCPVU-2



#MCPVN-2




#MCPVS-2A



#MCPVS-2C



#M-C100SAC-2



#MCPVS-2CR



#MCAPVDBU-118C

MASTER CYLINDER & PROPORTIONING VALVE KITS

Whether you're looking to run a manual or power set up, these master cylinder and proportioning valve units are what you'll need when adding disc brakes to your ride. Available in many different finishes and configurations, we're bound to have the style that you want! Manual applications, 7", 7" dual, and 8" power booster will use 1" bore applications and 8" dual, 9", 11", 11" dual and hydraulic brake assist units will use 1-1/8" bore applications. Available for 2 or 4 wheel discs.

Cast Iron M/C with side mount prop valve:

MCPVS-2	1" bore, disc/drum, kit	\$139.00
MCPVS-4	1" bore, disc/disc, kit	\$139.00
MCPVS-2-118	1-1/8" bore, disc/drum, kit	\$139.00
MCPVS-4-118	1-1/8" bore, disc/disc, kit	\$139.00

Cast Iron M/C with side mount adj prop block:

MCAPV-DB	1" bore, kit	\$149.00
MCAPV-DB-118	1-1/8" bore, kit	\$149.00

Cast Iron M/C with under mount prop valve (frame):

MCPVU-2	1" bore, disc/drum, kit	\$149.00
MCPVU-4	1" bore, disc/disc, kit	\$149.00
MCPVU-2-118	1-1/8" bore, disc/drum, kit	\$149.00
MCPVU-4-118	1-1/8" bore, disc/disc, kit	\$149.00

Cast Iron M/C with under mount prop valve (firewall):

MCPVM-2	1" bore, disc/drum, kit	\$139.00
MCPVM-4	1" bore, disc/disc, kit	\$139.00
MCPVM-2-118	1-1/8" bore, disc/drum, kit	\$139.00
MCPVM-4-118	1-1/8" bore, disc/disc, kit	\$139.00

Aluminum M/C with side mount prop valve:

MCPVS-2A	1" bore, disc/drum, kit	\$159.00
MCPVS-4A	1" bore, disc/disc, kit	\$159.00
MCPVS-2A-118	1-1/8" bore, disc/drum, kit	\$159.00
MCPVS-4A-118	1-1/8" bore, disc/disc, kit	\$159.00

Chrome M/C with side mount prop valve:

MCPVS-2C	1" bore, disc/drum, kit	\$199.00
MCPVS-4C	1" bore, disc/disc, kit	\$199.00
MCPVS-2C-118	1-1/8" bore, disc/drum, kit	\$199.00
MCPVS-4C-118	1-1/8" bore, disc/disc, kit	\$199.00

Custom M/C with side mount prop valve:

M-C100SAC-2	1" bore, disc/drum, kit	\$259.00
M-C100SAC-4	1" bore, disc/disc, kit	\$259.00
M-C118SAC-2	1-1/8" bore, disc/drum, kit	\$259.00
M-C118SAC-4	1-1/8" bore, disc/disc, kit	\$259.00

Flat Top Chrome M/C with side mount prop valve:

MCPVS-2CR	milled lid, disc/drum, kit	\$259.00
MCPVS-2CS	smooth lid, disc/drum, kit	\$259.00
MCPVS-4CR	milled lid, disc/disc, kit	\$259.00
MCPVS-4CS	smooth lid, disc/disc, kit	\$259.00


Chrome M/C with built-in adjustable prop valve dist block:

MCAPVDBU-118C	1-1/8" bore, undermount	\$199.00
MCAPVDBU-100C	1" bore, undermount	\$199.00
MCAPVDBS-118C	1-1/8" bore, sidemount	\$199.00
MCAPVDBS-100C	1" bore, undermount	\$199.00



Try our Brake Bleeding Syringe
#CP0105 for easy bleeding!


See page 272



#M-C100-L



#M-C100-AP



#MC-100-AC



#M-C100SAC




#260-8555-B



#260-8555-P




#M-83028P




#M-82016




#6801238LP



#M-C100LAC



#M-C100LACM



#EM-C100LAC


UNIVERSAL FIT MASTER CYLINDERS

Whether you're looking for a master cylinder with a show stopping finish or just want to upgrade your drum brakes to a dual circuit, CPP's got the master cylinder that you're looking for. These units are all brand new and many come in different bore sizes for whatever your project demands.

SEE OUR MASTER
CYLINDER RUST
PREVENTION DIY
GUIDE IN THE TECH
SECTION - PAGE 330



#430



#CMC

Corvette-Style Cast Iron:

M-C1516-L	15/16" bore, 1/2"-20 & 9/16"-18 ports	\$59.00
M-C1516-S	15/16" bore, 3/8"-24 ports	\$59.00
M-C100-L	1" bore, 1/2"-20 & 9/16"-18 ports	\$59.00
M-C100-S	1" bore, 3/8"-24 ports	\$59.00
M-C118-L	1-1/8" bore, 1/2"-20 & 9/16"-18 ports	\$59.00
M-C118-S	1-1/8" bore, 3/8"-24 ports	\$59.00

Corvette-Style Aluminum:

MC-C100-AP	1" bore, 1/2"-20 & 9/16"-18 ports	\$65.00
MC-C118-AP	1-1/8" bore, 1/2"-20 & 9/16"-18 ports	\$65.00

Corvette-Style Chromed Aluminum:

MC-100-AC	1" bore, 1/2"-20 & 9/16"-18 ports	\$85.00
MC-118-AC	1-1/8" bore, 1/2"-20 & 9/16"-18 ports	\$85.00

Mopar Performance-Style Aluminum:

M-83028P	1-1/32" bore, 1/2"-20 & 9/16"-20 ports	\$79.00
----------	--	---------

Dual Bowl 4-Wheel Drum Cast Iron:

M-82016	1" bore, 1/2"-20 & 9/16"-18 ports	\$59.00
---------	-----------------------------------	---------

Chrome Flat Top:

M-C100LAC	Smooth Casting, 1" Bore	\$119.00
M-C100LACM	Smooth Casting, milled, 1" Bore	\$119.00
EM-C100LAC	Standard Casting, 1" Bore	\$119.00
M-C118LAC	Smooth Casting, 1-1/8" Bore (not shown)	\$119.00

Custom Chromed Aluminum:

M-C100SAC	1" bore, 3/8"-24 ports	\$119.00
M-C118SAC	1-1/8" bore, 3/8"-24 ports	\$119.00

Wilwood Aluminum Tandem:

260-13375-B	15/16" bore, black e-coat, with pushrod	\$239.00
260-13375-P	15/16" bore, bright finish, with pushrod	\$239.00
260-8555-B	1" bore, black e-coat	\$240.00
260-8556-B	1-1/8" bore, black e-coat	\$240.00
260-8555-P	1" bore, bright finish	\$240.00
260-8556-P	1-1/8" bore, bright finish	\$240.00

Baer Remaster™:


6801262LP	LH port, plain, 15/16" bore	\$395.00
6801238LP	LH port, plain, 1" bore	\$395.00
6801266LP	LH port, plain, 1-1/8" bore	\$395.00
6801272LP	LH port, black, 15/16" bore	\$395.00
6801273LP	LH port, black, 1" bore	\$395.00
6801274LP	LH port, black, 1-1/8" bore	\$395.00
6801264LP	LH port, polished, 15/16" bore	\$475.00
6801213LP	LH port, polished, 1" bore	\$475.00
6801268LP	LH port, polished, 1-1/8" bore	\$475.00

Mini Aluminum (ideal for 180° brackets):

430	7/8" bore, 10mm ports	\$69.00
-----	-----------------------	---------

Clutch Master Cylinder:

CMC	7/8" bore	\$69.00
-----	-----------	---------



PROPORTIONING & CHECK VALVES

When upgrading your stock drum brake system to a disc brake system, a proportioning valve is needed to ensure that proper amount of brake fluid pressure is going to the front and rear wheels. We offer both fixed and adjustable proportioning valves for disc/drum and disc/disc systems. Residual check valves are needed when using an adjustable valve. *Note: Proportioning valve kits (with bracket) will not work with Wilwood master cylinders.*

SEE OUR VALVE
INSTALLATION
DIAGRAM IN THE
TECH SECTION -
PAGE 339

Recommended when large port GM master cylinder is mounted on frame:

PVKU-2	Disc/Drum Prop Valve, brass, kit	\$89.00
PVKU-2A	Disc/Drum Prop Valve, aluminum, kit	\$89.00
PVKU-2C	Disc/Drum Prop Valve, chrome, kit	\$139.00
PVKU-4	Disc/Disc Prop Valve, brass, kit	\$89.00
PVKU-4A	Disc/Disc Prop Valve, aluminum, kit	\$89.00
PVKU-4C	Disc/Disc Prop Valve, chrome, kit	\$139.00

PV-2	Disc/Drum Proportioning Valve, brass, each	\$49.00
PV-2A	Disc/Drum Proportioning Valve, aluminum, each	\$49.00
PV-2C	Disc/Drum Proportioning Valve, chrome, each	\$89.00
PV-4	Disc/Disc Proportioning Valve, brass, each	\$49.00
PV-4A	Disc/Disc Proportioning Valve, aluminum, each	\$49.00
PV-4C	Disc/Disc Proportioning Valve, chrome, each	\$89.00

Recommended when large port GM master cylinder is on firewall:

PVKS-2	Disc/Drum Prop Valve, brass, kit	\$75.00
PVKS-2A	Disc/Drum Prop Valve, aluminum, kit	\$75.00
PVKS-2C	Disc/Drum Prop Valve, chrome, kit	\$109.00
PVKS-4	Disc/Disc Prop Valve, brass, kit	\$75.00
PVKS-4A	Disc/Disc Prop Valve, aluminum, kit	\$75.00
PVKS-4C	Disc/Disc Prop Valve, chrome, kit	\$109.00
PVKS-APVDB-C	chrome, kit	\$139.00
PVKS-APVDB	black, kit	\$99.00

Custom applications:

APV	Adjustable Proportioning Valve, plain, each	\$59.00
APV-C	Adjustable Proportioning Valve, chrome, each	\$69.00
RCV-2	2lb. Residual Check Valve, blue	\$17.00
RCV-2C	2lb. Residual Check Valve, chrome	\$24.00
RCV-10	10lb. Residual Check Valve, red	\$17.00
RCV-10C	10lb. Residual Check Valve, chrome	\$24.00
*APV-DB	"Prop & Stop Block", black, each	\$69.00
*APV-DB-C	"Prop & Stop Block", chrome, each	\$99.00
<i>*Line modifications required</i>		



12 VOLT VACUUM PUMPS

Cars with big cams often do not produce the minimum vacuum required to operate a power brake booster. Our vacuum pump mounts inline of the intake manifold and booster. Internally regulated, it turns on automatically once the vacuum dips below 15 inches and shuts off once it reaches 25 inches. Kit includes vacuum pump, vacuum hose, and mounting hardware.

VP612	billet aluminum, each	\$429.00
VP555	each	\$329.00
12VVCP	each	\$349.00

PUSH ROD HEIM JOINT

Quality replacement heim joint and rod ends. Available in the most popular shank sizes.



6072K185	7/16-20 female, each	\$10.00
6072K43	3/8-24 female, each	\$10.00
6072K27	7/16-20 male, each	\$10.00
6072K23	3/8-24 male, each	\$10.00

DELCO BOOSTER OEM CHECK VALVE & GROMMET


Required when upgrading to power brakes, or can be used as an OEM replacement.



11SRB-CV-C	chrome, each	\$6.00
11SRB-CV	each	\$6.00
CVG-1	check valve grommet, each	\$2.00
CVG-2	OE style, each	\$2.00

PROP VALVE / MASTER CYLINDER ADAPTER FITTING KIT

Kit consists of three brake line adapter fittings with 3/8-24 inverted flare male and three different inverted flare female ends (9/16-18, 7/16-24, 1/2-20).



45045	kit	\$15.00
-------	-----	---------



FIREWALL & BOOSTER BOOTS


3715	GM Booster, each	\$5.00
3717	GM Booster, each	\$5.00
6474FWB	Booster Boot, each	\$7.00
5564FWB	Booster Boot, each	\$15.00
6374FWB	Flat Pushrod Boot, each	\$7.00
64020	Firewall Boot, each	\$10.00
6066FWB	Firewall Boot, each	\$10.00
6570FWB	Firewall Boot, each	\$15.00
6772FWB	1967-72 C10 Pedal Rod Boot, each	\$7.00



MANIFOLD VACUUM FITTING

CPP's new manifold vacuum fittings available in 3 sizes. Fits 3/8" ports.

IN38	90° Intake vacuum port, each	\$8.00
IN38RS	1/4" Intake vacuum port - T fitting, each	\$8.00
IN38V60	60° V-fitting, each	\$8.00
IN38-C	90° Intake vacuum port, chrome, each	\$10.00
IN38RS-C	1/4" Intake vacuum port - T fitting, chrome, each	\$10.00
IN38V60-C	60° V-fitting, chrome, each	\$10.00



VACUUM HOSE KITS

Connects vacuum source to booster.

VHK1-25	25" hose for firewall booster - 90° fitting, kit	\$12.00
VHK2-25	25" hose for firewall booster - "T" fitting, kit	\$12.00
VHK1-50	50" hose for frame mnt. booster - 90° fitting, kit	\$14.00
VHK2-50	50" hose for frame mnt. booster - "T" fitting, kit	\$14.00

How it all began...




Read about the CPP Story
on page 2



REMOTE RESERVOIR CAP KITS

We are proud to offer this beautiful billet aluminum brake reservoir kit. This kit is designed to easily convert your standard CPP dual reservoir master cylinder to a remote reservoir unit.

The billet is unsurpassed in quality and looks and an absolute must for show trucks. We also offer a plastic reservoir for the budget enthusiast. Both reservoirs are completely compatible with any underfloor power unit. Designed to work with most aftermarket and GM power brake boosters as well as manual or power brakes. The kits include the reservoir, cap, chrome bails, gasket, and hose. Can also be purchased separately. A new option we are now offering is the reservoir (#ALL42026). This high-impact plastic remote reservoir simplifies brake bleeding, especially when master cylinder is mounted low in the chassis. Connects to master cylinder 5/16" hose. All reservoirs are dual outlet.



BRCK	<i>Billet, kit</i>	\$209.00
RRCK	<i>Plastic, kit</i>	\$89.00
BBR	<i>Billet Reservoir only, each</i>	\$139.00
PBR	<i>Plastic Reservoir only, each</i>	\$19.00
ALL42046	<i>Brake Reservoir Dual Outlet, each</i>	\$69.00
BBRL	<i>Cap only, each</i>	\$59.00

BILLET MASTER CYLINDER COVERS

Show quality polished aluminum covers fit CPP or any GM dual bail disc brake master cylinders. Stainless steel clips included. Gasket sold separately.



BMCC-C	<i>chrome, each</i>	\$99.00
BMCC-B	<i>brushed, each</i>	\$79.00
BMCC-P	<i>polished each</i>	\$79.00
MC-G	<i>Master Cylinder Cap Gasket</i>	\$5.00

MASTER CYLINDER PORT & BULLET PLUGS

CPP port plugs are available for both small and large port type masters. Perfect for our 4 port masters where only one side is used for plumbing brake lines. Small port is 3/8x24 inverted flare. Large port is 1/2x20 and 9/16x18 inverted flare.

MC-PF	<i>1/2" -20 & 9/16" -18, pair</i>	\$2.00
MC-PF316	<i>3/8" -24, pair</i>	\$2.00



MANUAL MASTER PUSH ROD KIT

CPMPR-U1	<i>Heim style, kit</i>	\$15.00
CPMPR-U2	<i>Long clevis, kit</i>	\$15.00
CPMPR-U3	<i>Short clevis, kit</i>	\$15.00



BRAKE BLEEDING SYRINGES

Our syringes makes bleeding a snap! Brake fluid and solvent resistant.

CP0105	<i>curved tip, each</i>	\$5.00
CP0108	<i>straight tip, each</i>	\$9.00



REMOTE RESERVOIRS

With such emphasis put on cleaning up firewalls these days, it only made sense to manufacture a remote reservoir for use with brake/clutch master cylinders. One of the key features to our reservoir is the double port so you have the option of running hoses out of the bottom, or out of the back of the reservoir. Our remote reservoirs are made from 6061 billet. All reservoirs come complete with gasket and diaphragm and billet lid.

RR1	<i>single</i>	\$100.00
RR2	<i>double</i>	\$140.00
RR3	<i>triple</i>	\$170.00

MASTER CYLINDER BLEEDER KIT

Ensure the best possible braking performance by removing air from your master cylinder before installation. Fits 9/16"-18, 1/2"-20 or 3/8"-24 master cylinders.



CPP-BK	<i>kit</i>	\$3.00
---------------	------------	---------------

PROPORTIONING VALVE COVER

Have a chrome show unit booster assembly and need a way to cover up that warning light switch? CPP now offers a chrome cover to dress up your show booster.



PVC-C	each	\$2.00
-------	------	--------

PROPORTIONING VALVE WIRE

Pressure differential warning light socket and pigtail. Required when adding disc brake master cylinder and proportioning valve. This is an important safety item.



SP015130	each	\$9.00
----------	------	--------

COMBINATION VALVE TOOL

For brake systems utilizing CPP's Proportioning Valve, use this tool when bleeding your brakes to lock the valve in place and keep the valve from tripping. Simply remove the warning light switch (white plug) on the valve, then screw in this tool while bleeding your brakes. After the bleeding process is finished replace the warning light switch. Save yourself the headache of having to reset the valve. Works with #PV-2, #PV-2A, #PV-2C, #PV-4, #PV-4A and #PV-4C.



PV-TOOL	each	\$10.00
---------	------	---------

PROPORTIONING VALVE WARNING LIGHT SWITCH

These are the original style switches that came in disc brake equipped GM vehicles proportioning valves from 1971-77. They can also retrofit aftermarket style proportioning valves to use the original style plug.



PR102A	1971-77 GM original style, each	\$12.00
--------	---------------------------------	---------



PROP VALVE FITTINGS

Prop valve adapter fitting kit. 9/16"-18 inverted male flare, 3/8"-24, 7/16"-24, 1/2"-20 inverted female.



CP2091	kit	\$10.00
--------	-----	---------

INVERTED FLARE FITTINGS



SP2	red, 7/16"-24; 3/16" tube, each	\$3.00
SP3	orange, 1/2"-20; 1/4" tube, each	\$2.00
SP4	black, 1/2"-20; 3/16" tube, each	\$3.00
SP5	green, 1/2"-20; 3/16" tube, each	\$3.00
SP6	blue, 7/16"-18; 1/4" tube, each	\$3.00
11069	3/8"-24; 3/16" tube, each	\$3.00
11070	3/8"-24; 1/4" tube, each	\$3.00

PROP METERING VALVE

The metering valve section of the combination valve is required on cars that have disc brakes on the front wheels and drum brakes on the rear wheels. This replacement metering valve works on both factory and after market proportioning or combination valves. When a valve is sticking and hard to bleed or leaking from the front, often just replacing the metering valve will solve the problem and it may not be necessary to replace the complete valve assembly. Works with #PV-2, #PV-2A, #PV-2C, #PV-4, #PV-4A and #PV-4C.



PVMVK-T	each	\$10.00
PVMVK-D	each	\$10.00



BRACKET & LINE KIT


GM master cylinder proportioning valve bracket with correctly bent lines and fittings. Available for right and left hand applications. *Note: Will not work with Wilwood master cylinders.*

PVBLK-SR	right hand (engine side), kit	\$25.00
PVBLK-S	left hand (fender side), kit	\$25.00
PVBLK-APVDB-C*	"prop & stop block" chrome, kit	\$50.00
PVBLK-APVDB	"prop & stop block", kit	\$35.00

*Note: Fittings only available for 3/8"-24 master cylinder.

REAR DIFFERENTIAL GASKETS

Our quality differential gaskets will ensure a tight leak-free seal. For GM 10 and 12 bolt applications. *Note: These are included with CPP 10/12 bolt rear brake kits.*



DG-10	10-bolt, each	\$5.00
DG-12C	12-bolt car, each	\$5.00
DG-12T	12-bolt truck, each	\$6.00
DG-9F	9" Ford, each	\$5.00



SPINDLE WASHER / DUST CAP KITS

This is a simple all-in-one kit. Each kit includes everything you need to install your drum or disk brakes and protect your bearings. All work for 1947-87 GM cars and trucks, excluding #05194 which fits Ford.



CPPHWF-B	Large cap 2", plain, each (shown)	\$9.00
CPPHWF-BC	Large cap 2", chrome, each	\$15.00
CPPHWF-C	Small cap 1-25/32", plain, each	\$9.00
CPPHWF-CC	Small cap 1-25/32", chrome, each	\$15.00
05194	Ford (nut kit only - no caps), each	\$9.00




BRAKE LINE ADAPTER KITS

Kits include hose clips and weld on tabs.

CP2140	3 an male to 3/16 inverted flare, kit	\$16.00
CP2150	3 an male to 1/4 inverted flare, kit	\$16.00

BRAKE LINE TEE

These brake line tees are found on many GM rear ends and other applications. They have a 7/16"-20 inlet and 3/8"-24 outlet.



GMTEE01	GM rear hose tee, each	\$12.00
GMTEE02	GM rear hose tee (w/groove for clip), each	\$13.00



BRAKE LINE FITTINGS

High quality teflon steel brake line adapter fittings in 90° and 45° styles.

CP2340	90° 3 an male to 3 an female, pair	\$30.00
CP2350	45° 3 an male to 3 an female, pair	\$30.00
CP2360	90° 3 an male to 1/8 NPT male, pair	\$30.00
CP2370	45° 3 an male to 1/8 NPT male, pair	\$30.00



BRAKE LINE ADAPTERS

Use for converting from standard to 'AN' type fittings.

CP10324-03	3 an male to 3/8-24 male, each	\$5.00
CPFM10324-03	3 an male to 3/8-24 female, each	\$5.00
CP10716-03	3 an male to 7/16-20 male, each	\$5.00
CPFM10716-03	3 an male to 7/16-20 female, each	\$5.00



BANJO BRAKE LINE ADAPTERS

For adapting stainless steel brake lines.

CP2190	3 AN male to 10mm female banjo, pair	\$25.00
CP2200	3 AN male to 7/16 female banjo, pair	\$25.00



HYDRAULIC BRAKE LIGHT SWITCH

This switch is the answer to any vehicle that has an old out of date low pressure brake light switch. The new switch turns the brake lights on at 45PSI not 95PSI, like the original, allowing for a faster signal to your tail-lights and allowing more time for the car behind you to react. Kit includes hydraulic switch and fitting kit for easy installation. Fitting kit and switch both also sold separately.

5356BLS-K	kit	\$19.00
5356BLS	switch only, each	\$14.00
45000	fitting kit (switch not included), kit	\$10.00



MASTER CYLINDER FITTINGS

Available in many different sizes.

MC-SF	3/8"-24 male to 1/2"-20 & 9/16"-18 female, pair	\$15.00
CP2070	1/2"-20 & 9/16"-18 male to -3AN, pair	\$14.00
CP2090	1/2"-20 & 9/16"-18 male to 3/8"-24 female, pair	\$10.00

TUBE COUPLER

Connect (2) pieces of 1/4" line together when running front to rear on your vehicle. Note: 9/16" - 18 threads.



NEW!

BQ119	each	\$6.00
-------	------	--------

Let's Connect...



LIKE US: [facebook.com/ClassicPerform](https://www.facebook.com/ClassicPerform)



FOLLOW US ON INSTAGRAM: [classicperform](https://www.instagram.com/classicperform)

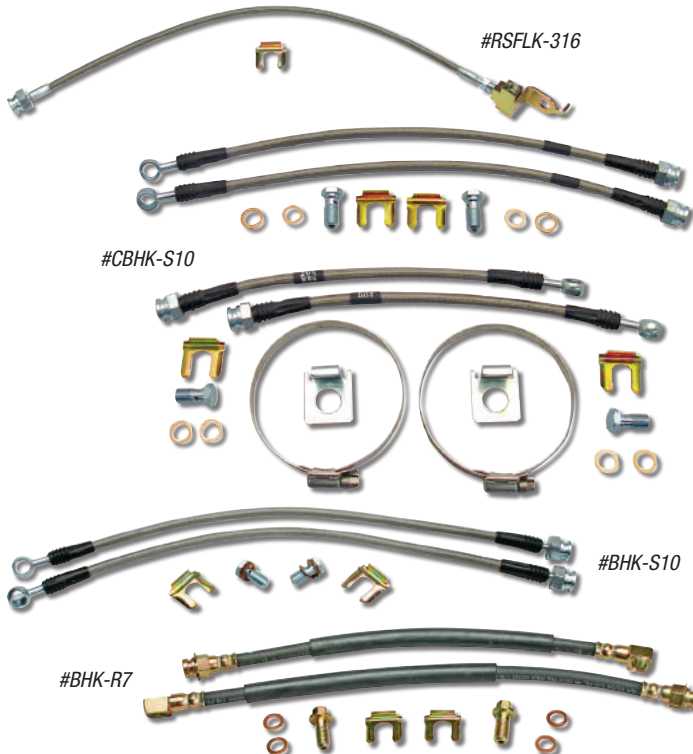


SUBSCRIBE TO OUR CHANNEL: [CPMaster](https://www.youtube.com/CPMaster)



For a more in-depth look at some of our featured products, go to:

<http://www.cpptalk.com/ShopTalkSite/>



BRAKE HOSE KITS


Kits designed for disc brake conversions. Available in front/rear, front only, rear only and rear axle line. Front lines are 16" long and rear lines are 11" long. All lines are designed for 3/8"-24 hard line. Front lines are available with both 7/16" and 10mm banjo bolts and rears are only available with 10mm banjos. All kits include brake hose clips and banjo bolts. Available in rubber and stainless steel.

7387FBH-S7	1973-87 Chevy Truck front 7/16", stainless steel, kit	\$59.00
7387FBH-S10	1973-87 Chevy Truck front 10mm, stainless steel, kit	\$59.00
CBHK-S7	7/16" front & 10mm rear, stainless steel, kit	\$129.00
CBHK-S10	10mm front & rear, stainless steel, kit	\$129.00
BHK-S7-38	7/16" - 16" front, braided stainless steel, kit	\$59.00
BHK-S10	10mm - 16" front, braided stainless steel, kit	\$59.00
BHK-R7	7/16" - 16" front, rubber, kit	\$39.00
BHK-R10	10mm - 16" front, rubber, kit	\$39.00
RDHK-R	10 mm rear, rubber, kit	\$49.00
RDHK-S	10 mm rear, stainless steel, kit	\$69.00
RSFLK-316	3/16" rear axle line, stainless steel, kit	\$49.00
RSFLK-AN	3/16" rear axle line, -3AN, stainless steel, kit	\$59.00



CENTER BRAKE HOSE TAB KIT

This bolt-on kit is perfect to add a center flex line to your finished rear end.



RFH-TK	kit	\$20.00
---------------	-----	----------------



BRAKE HOSE TABS AND CLIPS

1005906	brake hose clip, each	\$1.00
BHT	weld on tab, each	\$2.00
BHT-B	bolt on tab, each	\$3.00

REAR BRAKE HOSE TAB KIT

This kit keeps brake hoses in place. Cad plated custom hose tabs, clips and stainless steel clamps included. Same as tabs included with our rear disc kits.



RBHTK	kit	\$15.00
--------------	-----	----------------



Need Some Assistance?
**Check out our Brake Hose
Installation Tips...**

Tech Section - page 331



BRAKES & SUSPENSION

SPEED BLEEDERS

The speed bleeder is designed with a one way check valve that opens with the pressure that is produced when the brake pedal is depressed. Once the pedal is released, the valve closes, keeping unwanted air out of your brake system. No car should be without these!




SB1010	10mm-10 CPP rear 12" disc kits, each	\$8.00
SB1015	10mm-15, CPP front disc kits with metric calipers, each	\$8.00
SB3824	3/8-24, each	\$8.00
SB51624	5/16-24, rear OE drum, each	\$8.00
SB1428	1/4 x 28, each	\$8.00



BIG BORE™ METRIC CALIPER

All new design to replace the popular small piston GM metric (S10) caliper. The bore size has been increased (2.75" piston) to offer more than a 20% increase in stopping power. This new caliper is universal and can be used on the left and right sides. The casting has been cleaned up to make chrome, powder coat, or custom painting look even better. This caliper is lighter, stronger, has more stopping power, and fits any application that uses the small GM metric (S10) caliper. CPP's calipers have all new parts and come loaded with standard D154 brake pads, clips, slide pins, banjo bolts, washers and bleeder screws (banjo and bleeder are 10mm-1.50). These calipers can replace D154 type GM metric calipers (1978-88 mid-size and 1983-02 S10) used on most Mustang II conversions (Note: mounting pin to mounting pin is 5.5").

CP412526	each	\$59.00
-----------------	------	----------------



E-CABLE EXTENDERS

For adapting emergency brake cables on rear disc brake conversions, which allows you to connect the front cable to disc brake calipers.


EBC-ES	short - 5-1/2" sleeve, pair	\$29.00
20036	CPP Big Brake extender, each	\$10.00

BRAKE PADS


CPP brake pads feature friction compounds that have been specifically formulated to match original equipment. Each pad goes through a positive molding process which eliminates any impurities in the friction compound ensuring consistent pedal feel and stopping performance for all driving styles.



CPBP-52	1970-77 Camaro calipers, set	\$49.00
CPBP-154	1982-92 S-10 calipers, set	\$49.00



#SLS-04



#600-6620-02


OS BRAKE LINE KITS

We've got power brake pre-bent lines, rear axle lines for disc and universal kits for your street rod or custom application. Universal kits available in an affordable basic kit and also a deluxe kit. Most line kits are available in original material (OM) or stainless steel (SS). Note: Line kits ship O/S; additional freight charges apply.

600-6620-02	Complete kit disc/drum, original material	\$259.00
600-6620-04	Complete kit disc/disc, original material	\$259.00
600-6622-02	Bulkhead fittings disc/drum, stainless steel	\$399.00
600-6622-04	Bulkhead fittings disc/disc, stainless steel	\$399.00
600-6624-02	Thru Frame fittings disc/drum, stainless steel	\$399.00
600-6624-04	Thru Frame fittings disc/disc, stainless steel	\$399.00
SLS-04	Basic kit, original material	\$75.00
SLS-03	Basic kit, stainless steel	\$125.00

STAINLESS STEEL HOLD DOWN CLAMPS

Kugel Komponenten clamps are made of heavy gauge stainless steel. Each package includes stainless steel 10/32 button head allen screws and stainless steel Phillip head sheet metal screws.



CP34	3/4" single line, each	\$15.00
CP78	7/8" single line, each	\$15.00
CP3434	3/4" x 3/4" double line, each	\$15.00
CP51638	5/16" x 3/8" double line, each	\$15.00
CP316316-90	3/16" x 3/16" double line, 90° stand off, each	\$18.00
CP3838-90	3/8" x 3/8" double line, 90° stand off, each	\$18.00
CP316316-F	3/16" x 3/16" double line, flat stand off, each	\$18.00
CP3838-F	3/8" x 3/8" double line, flat stand off, each	\$18.00
CP316316-S	3/16" x 3/16" double line, separators, each	\$18.00
CP3838-S	3/8" x 3/8" double line, separators, each	\$18.00
CP316316-H	3/16" x 3/16" double line, hold down w/base, each	\$18.00
CP3838-H	3/8" x 3/8" double line, hold down w/base, each	\$18.00

#CP1084



#CP1088

CPP STREET ROD SHOCKS

Our newly designed Street Rod Shocks are a twin tube design with a light gas charge. These shocks have excellent performance and great response to road conditions. The outstanding quality is backed with a lifetime warranty. All hardware included.

CP1084	Long shock (straight axle), rear, each	\$39.00
CP1088	Hooded rear shock, rear, each	\$39.00

SHOCK POLY BUSHINGS


Bushings worn out? We have a replacement poly bushing that will work with Doestch Tech and our own "Black Magic" shocks. Note: these will not work with Bilstein, KYB or Monroe shocks.



EBI	each	\$4.00
-----	------	--------

SHOCK MOUNTING STUD

Fits all 5/8" x 1-1/4" eye holes. 1/2"-20 x 1" on one side and 7/16"-20 x 3/4" on the other.



CPSMS	pair	\$16.00
-------	------	---------

UNIVERSAL SHOCK HARDWARE KIT

NEW!

Includes mounting pieces for many different applications. One kit needed per shock.



CPPUSH-K	kit	\$9.00
----------	-----	--------



NEW!

All sway bar diameters available

BILLET ALUMINUM SWAY BAR MOUNTS


For the ultimate in looks and longevity when pounding your street machine on and off the track, upgrade to these billet sway bar mount bracket kits. They feature greasable poly bushings and are available in a brushed machine, black or polished finish. Specify finish and diameter of sway bar.

FBM25	Front, pair	\$69.00
RBM-SK	Rear, Standard kit	\$89.00
RBM-DK	Rear, Deluxe kit	\$129.00

#CP-8117G



POLYPLUS



#CPSBL-UK



#FA986

SWAY BAR FRAME & ENDLINK BUSHINGS

Everything eventually wears out. To ensure a smooth and safe ride be sure to periodically check and replace these important parts.

POLYPLUS™:

CP-5105G	11/16" Sway Bar Frame Bushing, pair	\$15.00
CP-5106G	3/4" Sway Bar Frame Bushing, pair	\$15.00
CP-5107G	13/16" Sway Bar Frame Bushing, pair	\$15.00
CP-5108G	7/8" Sway Bar Frame Bushing, pair	\$17.00
CP-5109G	15/16" Sway Bar Frame Bushing, pair	\$15.00
CP-5110G	1" Sway Bar Frame Bushing, pair	\$15.00
CP-5111G	1-1/16" Sway Bar Frame Bushing, pair	\$15.00
CP-5112G	1-1/8" Sway Bar Frame Bushing, pair	\$15.00
CP-5113G	1-1/4" Sway Bar Frame Bushing, pair	\$15.00
CP-5133G	1-1/4" Sway Bar Frame Bushing, set (4)	\$39.00
CP-8117G	2-5/8" Sway Bar Endlinks, pair	\$16.00
CP-8119G	2-7/8" Sway Bar Endlinks, pair	\$16.00
CP-8120G	3-3/8" Sway Bar Endlinks, pair	\$16.00
CPSBL-UK	Heim style with weld tabs, pair	\$29.00

RUBBER:

FA986	3/4" Sway Bar Frame Bushing, each	\$10.00
FA988	15/16" Sway Bar Frame Bushing, each	\$12.00
FA1166	1-1/4" Sway Bar Frame Bushing, each	\$12.00
FA1243	1-1/8" Sway Bar Frame Bushing, each	\$12.00
K74	Sway Bar Endlinks, pair	\$10.00

TIE ROD END BOOTS

POLYPLUS™ graphite impregnated for long life and no squeaks. Also available in rubber.



CP-13101G	POLYPLUS™, pair	\$4.00
CPTRB-K	Rubber, small, pair	\$6.00
CPTRB-LK	Rubber, large, pair	\$6.00



CURRIE CRATE REAR ENDS

These feature the 9-Plus heavy duty housing and 31 spline "Currie Axle" and are built to the stock overall width and pinion offset specifications. Housings have all the original bracketry to remove your original rear end and bolt this new 9" housing directly in. Housings include 3rd member studs installed and Torino-style late model large bearing housing ends. GM replacements come with 5x4.75 bolt circle and 7/16" wheel studs and Ford applications come with 5x4.5 bolt circle and 1/2" wheel studs. Specify bolt circle for universal hot rod application. Third members and brake kits sold separate. Custom widths also available, call for details.



UHR56INX	Universal 56" housing, kit	\$1,089.00
----------	----------------------------	------------

UNIVERSAL



CPP CLASSIC FIT™ TILT STEERING COLUMN

5-way adjusting tilt columns for those who want a modern column at affordable pricing. Made from stainless steel 2" tube for automatic column shift and all floor shift applications and available in plain, chrome and black finish. Universal columns come with 1" DD output shaft. All columns accept any 1967-94 GM steering wheel or aftermarket adapter. Column shift columns come with both 3-speed and 4-speed shift indicators.

TC-28-FBK	28" black with key, without shift, each	\$375.00
TC-28-SCK	28" chrome with shift and key, each	\$375.00
TC-30-SB	30" black with shift, each	\$289.00
TC-30-FB	30" black without shift, each	\$289.00
TC-30-SC	30" chrome with shift, each	\$289.00
TC-30-SBK	30" black with shift and key, each	\$375.00
TC-30-SCK	30" chrome with shift and key, each	\$375.00
TC-30-FC	30" chrome without shift, each	\$289.00
TC-30-SP	30" plain with shift, each	\$289.00
TC-30-FP	30" plain without shift, each	\$289.00
TC-32-FB	32" black without shift, each	\$289.00
TC-32-FC	32" chrome without shift, each	\$289.00
TC-32-FP	32" plain without shift, each	\$289.00
TC-32-SBK	32" black with shift and key, each	\$375.00
TC-32-SCK	32" chrome with shift and key, each	\$375.00
TC-33-SB	33" black with shift, each	\$289.00
TC-33-SC	33" chrome with shift, each	\$289.00
TC-33-SP	33" plain with shift, each	\$289.00
TC-33-SBK	33" black with shift and key, each	\$375.00
TC-33-SCK	33" chrome with shift and key, each	\$375.00
TC-35-SBK	35" black with shift and key, each	\$375.00
TC-35-SCK	35" chrome with shift and key, each	\$375.00



BILLET STEERING COLUMN DRESS-UP KITS

Perfect for your new custom column. These dress-up kits include an emergency flasher knob, a turn signal arm and knob, and a tilt arm and knob are all included. Both the arms are stainless steel, and all the knobs are polished billet aluminum. For your column shift-types, we also include a matching billet column shifter knob.

CLASSIC FIT™ AUTOMATIC SHIFT HANDLE

Fits economy columns.

ECSC-ASH	kit	\$19.00
-----------------	-----	----------------

6794BCK-K	kit	\$29.00
------------------	-----	----------------



IDIDIT STEEL TILT STEERING COLUMNS

The ididit, inc. company has been manufacturing quality steering columns made in the USA for 25 years! These columns are all 100% brand new and come with turn signal and 4 way flashers. Retrofit columns for vehicles 1967 and later will adapt to factory wiring. Earlier models and Street Rod columns will require adapter kits or custom wiring. Available in plain steel and chrome and come standard with 3-7/8" GM wiring and accept GM wheels or aftermarket wheels except those specified as Ford style, which come ready to adapt into your stock Ford wiring and accept your stock Ford steering wheel. Many custom options are available like: black powder coating, brushed or polished aluminum, keyed and keyless ignition, dimmer and cruise control, please inquire.

1130180010	18" Plain Steel (3/4"DD spline), column shift, each	\$584.00
1130180020	18" Chrome (3/4"DD spline), column shift, each	\$763.00
1130280010	28" Plain Steel (1"DD spline), column shift, each	\$584.00
1130280020	28" Chrome (1"DD spline), column shift, each	\$763.00
1130300010	30" Plain Steel (1"DD spline), column shift, each	\$584.00
1130300020	30" Chrome (1"DD spline), column shift, each	\$763.00
1130330010	33" Plain Steel (1"DD spline), column shift, each	\$584.00
1130330020	33" Chrome (1"DD spline), column shift, each	\$763.00
1130350010	35" Plain Steel (1"DD spline), column shift, each	\$584.00
1130350020	35" Chrome (1"DD spline), column shift, each	\$763.00
1120120010	12" Plain Steel (3/4"DD spline), floor shift, each	\$380.00
1120120020	12" Chrome (3/4"DD spline), floor shift, each	\$499.00
1120160010	16" Plain Steel (3/4"DD spline), floor shift, each	\$380.00
1120160020	16" Chrome (3/4"DD spline), floor shift, each	\$499.00
1120280010	28" Plain Steel (1"DD spline), floor shift, each	\$380.00
1120280020	28" Chrome (1"DD spline), floor shift, each	\$499.00
1120300010	30" Plain Steel (1"DD spline), floor shift, each	\$380.00
1120300020	30" Chrome (1"DD spline), floor shift, each	\$499.00
1120320010	32" Plain Steel (1"DD spline), floor shift, each	\$380.00
1120320020	32" Chrome (1"DD spline), floor shift, each	\$499.00
1120350010	35" Plain Steel (1"DD spline), floor shift, each	\$380.00
1120350020	35" Chrome (1"DD spline), floor shift, each	\$499.00



BILLET SWIVEL COLUMN FLOOR MOUNT

Brace your column in billet style. Polished aluminum swivel ball-style includes a custom cover plate for both sides of the fire-wall. Available for plain and chrome columns. Hardware included.

2401500040	2", each	\$118.00
2402500040	2.25", each	\$118.00
2401550040	2", for chrome column, each	\$118.00
2402550040	2.25", for chrome column, each	\$118.00



SHIFT INDICATORS FOR IDIDIT COLUMN

Stick on indicator for use with Ididit steering columns.

2600000010	3-Speed, each	\$25.00
2600050010	4-Speed, each	\$25.00

CHROME COLUMN DROP

CPP introduces a line of universal column drops. The unique design allows them to be used with all popular after-market column diameters. Available in 2-1/2", 3-1/2" & 4-1/2" drop. Chrome finish. *Note: Will not work with keyed columns. Also, can be used with 2" and 2-1/4" diameter columns.*




CPCD-2	2-1/2" drop	\$49.00
CPCD-3	3-1/2" drop	\$49.00
CPCD-4	4-1/2" drop	\$49.00



UNIVERSAL FLOOR PLATE

CPP introduces its universal floor plate. Will fit most steering columns of cars and trucks. Chrome finish. *Also, can be used with 2" and 2-1/4" diameter columns.*

CPFM	each	\$49.00
------	------	---------



HAZARD WARNING ADAPTER KIT

This wiring harness will allow you to add a hazard warning option to your CPP Classic Fit™ column.

41382	kit	\$15.00
-------	-----	---------




STEERING COLUMN DROP

Our polished billet aluminum swing style column drops adapt to almost any mounting angle. Fits most popular columns.

2302470040	2" diameter, each	\$82.00
2302370040	2-1/4" diameter, each	\$82.00
2302270040	2-1/2" Van, each	\$82.00
2302170040	2-1/2" GM, each	\$82.00
2303470040	3-1/2" - 2" diameter, each	\$82.00
2303370040	3-1/2" diameter, each	\$82.00
2303270040	3-1/2" Van, each	\$82.00
2303170040	3-1/2" GM, each	\$82.00
2304470040	4-1/2" - 2" diameter, each	\$82.00
2304370040	4-1/2" - 2-1/4" diameter, each	\$82.00
2304270040	4-1/2" Van, each	\$82.00
2304170040	4-1/2" GM, each	\$82.00

CLASSIC FIT™ SHIFT INDICATOR HOUSINGS AND LENSES

For the budget minded, CPP introduces an economy line of shift indicator housings and lenses. Available in chrome and black finish.



ECGSH	chrome housing	\$10.00
ECPSH	black housing	\$8.00
ECL-3	3-speed lens	\$5.00
ECL-4	overdrive lens	\$5.00
ECSP	pointer	\$5.00



CLASSIC FIT™ COLUMN REPLACEMENT PIECES

ECHW	Horn Wire, each	\$9.00
EHC	Horn Contact, each	\$15.00
ECPN	Turn Signal Pivot Nut, each	\$2.00
ECIB	Bulb, each	\$2.00
ECSL-O	Shift Lever, offset, kit	\$13.00
ECSL-S	Shift Lever, straight, kit	\$13.00
ECSL-A	Shift Lever, adjustable, kit	\$19.00
ECSC-TURN	Turn Signal Switch, kit (import)	\$15.00
41454	Turn Signal Switch, kit (domestic)	\$40.00

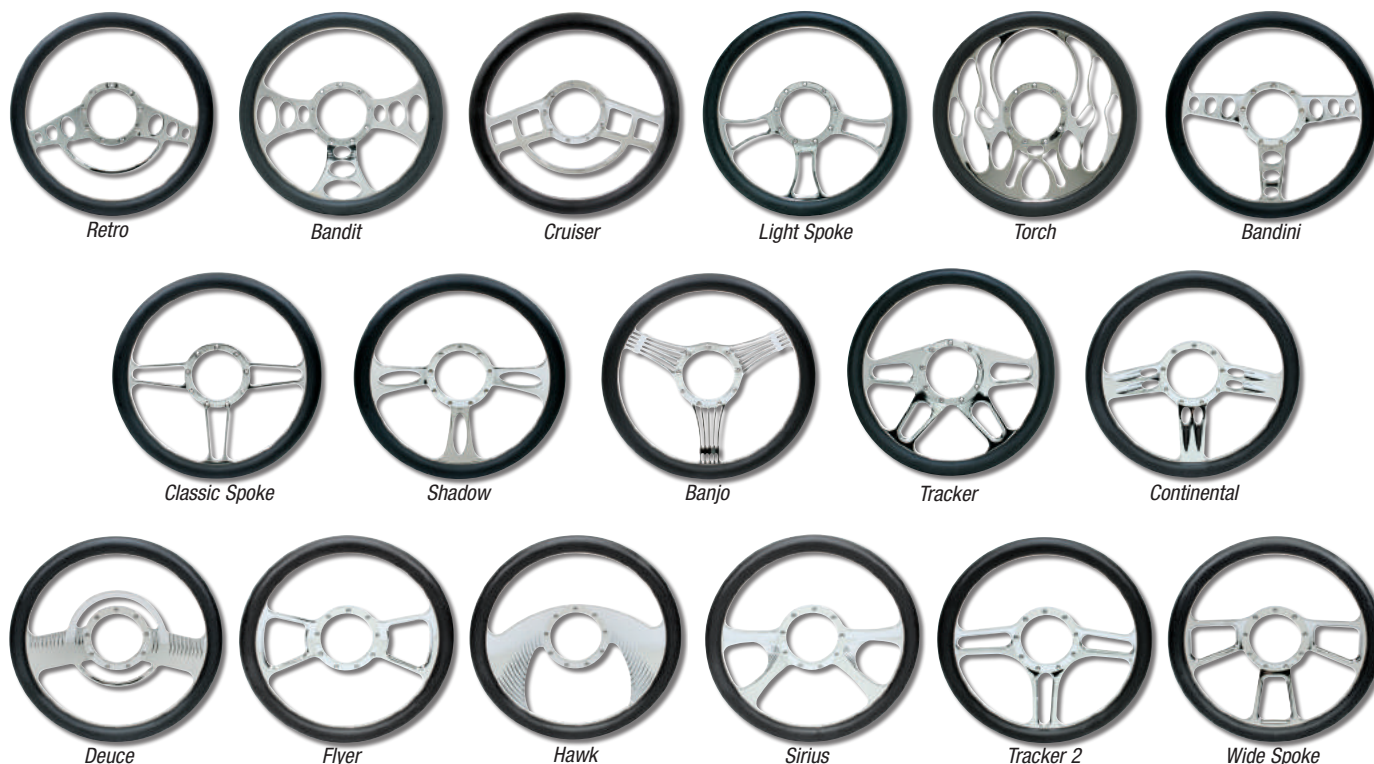


AUTOMATIC SHIFT LINKAGE ARMS

Our stainless steel shift linkage kits take care of shift linkage problems encountered when a steering column and transmission swap is done. The linkage arm is fully adjustable to match any shifting mechanism and indicator perfectly. Linkage kits are available in short (10" to 17"), long (17" to 23"), and (7" to 24") lengths. Includes all mounting hardware.



CPTSL	T350, 400, 700R4, 4L60E & 4L80E, 7" to 24" kit	\$39.00
TSL-S	short - stainless steel, 10" to 17", kit	\$49.00
TSL-L	long - stainless steel, 17" to 23", kit	\$49.00
ACA-1800	T350, 400, & 700R4, 7" to 24" (Lokar) kit	\$64.00
ACA-1801	Ford, C4, C6 (Lokar) kit	\$64.00
ACA-1807	Ford, AOD (Lokar) kit	\$59.00



CPP CHROME BILLET STEERING WHEELS

These 14" steering wheels are made from machined aluminum and then chromed for a beautiful shine. Each wheel is available with a black half wrap for the ultimate finishing touch. Please specify what model when ordering.

CPPSW-	Black rim, each	\$199.00
--------	-----------------	----------



Cruiser
14" dia

CHROME BILLET STEERING WHEEL PACKAGE

Kit includes your choice of our billet chrome steering wheels shown, a billet chrome horn cap, and our steering wheel hub adapter. All for one low price!

6794LSW	Leather, each	\$279.00
---------	---------------	----------



COLOR WRAPS

Comes in black, light grey, red, and wood grain. Note: Wraps fit CPP chrome billet steering wheels.

CPPWC-	please specify color, each	\$15.00
--------	----------------------------	---------



CHROME BILLET HORN BUTTON

Add the finishing touch to your billet chrome wheel addition with our chrome aluminum cap. These beauties are precision machined billet aluminum for a perfect fit. (Will not fit polished billet wheels.)

CPPHB-SC	Plain, each	\$39.00
CPPHB-SFC	Flame, each	\$39.00
CPPHB-LC	Large Plain, each	\$39.00
CPPHB-LFC	Large Flame, each	\$39.00

CHROME BILLET WHEEL HUB ADAPTER

For use with our billet chrome wheels only. Fits early and late columns. Bright chrome aluminum finish. 2" tall design. (Will not fit polished billet wheels.)

6794CHB-A	1967-94 GM column, each	\$55.00
-----------	-------------------------	---------



SHORT COLUMN ADAPTER

These low profile steering wheel adapters provide more room for the driver when adding aftermarket tilt columns.

CPSCA-C	chrome, each	\$65.00
CPSCA-P	polished, each	\$60.00





Classic



Eagle



GTX01



Vintec



Flame



Chicayne



Outlaw



Banjo*



Fast Lane



Speedway

POLISHED BILLET SPECIALTIES STEERING WHEELS

These 14" polished billet steering wheels are made from aircraft quality aluminum, CNC machined and feature a half wrap leather grip. Polished to perfection and are available in six colors (black, dark gray, light gray, tan, red and burgundy). Horn buttons sold separately.



BSSW- All Styles, Diameters, Colors, each

\$279.00

*Add \$35.00 for Banjo



POLISHED BILLET HORN BUTTONS



Now you can toot your own horn in style with our aluminum billet horn button. Polished aluminum finish. (Will not fit billet chrome wheels.)

BHB-P	Plain, each	\$55.00
BHB-BS	"Billet Specialties", each	\$55.00
BHB-B	"Bowtie", each	\$55.00

BILLET SPECIALTIES STEERING WHEEL PACKAGE



Kit includes your choice of our polished billet aluminum steering wheels shown, your choice of horn cap (two different sizes and five different styles to choose from), and our steering wheel hub adapter. All for one low price!

4966BSWB	1949-66 GM column, each	\$389.00
6794BSWB	1967-94 GM column, each	\$389.00

STEERING WHEEL HUB ADAPTER



For use when adding our custom billet wheels to your steering column. Adapters available for 1949-66 and 1967-94 tilt or straight columns. (Will not fit chrome wheels.)



4966BHB-A	1949-66, each	\$75.00
6794BHB-A	1967-94, each	\$75.00



LARGE STYLE BILLET HORN BUTTONS



Add pizzazz to your vehicle with our billet horn buttons. Buttons are available in four different styles: Plain, Billet Specialties, Bowtie and Banjo. (Will not fit billet chrome wheels.)

BHB-P-L	Plain, each	\$55.00
BHB-BS-L	"Billet Specialties", each	\$55.00
BHB-B-L	"Bowtie", each	\$58.00
BHB-BAN-L	"Banjo", each	\$59.00

CPP SET SCREW-STYLE STEERING U-JOINTS

CPP's new nickel-plated u-joints are CNC machined and precision broached for a perfect fit. Stainless steel sealed bearing cap and nickel plating gives a polished stainless look. Works up to a 30° angle. All popular sizes available.



CPP-UJ0	3/4-smooth x 3/4-smooth, each	\$49.00
CPP-UJ1	9/16-26 x 3/4-DD, each	\$49.00
CPP-UJ2	1-48 x 3/4-DD, each	\$49.00
CPP-UJ3	3/4-30 x 3/4-DD, each	\$49.00
CPP-UJ4	3/4-36 x 3/4-36, each	\$55.00
CPP-UJ5	3/4-36 x 3/4-DD, each	\$49.00
CPP-UJ6	3/4-DD x 3/4-DD, each	\$49.00
CPP-UJ7	1-DD x 3/4-DD, each	\$49.00
CPP-UJ8 *	5/8-36 x 3/4-DD, each	\$49.00
CPP-UJ9	13/16-36 x 3/4-DD, each	\$49.00
CPP-UJ10	11/16-36 x 3/4-DD, each	\$55.00
CPP-UJ11	11/16-36 x 1-DD, each	\$55.00
CPP-UJ15	1-DD x 3/4-smooth, each	\$55.00
CPP-UJ16	3/4-DD x 3/4-smooth, each	\$49.00
CPP-UJ17	11/16-36 x 3/4-smooth, each	\$55.00
CPP-UJ18	3/4-36 x 1-DD, each	\$55.00
CPP-UJ19	11/16-36 x 3/4-36, each	\$55.00
CPP-UJ24	3/4-30 x 1-DD, each	\$55.00
CPP-UJ25	1-DD x 13/16-36, each	\$55.00
CPP-UJ26	1-DD x 1-DD, each	\$55.00
CPP-UJTRI	3/4-DD x Ford Triangle Power Rack, each	\$49.00

* Will not work with Chrysler applications.

BILLET STEERING UNIVERSAL JOINTS - PINCH STYLE

Designed to provide smooth operation in your steering system when a mis-alignment exists between your steering column and steering box or rack & pinion. These universal joints are strong, durable polished stainless steel and designed with a pinch bolt for easy maintenance and installation. All popular sizes available (see chart on right for applications and sizes).



8050420	3/4" S, each	\$75.00
8050230	9/16-26 x 3/4" DD, each	\$75.00
8050320	1-48 3/4" DD, each	\$75.00
8050280	3/4" - 30 x 3/4" DD, each	\$75.00
8050410	3/4" - 36 x 3/4" 36, each	\$75.00
8050880	3/4" - 36 x 3/4" DD, each	\$75.00
8050300	3/4" DD x 3/4" DD, each	\$75.00
8050310	1" DD x 3/4" DD, each	\$75.00
8050290	5/8" - 36 x 3/4" DD, each	\$75.00
8050270	13/16" - 36 x 3/4" DD, each	\$75.00
8050460	3/4" - 30 x 1" DD, each	\$75.00
8050640	17mm DD x 3/4" DD, each	\$75.00

CPP'S DOUBLE U-JOINTS

The design of this double u-joint can accommodate up to a 60° angle. Sealed needle bearing design uses aircraft quality billet steel with nickel plating.



CPP-UJ21	11/16"-36 x 3/4" DD, each	\$169.00
CPP-UJ22	11/16"-36 x 1" DD, each	\$169.00
CPP-UJ23	3/4" DD x 3/4" DD, each	\$169.00
CPP-UJ27	3/4-DD x 3/4-smooth, each	\$169.00
CPP-UJ28	11/16-36 x 1" -48, each	\$169.00
CPP-UJ32	3/4-36 x 3/4-DD, each	\$169.00
CPP-UJ33	3/4-36 x 1-DD, each	\$169.00
CPP-UJ36	13/16-36 x 3/4-DD, each	\$169.00
CPP-UJ1798	1"DD x 3/4-DD, each	\$169.00

STEERING BOXES & RACKS SPLINE SIZES

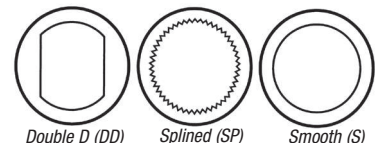
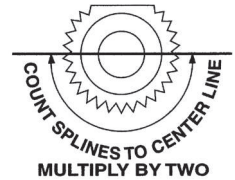
APPLICATION	SIZES	SPLINE DIA.	SPLINES
Ford Rack			
Mustang II & Pinto Manual	9/16"-26	.563	26
Mustang II & Pinto Power	3/4"-36	.750	36
Ford Box			
Manual & Power	3/4"-36	.750	36
GM Box Manual			
Vega	5/8"-36	.625	36
Corvette (1963-67)	3/4"-36	.750	36
Corvette (1968-83)	3/4"-30	.750	30
Model 122 (1965-85)	3/4"-30	.750	36
	3/4"-36	.750	36
Model 525 (1986-Present)	3/4"-30	.750	30
GM Box Power			
Model 605 (1978-84)	3/4"-30	.625	30
Model 800 (1977-Prior)	13/16"-36	.813	36
Model 800 (1978-Present)	3/4"-30	.750	30
GM Rack			
1979-Present	5/8"-36	.625	36
Variations	3/4"-30	.750	30
Corvette (1984-Present)	17mm DD	.670	570
Fiero 1	7mm DD	.670	570
Chrysler Box or Rack			
Chrysler - Omni Manual	9/16"-36	.563	26
Chrysler - Omni Power	9/16"-36	.563	36
Chrysler - Volare	9/4"-30	.750	36
Chrysler	5/8"-36	.625	36
Chrysler	3/4"-36	.750	36
Chrysler	13/16"-36	.813	36

STEERING COLUMNS SPLINE SIZES

APPLICATION	SIZES	SPLINE DIA.	SPLINES
GM Column			
Small Spline	3/4"-36	.750	36
Large Spline	1"-48	1.00	48
Small DD	3/4"-DD	.750	DD
Large DD	1"-DD	1.00	DD

DETERMINING SPLINE SIZE

To determine the spline size of a component (rack and pinion, steering column and steering box), measure the outside diameter and count the number of splines. If there is a flat spot on the shaft and some of the splines are missing, count halfway around where there are splines and double that number. We need to know how many teeth are in a theoretical full circle.



Available U-joint Combinations are: A) Smooth Bore on both ends; B) Smooth Bore and Spline or Double D; C) Spline and/or Double D on each end.

© CPP, Inc.

Black U-Joints Coming Soon!





DOUBLE D INTERMEDIATE STEERING SHAFTS

There are many different possible front suspension and steering box combinations available, and we carry a complete line of top quality steering universal joints and steering shafts. We also carry steering shaft support bearings for those instances when three or more universals are used. When ordering, please have the following information ready: year, make and model of steering column and steering box, and steering shaft length, so we can better serve you. See page 285 for support bearing.

CPP1850-DB	3/4 DD, black oxide, 18", each	\$19.00
CPP1850-DN	3/4 DD, nickel plated, 18", each	\$29.00
CPP1850-SN	3/4 DD, nickel plated, 36", each	\$59.00
CPP1850-SB	3/4 DD, black oxide - 36", each	\$39.00
CPP1850SS	3/4 DD, stainless - 22", each	\$45.00
CPP1850-36SS	3/4 DD, stainless - 36", each	\$61.00



NICKEL PLATED STEERING SPLINE SHAFTS

Nickel plated steering shafts, splined on both ends.

CPP1870-36	36", 3/4"-36", each	\$29.00
CPP1870-24	24", 3/4"-36", each	\$24.00
CPP1870-18	18", 3/4"-36", each	\$20.00
CPP1870-12	12", 3/4"-36", each	\$18.00
CPP1870-6	6", 3/4"-36", each	\$15.00
CPP1870-4	4", 3/4"-36", each	\$15.00



DOUBLE D SLIP SHAFT

When exchanging your stock steering column for one of our tilt steering columns, it is highly recommended that the steering shaft be swapped out for a much safer slip steering shaft. (1" DD x 3/4" DD)

CPP1626-ADJ	adjustable 16"-26", nickel plated, each	\$59.00
CPP2436-ADJ	adjustable 24"-36", nickel plated, each	\$59.00
CPP1626-ADJ-R	adjustable 16"-26", black oxide, each	\$49.00
CPP2436-ADJ-R	adjustable 24"-36", black oxide, each	\$49.00



STEERING SHAFT WITH 2 U-JOINTS

Cutting to correct length connecting the rack and column required. Hardware to drill and pin the shaft included.

8050050	1955-57 original column, kit	\$199.00
8050060	1955-57 1" DD column, kit	\$199.00
8050070	1955-57 3/4-36" column, kit	\$165.00



NICKEL PLATED SLIP SHAFT COMBO

When exchanging your stock steering column for one of our tilt steering columns, it is highly recommended that the steering shaft be swapped out for a much safer slip steering shaft. The slip shaft combo includes a universal joint, to connect to the end of the tilt steering column, and a rag joint, to connect to the top of the power steering box. Note: Please specify spline count and diameter when ordering.

CPSS-CS	adjustable 16"-26" with rag joint, kit	\$149.00
CPSS-CL	adjustable 24"-36" with rag joint, kit	\$149.00
CPSS-CSUJ	adjustable 16"-26" with 2 U-joints, kit	\$149.00
CPSS-CLUJ	adjustable 24"-36" with 2 U-joints, kit	\$149.00



COLLAPSIBLE STEERING SHAFT

When exchanging your stock steering column for one of our tilt steering columns, it is highly recommended that the steering shaft be swapped out for a much safer collapsible steering shaft. The collapsible steering shaft includes a universal joint, to connect to the end of the tilt steering column, and a rag joint, to connect to the top of the power steering box. Not recommended for stock columns.

CSS-148730	1" -48 column u-joint, 3/4" -30 rag joint, each	\$119.00
CSS-148736	1" -48 column u-joint, 3/4" -36 rag joint, each	\$119.00
CSS-148836	1" -48 column u-joint, 13/16" -36 rag joint, each	\$119.00
CSS-1DD730	1" DD column u-joint, 3/4" -30 rag joint, each	\$119.00
CSS-1DD736	1" DD column u-joint, 3/4" -36 rag joint, each	\$119.00
CSS-1DD836	1" DD column u-joint, 13/16" -36 rag joint, each	\$119.00
CSS-736730	3/4" -36 column u-joint, 3/4" -30 rag joint, each	\$119.00
CSS-736736	3/4" -36 column u-joint, 3/4" -36 rag joint, each	\$119.00
CSS-736836	3/4" -36 column u-joint, 13/16" -36 rag joint, each	\$119.00



RAG JOINT & SLEEVE

This rag joint and sleeve is ideal when installing a tilt column and power steering in vehicles with a direct line from the column to the box. Specify box when ordering.

RJC730-CS	3/4-30, each	\$69.00
RJC736-CS	3/4-36, each	\$69.00
RJC836-CS	13/16-36, each	\$69.00

INTERMEDIATE SHAFT & FLANGE

Create your own custom rag joint connection with the 9-1/4" connector. Accepts 3/4" DD shaft and bolt-on rag joint. Includes rubber dust bolt.

CSS-LG	each	\$19.00
--------	------	---------



CUSTOM POWER STEERING RAG JOINTS

These custom rag joint couplers are designed to connect the bottom of the most common steering columns to the top of many popular steering boxes.



RJC-1DD17DD	1" DD column, 17mmDD, each	\$85.00
RJC-1DD18DD	1" DD column, 18mmDD, each	\$85.00
RJC-1DD636	1" DD column, 11/16"-36, each	\$85.00
RJC-1DD730	1" DD column, 3/4"-30, each	\$85.00
RJC-1DD736	1" DD column, 3/4"-36, each	\$85.00
RJC-1DD7DD	1" DD column, 3/4"DD, each	\$85.00
RJC-1DD7SM	1" DD column, 3/4" smooth, each	\$85.00
RJC-14817DD	1" -48 column, 17mmDD, each	\$85.00
RJC-14818DD	1" -48 column, 18mmDD, each	\$85.00
RJC-148636	1" -48 column, 11/16"-36, each	\$85.00
RJC-148736	1" -48 column, 3/4"-36, each	\$85.00
RJC-1487DD	1" -48 column, 3/4"DD, each	\$85.00
RJC-1487SM	1" -48 column, 3/4" smooth, each	\$85.00
RJC-73617DD	3/4" -36 column, 17mmDD, each	\$85.00
RJC-73618DD	3/4" -36 column, 18mmDD, each	\$85.00
RJC-736636	3/4" -36 column, 11/16"-36, each	\$85.00
RJC-736730	3/4" -36 column, 3/4"-30, each	\$85.00
RJC-736736	3/4" -36 column, 3/4"-36, each	\$85.00
RJC-7367DD	3/4" -36 column, 3/4"DD, each	\$85.00
RJC-7367SM	3/4" -36 column, 3/4" smooth, each	\$85.00



STEERING SHAFT COUPLERS

When rebuilding or modifying your steering system, it is often necessary to replace the worn factory steering shaft coupler (or "ragjoint") to regain the "factory new" feel. These couplers are made of forged steel and broached to precise factory specifications.

RJC-730R	3/4"-30 Steering Rag Joint, each	\$49.00
RJC-736R	3/4"-36 Steering Rag Joint, each	\$49.00
RJC-836R	13/16"-36 Steering Rag Joint, each	\$49.00

CUSTOM MINI RAG JOINTS

For that custom application running CPP's 400 Series™ or 500 Series™ box. This new small design at just over 2.5" in diameter. These are the smallest, most compact custom rag joint in the industry.

*Other sizes coming soon.



CP59060	3/4"-36 x 3/4"-30, each	\$79.00
CP59065	3/4"DD x 3/4"-30, each	\$79.00
CP59084	1"DD x 3/4"-30, each	\$79.00
CP59085	1"-48 x 3/4"-30, each	\$79.00



CLASSIC CHEVY TILT COLUMN FLOOR MOUNT

Perfect when installing a tilt column. Secures lower part of column using existing holes in toeboard.



IDI4140	each	\$12.00
---------	------	---------

STEERING COUPLING DISC KIT

Quality replacement steering coupling and hardware.



RJC-R3	3-3/16" diameter, kit	\$10.00
--------	-----------------------	---------

STEERING SHAFT BEARING FLANGE

This bearing supports steering shaft as well as seals the firewall. Ideal for shorty column applications.



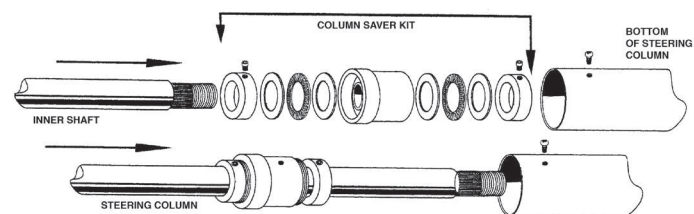
CPS1140	each	\$18.00
---------	------	---------

STEERING SHAFT SUPPORT BEARING AND BRACKETS

Steering shaft support bearings for those instances when three or more universals are used.



SB	Steering Shaft Support Bearing, each	\$24.00
10256	Support Bearing Bracket, flat, each	\$19.00
11260	Support Bearing Bracket, angled, each	\$19.00
10256-N	Support Bearing Bracket, flat, nickel plated, each	\$25.00
11260-N	Support Bearing Bracket, angled, nickel plated, each	\$25.00



COLUMN SAVER KIT

This kit is designed to allow you to use the original steering column when upgrading your steering box (Toyota, 400 Series™ power steering or rack & pinion, etc.). Works when column and box are two separate units. Kit adds a lower column bearing and secures inner steering shaft (see sample column in photo inset). Dimensions are measured on the outside of the outer column tube. Note: Does not work with most column shift columns.



CP150BCS	1948-60 Ford truck, 1.5" outer diameter, kit	\$69.00
CP175BCS	1947-59 Chevy, 1.75" outer diameter, kit	\$69.00
CP200BCS	1960-72, 2.0" outer diameter, kit	\$69.00



#CP38810

#CP8848S

#CP8848P

#CP8948C



#CPP2025P

#CPP2027P

#CPP2031C

POWER STEERING PULLEYS

BLACK

CP38808	GM SB (2 groove) (replaces GM 3941107), each	\$32.00
CP38809	GM SB (1 groove) (replaces GM 3770509), each	\$32.00
CP38810	283/327 GM SB back spaced (replaces GM 3834720), each	\$32.00

CHROME

CP8947C	GM SB (2 groove), each	\$25.00
CP8948C	GM SB (1 groove), each	\$35.00
CPP2025C	GM SB (1 groove) (replaces GM 3770509), each	\$49.00
CPP2027C	GM SB (1 groove) (replaces GM 3834720), each	\$49.00
CPP2031C	GM SB (2 groove) (replaces GM 39941107), each	\$59.00

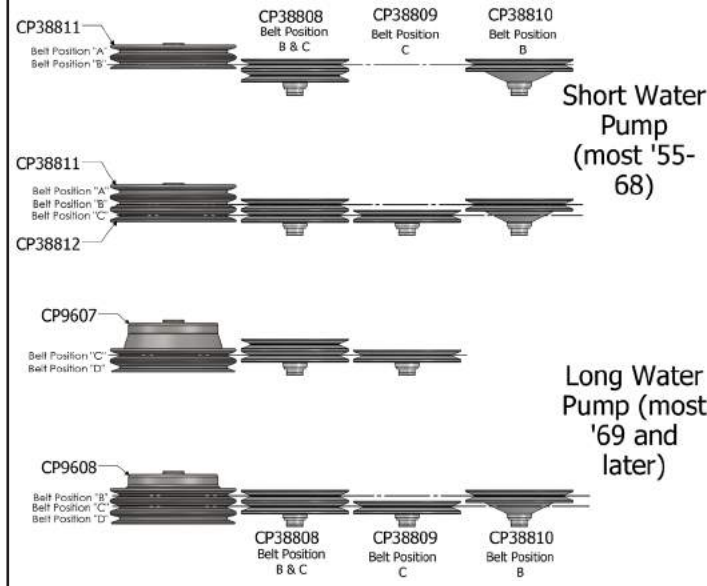
POLISHED ALUMINUM

CP8848P	GM SB (1 groove), each	\$39.00
CPP2025P	GM SB (1 groove) (replaces GM 3770509), each	\$49.00
CPP2027P	GM SB (1 groove) (replaces GM 3834720), each	\$49.00
CPP2031P	GM SB (2 groove) (replaces GM 39941107), each	\$59.00

SATIN ALUMINUM

CP8848S	GM SB (1 groove), each	\$35.00
CPP2025B	GM SB (1 groove) (replaces GM 3770509), each	\$39.00
CPP2027B	GM SB (1 groove) (replaces GM 3834720), each	\$39.00
CPP2031B	GM SB (2 groove) (replaces GM 39941107), each	\$49.00

POWER STEERING PUMP PULLEY CHART



#CP33812

#CP8849P

#CP9486S

#CP9608C

CRANK PULLEYS

BLACK

CP38811	283/327 GM SB (2 groove), each	\$39.00
CP38812*	283/327 GM SB (1 groove), each	\$39.00

*can be combined w/ #CP38811 to make 3 groove

CHROME

CP8858C	SB for SWP (3 groove) 7.3" diameter, each	\$39.00
CP9480C	SB for SWP (1 groove), each	\$45.00
CP9481C	SB for SWP (2 groove) 7.3" diameter, each	\$25.00
CP9485C	SB for LWP (2 groove) 6.9" diameter, each	\$35.00
CP9602C	SB for SWP (1 groove) 6.8" diameter, each	\$15.00
CP9603C	SB for SWP (2 groove) 7.3" diameter, each	\$25.00
CP9816C	BB for SWP (2 groove) 7.6" diameter, each	\$25.00
CP9817C	BB for SWP (1 groove) 6.8" diameter, each	\$25.00
CP9607C	SB for LWP (2 groove) 6.9" diameter, each	\$35.00
CP9608C	SB for LWP (3 groove) 7.8" diameter, each	\$35.00

POLISHED ALUMINUM

CP8849P	BB for SWP (3 groove) 6.6" diameter, each	\$49.00
CP8858P	SB for SWP (3 groove) 6.6" diameter, each	\$49.00
CP9481P	SB for SWP (2 groove) 7.3" diameter, each	\$39.00
CP9485P	SB for LWP (2 groove) 6.6" diameter, each	\$49.00

SATIN ALUMINUM

CP8845S	BB for LWP (3 groove) 6.6" diameter, each	\$59.00
CP8858S	SB for SWP (3 groove) 6.6" diameter, each	\$42.00
CP9480S	SB for SWP (1 groove), each	\$45.00
CP9481S	SB for SWP (2 groove) 6.6" diameter, each	\$35.00
CP9486S	SB for LWP (3 groove) 6.6" diameter, each	\$39.00



#CP33813

#CP9478P

#CP9478S

#CP9604C

WATER PUMP PULLEYS

BLACK

CP38813	SWP for SB (2 groove), each	\$59.00
---------	-----------------------------	---------

CHROME

CP9478C	SWP for SB (1 groove) 7.1" diameter, each	\$25.00
CP9479C	SWP for SB (2 groove) 6.4" diameter, each	\$25.00
CP9482C	LWP for SB (1 groove) 6.3" diameter, each	\$25.00
CP9483C	LWP for SB (2 groove) 6.3" diameter, each	\$25.00
CP9601C	SWP for SB (2 groove) 6.4" diameter, each	\$25.00
CP9604C	LWP for SB (1 groove) 6.3" diameter, each	\$25.00

POLISHED ALUMINUM

CP9478P	SWP for SB (1 groove) 6.6" diameter, each	\$39.00
CP8842P	SWP for BB (2 groove) 6.6" diameter, each	\$49.00
CP9479P	SWP for SB (2 groove) 6.6" diameter, each	\$49.00
CP9482P	LWP for SB (1 groove) 6.6" diameter, each	\$39.00
CP9483P	LWP for SB (2 groove) 6.6" diameter, each	\$45.00

SATIN ALUMINUM

CP9478S	SWP for SB (1 groove) 6.6" diameter, each	\$35.00
CP8844S	LWP for BB (2 groove) 6.6" diameter, each	\$45.00
CP9483S	LWP for SB (2 groove) 6.6" diameter, each	\$40.00



GM TYPE II POWER STEERING PUMP KITS

The GM Saginaw Type II power steering pump is a favorite with engine builders due to its compact, light weight design. It is also an alternative to the standard Saginaw pump for those who wish to run a remote reservoir in their small block Chevy. Unisteer kits come complete with pump, mounting bracket, hoses, pulley and either clip on or remote reservoir and are available in either a plain or polished finish. CPP kit comes with pump, pulley and pump mounting brackets and are available in chrome finish. All pumps are designed to work with small block Chevy motor with short water pump.

8060210	Polished, Chevy BB, w/clip-on reservoir, kit	\$539.00
8060190	Unpolished, Chevy SB, w/clip-on reservoir, kit	\$489.00
8060240	Unpolished, Chevy SB, w/ remote reservoir, kit	\$699.00
8060250	Polished, Chevy SB, w/ remote reservoir, kit	\$743.00

MAGNA-PURE™ IN-LINE FILTER

Debris is a major cause of steering system failure. It travels via power steering fluid throughout the entire system, eroding and clogging various components and hoses, leading to expensive repairs. Flushing the steering system helps ensure quality repair, but flushing alone does not remove 100% of debris. CARDONE's exclusive Magna-Pure™ filtration extends steering system life and ensures proper performance over the long haul.

20-0038F	3/8" lines, each	\$20.00
-----------------	------------------	----------------

POWER STEERING INLINE FILTER

The Magnefine® extends your pump service cycle and the life of your components by providing dual filtration. Easily installed on both hose and steel lines and fits all makes and models. Overall length is 5", diameter 2.5".

PS10	each	\$28.00
-------------	------	----------------

POWER STEERING CAP & COVERS


New OEM-style GM power steering reservoir cap with attached dipstick is the perfect replacement. Then add some flash with an aluminum power steering cap cover which easily attaches.

CP1006-1C	billet - chrome, each	\$6.00
PSP-CP	OEM cap - plastic, each	\$7.00
CP9257	chrome finished plastic cover, each	\$6.00
PS1001	Flow valve kit	\$14.00



POWER STEERING PUMP AND HOUSING KITS

These 100% brand new pumps and reservoirs have a beautiful OEM appearance and function. Reservoirs come with all o-rings and fittings, including an AN adapter, if necessary to install in your application. All pump kits include **brand new** #19-PUMP installed. When appearance is a concern, use these OE style pumps and reservoirs.



*All reservoir kits include O-rings and fittings!

*All pump kits include NEW 19- pump installed!

PUMP KITS:

19-6969SB-P	Mustang II (ideal for any R&P app), plain, each	\$159.00
19-6969SB-PC	Mustang II (ideal for any R&P app), chrome, each	\$169.00
PSP2547	Small Block Chevy, each	\$159.00
PSP2547-C	Small Block Chevy, chrome, each	\$169.00

PUMP ONLY:

19-PUMP	Standard volume/pressure, 1200PSI; 2.25GPM, each	\$109.00
19-PUMP-H	High volume/pressure, 1500PSI; 2.75GPM, each	\$109.00

RESERVOIR KITS:

19-6969SB	Mustang II (ideal for any R&P app), plain, each	\$39.00
19-6969SB-C	Mustang II (ideal for any R&P app), chrome, each	\$49.00
2547	Universal Reservoir only - plain, each	\$39.00
2547C	Universal Reservoir only - chrome, each	\$49.00

POWER STEERING HOSE KITS

CPP has both original rubber and stainless steel power steering hoses for many popular applications. Whether it's for a Toyota or GM power steering box, Ford rack & pinion, or 500 Series™ box in your 1955-64 Bel Air or Impala!



RUBBER:

605HK	Inverted flare pre set fittings, rubber, pair	\$55.00
CPUHK**	Inverted flare adjustable fittings, rubber, pair	\$55.00
5356THK*	GM or Ford pump to Toyota box, rubber, kit	\$75.00
M2PSH-RM	GM pump to 1974-78 Mustang power rack, pair	\$69.00
M2PSH-RT	GM pump to 1982-88 Thunderbird power rack, pair	\$69.00

*May interfere with certain headers.

**Can be shortened & fittings relocked for best fit.

STAINLESS STEEL:

131151	GM pump to GM inverted flare, stainless steel, kit	\$149.00
131112	GM or Ford pump to Toyota box, stainless steel, kit	\$149.00
131105	GM pump to 1974-78 Mustang power rack, stainless steel, kit	\$149.00
131101	GM pump to 1982-88 Thunderbird power rack, stainless steel, kit	\$149.00
131106*	Hydroboost Remote Reservoir Hose Kit	\$59.00

* Please note that box or rack hose kit is also required.

ADJUSTABLE POWER STEERING FLOW VALVE

Now, with the turn of a knob, you can adjust the "feel" of your power steering. Pressure port: 1/4 npt; Return port: 3/8 npt.



PS-101	each	\$89.00
---------------	------	----------------



POWER STEERING PUMP BRACKETS

These power steering brackets will allow you to easily bolt a power steering pump to your engine and enjoy the comfort of either a power steering box or rack & pinion steering. Brackets come raw, powder coated or chrome. All pump brackets work with the GM Saginaw style power steering pump except #409L and #413L, which work with the GM Type II pump. #PS808 and #404L are designed to work on 1955-57 Chevy cars and 1955-59 Chevy trucks with V8 engines and original front mounts. #PS409-S bracket requires the use of early "bottle neck" style power steering pump.

*PS301-S	Chevy SB, side mounts, black powdercoat, each	\$49.00	*PS501	Chevy BB, short water pump, raw, each	\$65.00
*PS301-C	Chevy SB, side mounts, chrome, each	\$59.00	*PS501-C	Chevy BB, short water pump, chrome, each	\$95.00
400L	Chevy SB, side mounts, raw, each	\$69.00	*PS501L	Chevy BB, long water pump, raw, each	\$65.00
404L	Chevy SB, front mounts, raw, each	\$99.00	*PS501L-C	Chevy BB, long water pump, chrome, each	\$95.00
PS808	Chevy SB, front mounts, black powdercoat, each	\$49.00	413L	Chevy BB, 427/454 engine, type II pump, raw, each	\$65.00
409L	Chevy SB, side mounts, type II pump, raw, each	\$65.00	802409	Ford engines, 289/302/351W, black powdercoat, each	\$69.00
CP24005	1962-67 Nova, V8, set	\$49.00	802410	Ford engines, 200/250 (I6), black powdercoat, each	\$69.00
PS409-S	Chevy BB, 348/409 engine, raw, each	\$119.00	802411	Ford engines, 292/312 Y-block, black powdercoat, each	\$122.00


*Not recommended for exhaust mount alternators.



STEERING BOX AND POWER STEERING PUMP FITTINGS

FITTINGS:

605SOL	O-ring box to inv flare hoses, pair	\$16.00
605ANF-IF	IF inv flare box to-6AN hose, pair	\$16.00
605ANF-OR	O-ring box to-6AN hose, pair	\$16.00
500IOA	inv flare box to O-ring hose, pair	\$16.00
CP2005-1	Power steering pump stud and bolt	\$9.00
CPFCV-K	Power steering flow fitting (reduces fluid flow for rack & pinion steering)	\$19.00



VEGA PITMAN ARMS

These new pitman arms are a straight design and fit the manual steering or brand new CPP power steering Vega box for your Hot Rod project.

VEGA-PA	Manual Vega, each	\$49.00
54052	Power Vega, (universal) each	\$65.00



SEE OUR POWER
VEGA BOX
DIMENSIONS IN
THE TECH SEC-
TION - PAGE 348

VEGA STEERING BOXES

Our new 400 Series™ Vega Power Steering Box is a must for any hot rod application that uses a manual Vega box. This new box utilizes late model steering technology and allows use of the original steering column or aftermarket tilt column to keep perfect alignment with the box. *Note: Uses universal Vega pitman arm and 5/8"-36 steering coupler for manual and 3/4"-30 coupler for power. *Manual box not recommended for vehicles over 2000 lbs.*

VEGA-PSB	400 Series™ Power steering box, each	\$299.00
VEGA-MSB*	Manual steering box, each	\$139.00

VEGA STEERING BOX MOUNT

These universal brackets weld directly to the frame and allow many applications to use the popular manual Vega as well as our CPP 400 Series™ Power Vega boxes. Kit comes with main bracket and reinforcement tab.

8020670	each	\$57.00
----------------	------	----------------





#CP-1114G

#CP-1115G

#CP-1108G

#2141

#2142

#2310

#9425

#2333

#2341L

MOTOR MOUNT BOLT KIT

Tough case hardened replacement bolts. Fits small and big block Chevy V8s. Nuts and washers included.

CPMMB-K

kit

\$10.00



LS FUEL LINE KIT

Purchasing a LS style gas tank conversion? We now have a complete fuel line and regulator kit to plumb all your fuel lines in your ride. Comes with fuel hose, all fittings (standard or 45° ends), and regulator/filter combo.

NEW!

ENGINE AND TRANSMISSION PADS


2142	Rubber motor mounts, small block, each	\$12.00
CP-1114G	Polyurethane motor mounts, small block, each	\$34.00
CP-1115G	Polyurethane motor mounts, chrome, small block, chrome, each	\$49.00
CP-1108G	GM transmission mount, polyurethane, each	\$25.00
9425	GM transmission mount, rubber, each	\$14.00
2141	Ford 352/428 rubber motor mounts, each	\$25.00
2310	Ford 289/302/351W rubber motor mounts, each	\$18.00
2341L	Ford 351C/400M rubber motor mounts, left, each	\$25.00
2341R	Ford 351C/400M rubber motor mounts, right, each	\$25.00
2367L	Ford 429/460 rubber motor mounts, left, each	\$35.00
2368R	Ford 429/460 rubber motor mounts, right, each	\$35.00
CP-41104G	Ford transmission pad, polyurethane, each	\$29.00
2333	Ford transmission pad, rubber, each	\$14.00



NEW!

UNIVERSAL 22 CIRCUIT WIRE HARNESS KITS

Ample wire lengths make this kit especially suited for everything including trucks with long beds and extra cabs. Can be used in just about any vehicle where basic or more wiring is needed.



CP22WC-K

22 Circuit, kit

\$199.00

LS-LINE-KIT	Fuel line kit for LS engine	\$235.00
LS-LINE-KIT45	Fuel line kit for LS engine with 2- 45 degree hose ends	\$246.00



#HHK-200


#343140



AIR CONDITIONING AND HEATER HOSE KIT

These heater hose kit and air conditioning hose kits feature a complete stainless steel (not plated) construction - ready to polish. All of the fittings are female "o-ring" formed, making them compatible with all aftermarket air conditioning systems.

343140	Air conditioning, kit	\$359.00
HHK-200	Heater hose, kit	\$185.00



TRANS-SAVER SERIES COOLERS

Designed to cool any vehicle fluids including automatic transmission fluid, power steering fluid, engine oil, engine coolant, fuel and street hydraulics. Available in single or dual pass and in polished or plain finish. Specify when ordering.

CP0050	12" Chrome Single Pass, each	\$48.00
CP0052	18" Chrome Single Pass, each	\$55.00
CP0054	12" Chrome Dual Pass, each	\$55.00
CP0056	18" Chrome Dual Pass, each	\$75.00



STAINLESS STEEL RADIATOR OVERFLOW TANK

CP6079A	19", each	\$36.00
CP6075A	15", each	\$37.00
CP6073A	13", each	\$35.00

WATER NECK

Fits small block Chevy V8. Attaches to Intake Manifold, which allows the upper radiator hose to connect to the radiator.



CP6002	polished, each	\$10.00
--------	----------------	---------



DISTRIBUTOR

Designed for 8 cylinder Chevrolet with HEI Constructed with die-cast aluminum housing, brass terminals, hardened steel drive gear and polished shaft. Kit includes cap, rotor, and coil.

CP8908R	each	\$99.00
---------	------	---------




ELECTRIC WATER PUMPS

These brand new aluminum electric high volume water pumps are designed to eliminate unnecessary weight and impeller drag experienced at high RPMs. Pumps are durable yet lightweight and will pump between 30 and 35 GPM. Available in black, blue or red e-coat.

EAWP-CBB-BK	Chevy, big block, black, each	\$199.00
EAWP-CBB-BLUE	Chevy, big block, blue, each	\$199.00
EAWP-CBB-RED	Chevy, big block, red, each	\$199.00
EAWP-CSB-BK	Chevy, small block, black, each	\$199.00
EAWP-CSB-BLUE	Chevy, small block, blue, each	\$199.00
EAWP-CSB-RED	Chevy, small block, red, each	\$199.00
EAWP-FBB-BK	Ford, big block, black, each	\$199.00
EAWP-FBB-BLUE	Ford, big block, blue, each	\$199.00
EAWP-FBB-RED	Ford, big block, red, each	\$199.00
EAWP-FSB-BK	Ford, small block, black, each	\$199.00
EAWP-FSB-BLUE	Ford, small block, blue, each	\$199.00
EAWP-FSB-RED	Ford, small block, red, each	\$199.00
EAWP-MBB-BK	Mopar, big block, black, each	\$199.00
EAWP-MBB-BLUE	Mopar, big block, blue, each	\$199.00
EAWP-MBB-RED	Mopar, big block, red, each	\$199.00
EAWP-MSB-BK	Mopar, small block, black, each	\$199.00
EAWP-MSB-BLUE	Mopar, small block, blue, each	\$199.00
EAWP-MSB-RED	Mopar, small block, red, each	\$199.00



#UT
27" x 17" x 9-1/2"




#UT-N-2-T
27-3/4" x 17-3/4" x 8-1/2"

TANKS INC. UNIVERSAL FUEL TANKS WITH 3" THREADED NECK & BILLET CAP

For 30 years, Tanks Inc. has been manufacturing quality replacement fuel tanks for classic cars and trucks. Both universal tanks features a 3" threaded neck and billet cap. #UT tank is made of polyethylene and #UT-N-2-T is alloy coated steel. Accepts all 5-hole aftermarket sending units. Leak tested for your safety. Includes universal mounting straps.

UT	Universal, polyethylene with 3" threaded neck & billet cap, 14 gallon	235.00
UT-N-2-T	Universal pickup truck, alloy coated steel with 3" threaded neck & billet cap, 16 gallon	215.00



ALTERNATOR BRACKETS

These brackets are designed to allow for additional clearance for items like tall valve covers, power steering and certain carb set ups. We also have specialty brackets for early Nova and for Chevelles adding power steering.

200-L	Small block, short pump, driver side, kit	\$75.00	CP4304	Small block, long pump, passenger side, kit	\$59.00
200-R	Small block, short pump, passenger side, kit	\$75.00	WCB-ALT-A	Big block, passenger side, short pump, raw steel, kit	\$128.00
202L	Small block, short pump, driver side add. clearance, kit	\$75.00	WCB-ALT-B	Big block, passenger side, short pump, black powdercoat, kit	\$145.00
226L	348/409, driver side, low profile, kit	\$85.00	WCB-ALT-C	Big block, passenger side, short pump, chrome finish, kit	\$155.00

KEYKO RACING OIL PAN KITS

CPP now offers Keyko Racing Oil Pan Kits. The Street Pan is 7-1/2" deep while the Road Race Pan is 7-1/2" deep, 9-1/2" long, and 13-1/2" wide with gating for right and left turns. Street Pan has a 6 quart capacity and the Road Race is 7 quarts with filter. These pans are designed for early Nova V8 conversions and **provide additional clearance for stroked small block Chevy motors** and also allow for the most possible ground clearance. This kit includes a pickup tube for either a standard or a HIGH volume oil pump and also includes 1 piece felpo oil pan gasket kit. This pan will NOT fit if your car has factory power assist steering. Kits are available for early SBC with LH dipstick, late SBC with RH dipstick and 2 piece rear main seal and for late SBC with RH dipstick and 1 piece rear main seal. The engine install kits also include Hedman coated full length headers and SBC motor perches.



OIL PAN KITS W/ STREET PAN

CP1091S-K1S	w/early SBC LH dipstick and standard oil pump, kit	\$279.00
CP1091S-K1HV	early SBC LH dipstick and hi volume oil pump, kit	\$279.00
CP1091S-K2S	w/SBC RH dipstick (2 pc rear main) and standard oil pump, kit	\$279.00
CP1091S-K2HV	w/SBC RH dipstick (2 pc rear main) and hi vol oil pump, kit	\$279.00
CP1091S-K3S	w/SBC RH dipstick (1 pc rear main) and standard oil pump, kit	\$279.00
CP1091S-K3HV	w/SBC RH dipstick (1 pc rear main) and hi vol oil pump, kit	\$279.00

OIL PAN KITS W/ ROAD RACE PAN

CP1091RR-K1S	w/early SBC LH dipstick and standard oil pump, kit	\$279.00
CP1091RR-K1HV	early SBC LH dipstick and hi volume oil pump, kit	\$279.00
CP1091RR-K2S	w/SBC RH dipstick (2 pc rear main) and standard oil pump, kit	\$279.00
CP1091RR-K2HV	w/SBC RH dipstick (2 pc rear main) and hi vol oil pump, kit	\$279.00
CP1091RR-K3S	w/SBC RH dipstick (1 pc rear main) and standard oil pump, kit	\$279.00
CP1091RR-K3HV	w/SBC RH dipstick (1 pc rear main) and hi vol oil pump, kit	\$279.00