

Muharram Lesson Plans

based on

Yasser and Zahra Meet
The Saviour of Islam



By Ibn Ali and Binte Abbas

Sun Behind The Cloud Publications

info@sunbehindthecloud.com

Lesson 1


the Status of imam husayn (as)

Learning Objectives: To understand who Imam Husayn really was and his high status

Covers pages: 11-29 of *Yasser and Zahra Meet The Saviour of Islam*

Make your own magical rug!

Materials needed: cardboard, scissors, masking tape, yarn, plastic needle (optional)



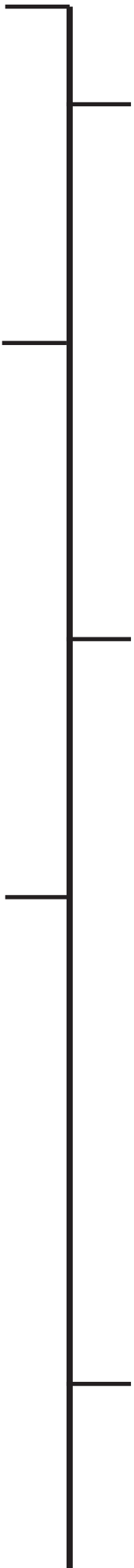
1. Using your scissors, make 10 equally spaced indents at the top of your cardboard.
2. With a ruler, draw lines from the indents at the top to the bottom of the cardboard and make indents there.
3. Cut 10 pieces of yarn. Tape the ends of your yarn to the top each indent. Pull it to the bottom indent and tape it in place.
4. Then begin weaving! Cut a new piece of yarn and tie it to the first verticle line of yarn. Slide the yarn over and under each of the verticle lines of yarn.
5. Keep going until you reach the bottom of your card!

timeline

Yasser could not believe that after everything that the Prophet had said to people about the status of Imam Husayn, that he could be murdered on the banks of the River Euphrates. The people had forgotten the message of the Prophet in such a short space of time. We cannot be like them, that is one of the reason why we commemorate Ashura every year – to keep the message alive and fresh in our hearts.

Timeline activity – do some research and create a timeline of Imam Husayn's life. Include his birth, the event of Mubahila, Ghadeer, the death of Imam Hasan, Yazid becoming caliph, leaving Medina and the Day of Ashura.

time line of imam husayn's life



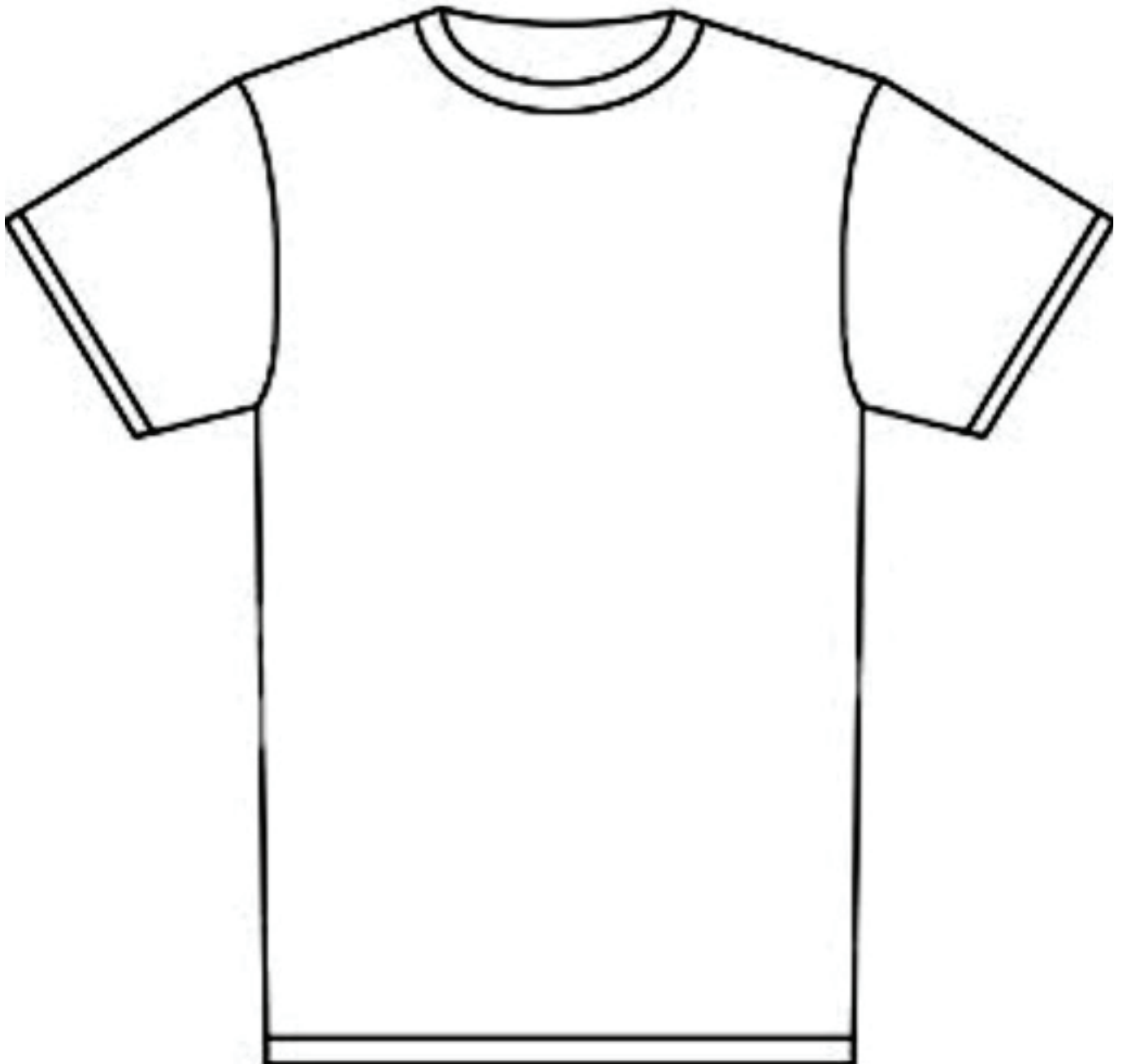
Lesson 2

Yazid demands bayat

Learning Objectives: To understand the term “bayat” and why Imam Husayn could not give it to Yazid. To understand that we give our bayat to Imam Mahdi

Covers pages: 35-48 of *Yasser and Zabra Meet The Saviour of Islam*

design a t-shirt which says
"imam husayn the Saviour of islam"



Who can we give bayat to?
Write a letter to Imam Mahdi and offer
your bayat to him.

Dear Imam Mahdi,

From,

Lesson 3

the treachery of the people of kufa

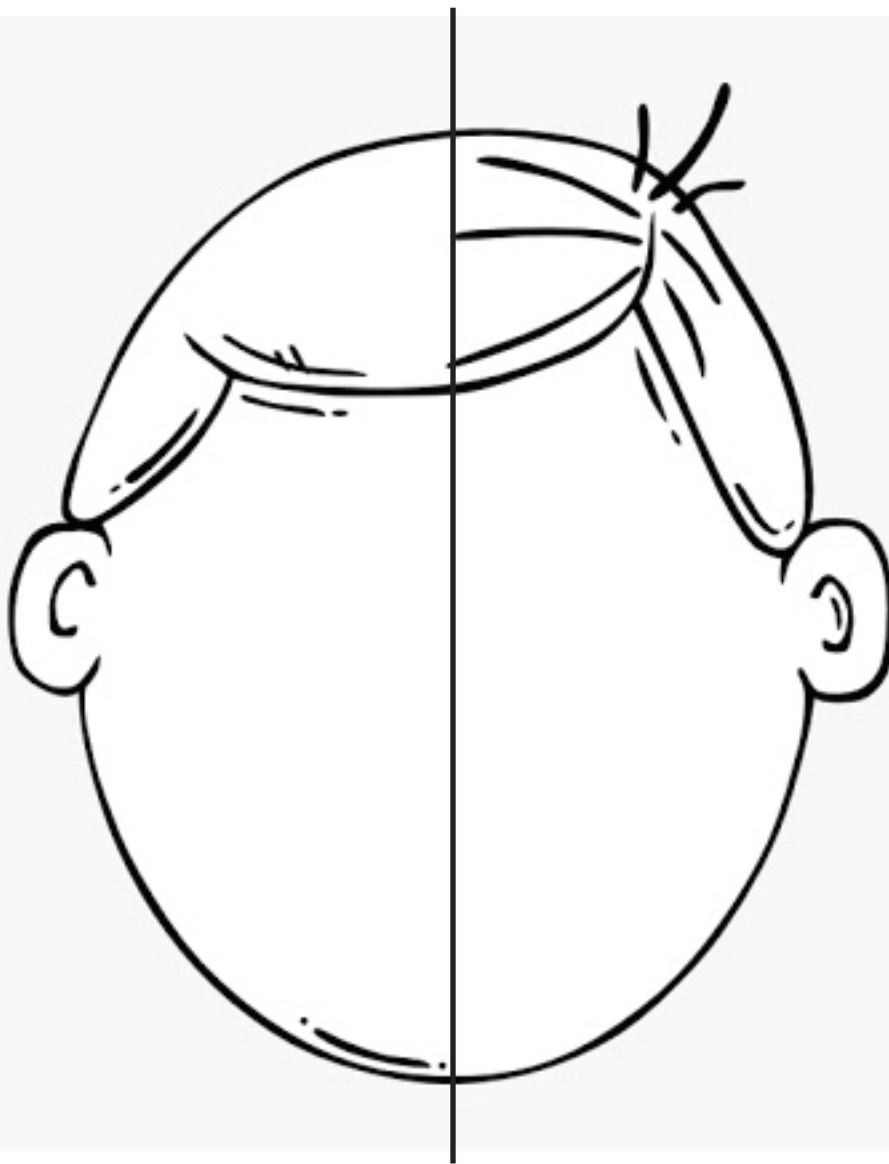
Learning Objectives: Understanding how Imam Husayn was betrayed and the meaning of the famous phrase 'Husayn al-Ghareeb'

Covers pages: 52-63 of *Yasser and Zahra Meet The Saviour of Islam*



two face craft

The people of Kufa said that they would follow Imam Husayn but then they betrayed him. Draw one side of the face saying they would follow Imam Husayn and the other side saying they would fight him. Have you ever said you would do something and then gone against your word?



Write a poem entitled
'husayn al ghareeb'

Poetry is a great medium we can use to express emotion. Try to write about how you feel about the situation of Imam Husayn having nowhere to turn. You could write a mnemonic, a haiku, or a rhyming poem!

This image shows a blank sheet of white paper with horizontal ruling lines. The lines are evenly spaced and run across the width of the page. There are no margins, text, or other markings on the paper.

Lesson 4

joining imam husayn

Learning Objectives: The responses of Ubaydallah ibn Hurr al Jufi and Zuhayr ibn Qayn when Imam Husayn asked them to join him. How will we join Imam Mahdi?

Covers pages: 66-77 of *Yasser and Zahra Meet The Saviour of Islam*

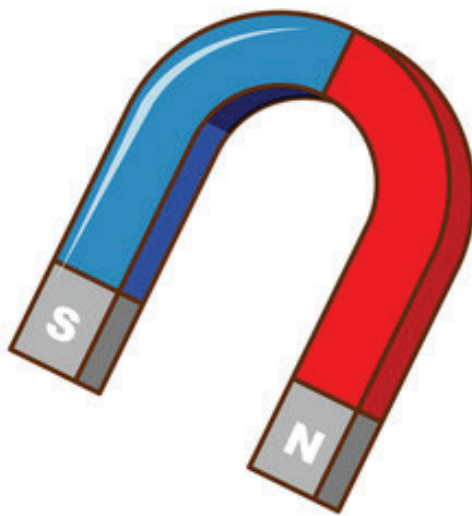
Magnet experiment

If we spend our lives trying hard to follow the path of the Ahlulbayt, do good deeds and behave well, then we will be attracted to Imam Mahdi when he arrives. It will be easy for us to join him!

But if we ignore the lessons of the Ahlulbayt, behave cruelly, eat haram foods and become attached to this world through greed, then we will not want to join Imam Mahdi.

Materials needed: paperclips, coins, paper, and plastic lids, bowl, magnet.

Mix the materials together in a bowl. The paperclips and coins represent the people who have spend their lives doing good. The paper and plastic lids represent those who have ignored good deeds and spent their lives doing bad things.



Hover the magnet over the bowl. The magnet represents the call of Imam Mahdi. He will ask us if we will join him. Who attached to him straight away? Discuss your results with your parents.

Comparing Ubaydallah ibn Hurr al Jufi and Zuhayr ibn Qayn

Imam Husayn asked both these men to join him on his journey, yet they answered in completely opposite ways. Why do you think this is? Use the table below to compare the characters.

Ubaydallah ibn Hurr al Jufi	Zuhayr ibn Qayn

Lesson 5

Meeting the enemy

Learning Objectives: Understand Imam Husayn's akhlaq, even with those who were not kind to him.

Covers pages: 78-92 of *Yasser and Zahra Meet The Saviour of Islam*




Make a bird bath

Imam Husayn was kind to everyone, he even gave water to the thirsty horses. Make this bird water bath and quench the bird's thirst in this hot weather in the name of Imam Husayn.

Materials needed: twigs, bowl and water

1. Find some sticks and twigs in your garden and push them into the ground. Make sure they are similar heights so that you can balance your bowl on top.
2. Fill a bowl with water and balance it on top of the sticks
3. Enjoy watching the birds quench their thirst!



the Circle of Control

We cannot control the way other people behave. Sometimes other can be rude or unkind to us for no reason. We can control the way we behave. That is what Imam Husayn always did. Fill in this circle of control to show what things we can control and what we cannot. Spend time trying to focus on improving what you can control.

Things I cannot control



Things I can control




Image credit: The Big Life Journal

Lesson 6

Umr ibn Sa'ad's love of this world and imam husayn's love for the hereafter

Learning Objectives: The danger of greed and the importance of attaching yourself
to the Qur'an

Covers pages: 96-107 of *Yasser and Zahra Meet The Saviour of Islam*


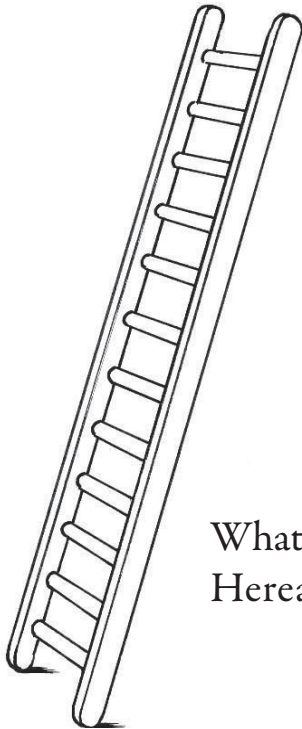
Greed Challenge

Greed is when you have a strong desire to have more of something that you really don't need. Sometimes seeing what our friends have, or watching adverts on television can make us want more and more. This can make us greedy. Decorate this note and cut it out. Keep it in your purse so that you always ask yourself "Is it greed or is it need?" If we don't actually need something, its better not to buy it.

is it greed or need?

attachments

What do you think happened to Umr Ibn Sa'ad? Do you think he managed to become Governor of the Rayy? Why do you think it is easier to be greedy rather than content? What do you think we can do to attach ourselves to the Hereafter instead of falling in love with this world?



What makes us attached to there
Hereafter?

What makes us attached
to this world?



Lesson 7

Saying sorry and accepting apologies, remembering the prayer

Learning Objectives: It is never too late to return to the right path. Pray on time.

Covers pages: 111-128 of *Yasser and Zahra Meet The Saviour of Islam*

Make a prayer timetable with moving clocks

Imam Husayn and his companions showed us how important it is to remember the prayer times and remember Allah in all situations. Make these prayer clocks and put them up in your home to always remind yourself to pray on time!

Materials needed: 5 paper plates, 5 split pins, coloured card and felt tips to decorate

1. Write the numbers 1-12 around the 5 paper plates. They will start to look like clocks!
2. Using a pencil, pierce a hole in the centre of each paper plate.
3. Cut out 10 arrows (5 long and 5 short) from the coloured card and pierce a hole on the flat end.
4. Label each of the paper plates with the prayer names, Fajr, Dhuhhr, Asr, Maghrib, Isha.
5. Push the split pin through the hole in 2 arrows (1 long and 1 short), and then through the paper plate.
6. Set the times on the clocks to the prayer times. Have fun changing them every day as the prayer times change!



Saying Sorry

Make a list of people you need to say sorry to. Try to make amends with people as much as you can, even if you have not spoken to them for a long time. Make a list of things you need to say sorry to Allah for. Don't forget that Allah has a record of your deeds, He will erase the bad deeds from your record if you sincerely seek forgiveness and promise not to return to that bad deed. Speak to Allah and ask Him to forgive you for any mistakes and sins.

1. _____

2. _____

3. _____

4. _____

5. _____

Lesson 8

the Ahlulbayt go to battle

Learning Objectives: Understanding the sacrifice of the Ahlulbayt and that they could only bear it because of their patience.

Covers pages: 134-147 of *Yasser and Zahra Meet The Saviour of Islam*



Mindful colouring

Colour in this image of Hazrat Ali Akbar, whilst you colour spend time thinking and talking to your family about how you think Hazrat Ali Akbar felt. Do you think he was happy to sacrifice his life for the truth? Do you think he was thirsty? Worried? Tired? Patient?



Sacrifice Experiment

Give up something that you love for a day – record your feelings. Did you need to be patient in order to sacrifice?

I gave up _____ for a day and I felt _____

Lesson 9

hazrat abbas

Learning Objectives: Learn about Ethaar and love for the Ahlulbayt

Covers pages: 148-158 of *Yasser and Zahra Meet The Saviour of Islam*



Challenge time!

Challenge for the week: Before you pour water for yourself, ask your mother, father, brothers and sisters if they are thirsty. Offer to bring them some water in the name of Hazrat Abbas. Decorate and stick this poster beside your sink.



What would you do? Experiment time!

Blow some bubbles onto a plate. In a separate plate lay out some marbles. Now grab a pen and paper and draw what you would do in each of these scenarios:

1. You have two pounds for your pocket money. What do you do? (draw card)
2. You get two identical toys for your birthday. What do you do? (draw card)
3. You see a kid sitting by themselves at lunch. What do you do? (draw card)
4. You have time to play, but your brother still has chores to do. What do you do? (draw card)
5. Your piggy bank is full. What do you do? (draw card)
6. You've been picked team captain. What do you do? (draw card)
7. Someone drops what they were carrying. What do you do? (draw card)
8. You get a new X-Box game. What do you do? (draw card)
9. You find five dollars on the sidewalk. What do you do? (draw card)
10. Someone is having trouble with their math at school. What do you do? (draw card)
11. A friend helps you win an award. What do you do? (draw card)
12. You get an extra dessert in your lunch. What do you do? (draw card)

Look at the plates. What has happened to the bubbles and what has happened to the marbles?

Just as the bubbles have disappeared, so do our selfish acts in this world, they have no good value in the hereafter. Our unselfish acts are like the marbles, they remain with us as good deeds.

The unselfish act that is preferring others over yourself is the best way to be. Hazrat Abbas' act of ethaar is retold every year lasting in the thoughts of every believer. His shrine stands tall and millions visit his shrine every year. He also has the honour of being 'Baab al-Hawaij.'

Lesson 10

answering the Call of Our Imam


Learning Objectives: Realise that we can answer the call of the Imam Husayn today by serving Imam Mahdi. There are so many ways to do this.

Covers pages: 159-168 of *Yasser and Zahra Meet The Saviour of Islam*



Make this phone to answer the Call of the imam

What apps would your phone have?



What are your talents?

We might wish that we were in Karbala with Imam Husayn so that we could help him, but what have we really done to help Imam Mahdi?

Are you an artist? Or an author? Do you love to donate or organize fundraisers? Do you love to create awareness for all the oppression going on? Do you like to lecture? A book lover? A scientist? Love to teach? sew? craft? Love to manage accounts?

Everybody has a skill set they can use to promote the mission of Imam. What is yours and how will you put it to use in serving the Imam of our time?



My talent is _____

I will help Imam Mahdi by _____

Lesson II

the day of ashura

Learning Objectives: Understand that Imam Husayn gave his all
and let yourself cry over the tragedy.

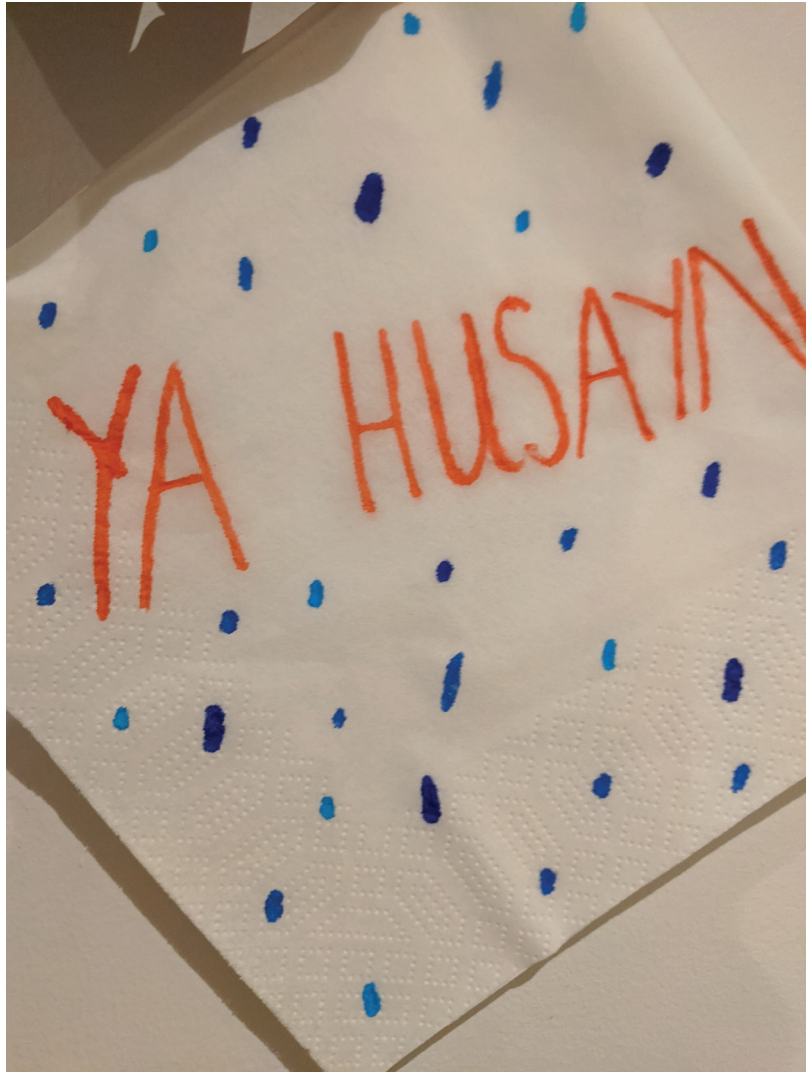
Covers pages: 167-177 of *Yasser and Zahra Meet The Saviour of Islam*



design a handkerchief

Design a handkerchief to help you always remember to cry over Imam Husayn.

Materials needed: napkin, serviette or tissue, felt tips.



Making Notes

Open the note that you wrote to yourself on the first day of Muharram – how do you feel now? Take a few moments to record your thoughts. Whenever you feel disconnected from Imam Husayn read through your notes.

My notes

Lesson 12

keeping the Message of imam husayn alive


Learning Objectives: The importance of keeping the message of Imam Husayn alive, and practical ways we can do this.

Covers pages: 178-189 of *Yasser and Zahra Meet The Saviour of Islam*



Make Posters

Make posters to put around your house to help you remember the lessons from Karbala or colour Yasser's posters.





Organise a Majlis

Organise a majlis with your friends. It could even be over Zoom! Give a speech about the lessons you have learnt. What would you say? Fill in this mind map to help you organise your thoughts.

