

Storytime Friends



CHOKING HAZARD: This kit may contain small parts. Parental supervision advised.



National Cookie Day

December 4, 2023

This activity is in celebration of National Cookie Day.

Fill up your cookie jar while working on fine motor skills like cutting, coloring and gluing your cookies.



Supplies Needed:






- Scissors
- Glue
- Crayons

Supplies Included:

- Tan Paper
- Cookie Jar Template

Directions:

1. Cut out the cookie jar.
2. Cut out cookie shapes from the tan paper.
3. Decorate the cookies with crayons (example: draw chocolate chips or decorations).
4. Glue the cookies on to the cookie jar.



"C is for Cookie"

Sung by Cookie Monster

Now, what starts with the letter C?
Cookie starts with C.
Let's think of other things that starts
with C.
Ah, who cares about other things?

C is for cookie.
That's good enough for me.
C is for cookie.
That's good enough for me.
C is for cookie.
That's good enough for me.
Oh, cookie, cookie, cookie starts with
C.

Oh, C is for cookie.
That's good enough for me.
C is for cookie.
That's good enough for me.
C is for cookie.
That's good enough for me.
Oh, cookie, cookie, cookie starts with
C.

Hey, you know what?
A round cookie with one bite out of it
looks like a C.
A round donut with one bite out of it
also looks like a C.
But it is not as good as a cookie.
The moon sometimes looks like a C.
But you can't eat that.

So C is for cookie.
That's good enough for me.
Yeah.
C is for cookie.
That's good enough for me.
C is for cookie.
That's good enough for me.
Oh, cookie, cookie, cookie starts with
C.
Yeah.
Cookie, cookie, cookie starts with C.
Oh, boy.
Cookie, cookie, cookie starts with C.

[COOKIE MONSTER MUNCHING].

<https://www.youtube.com/watch?v=Ye8mB6VsUHW&t=31s>