

# In a spin

The aim of the game is to match all of the pieces of the animals until they are all aligned and you can tell what they are!

## What you'll need:

A printer  
Toilet roll tubes  
Glue or tape

## Instructions

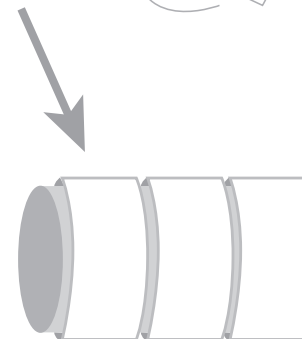


Print out the animal designs on your printer. Cut the strip of animals out (along cut line A)

Then cut along horizontal lines above and below the animals. Finally cut along the two lines that run between the heads and the tails. You should have 3 strips.


Take a toilet roll tube and then the first strip of animals. Wrap it around until it is tight against the tube but there is still a little room to slide it around the tube. Stick in place with tape or glue.

Repeat with the other two strips in the correct order so the animals match up with each other.

Check out the Wild Play blog for more info and instructions  
[www.blackandwhitebookproject.com/blogs/wild-play](http://www.blackandwhitebookproject.com/blogs/wild-play)



Cut A



# Why not have a go with these guys too!

