




Welcome to the Global Gunslinger League from OnTableTop and Warcradle Studios! Here you'll find all of the information you need as you embark on your journey starting with the Showdown At Retribution Two-Player Starter Set.



INDEX

3. What Is The Global Gunslinger League?
4. Building A Project
4. You Could WIN 1 of 2 Wild West Exodus Bundles!
5. Your Starting Point - Showdown At Retribution
5. What Happens During The Global Gunslinger League?
6. Weekly Breakdown: Global Gunslinger League
Video Schedule
7. WEEK 1 - What Miniatures Will You Need?
8. WEEK 2 - What Miniatures Will You Need?
8. WEEK 3 - What Miniatures Will You Need?
9. WEEK 4 - What Miniatures Will You Need?
9. WEEK 5 - What Miniatures Will You Need?
10. WEEK 6 - What Miniatures Will You Need?
11. Is The Global Gunslinger League Just Hobby And
Painting?
12. Earning Achievements!
A Dystopian Age Begins (Bonus Achievement)
Greenhorn (Complete Week 1)
13. Earning Achievements!
Recruiter (Complete Week 2)
Deputy (Complete Week 3)
Sheriff (Complete Week 4)
14. Earning Achievements!
Marshal (Complete Week 5)
Legend (Complete Week 6)
Double Crossed! (Bonus Achievement)
15. Earning Achievements!
Two-Faced (Bonus Achievement)
Ace In The Hole (Bonus Achievement)
A Hog Killin' Time! (Bonus Achievement)
16. What If I Want To Go A Different Route?
16. Sharing Your Work On Social Media
17. Want To Learn More About Wild West Exodus?



WHAT IS THE GLOBAL GUNSLINGER LEAGUE?

Throughout six weeks our Global Gunslinger League will guide you on how to build miniatures, paint miniatures with a colour scheme for both factions and construct army lists for the Union and the Enlightened which are the two factions included in the new Showdown At Retribution starter set.

All of this starts with the new Wild West Exodus Two-Player Starter Set, Showdown At Retribution, but as the Global Gunslinger League continues you'll also learn how to expand your chosen faction and build a full Posse.

The Wild West Exodus Global Gunslinger League Starts Early November 2021 and runs for 6 Weeks! During that time you will find out how to...

- Build Miniatures
- Paint Miniatures
- Construct Your Lists
- Expand Your Posse

...and much, much more. All of this will feature as part of weekly YouTube videos from OnTableTop. All you need to do is follow along and you'll have a fighting force of Union or Enlightened in no time!



BUILDING A PROJECT

As well as joining us for the videos each week you'll also be able to chart and record your own progress using our Project System, part of the **OnTableTop.com** website.

The Project System allows you to upload photos of your miniatures, information on why and how you painted a particular scheme and even show off your Battle Reports! It's a perfect way to keep track of your hobby!

CHOOSE "GLOBAL GUNSLINGER LEAGUE" IN CONTEST DROPDOWN MENU

When you create a project you will see a dropdown option called "Related Contest" click that and choose "Global Gunslinger League" from the dropdown list that appears to attach your project to the League.

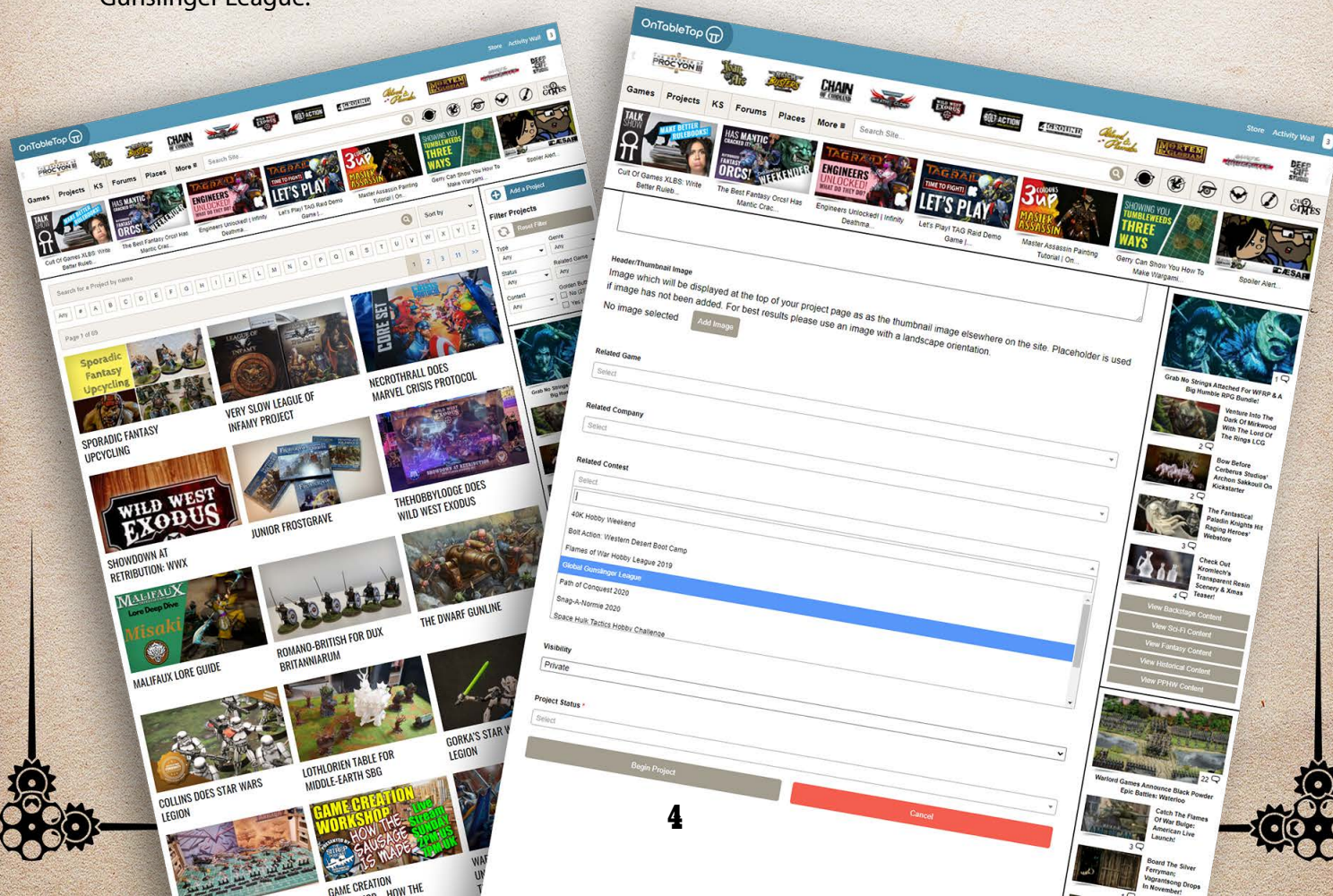
Building a project will allow you to keep a track of your progress and also unlock achievements as you progress through each stage of the Global Gunslinger League.

YOU COULD WIN 1 OF 2 WILD WEST EXODUS BUNDLES!

Yes! You have a chance of winning 1 of 2 Wild West Exodus Bundles. Each bundle contains a whole host of miniatures that you can use to build an alternative force to battle the one you currently have. So if you built up a Union force, here's your chance to win an Enlightened force! All you have to do is build a project and take part!

In early 2022 we will choose 2 winning projects from the OnTableTop project system that are part of the Global Gunslinger League (choose this option when you create your project) that have shown great progress and documented the completion of at least one faction from the new Showdown At Retribution starter set.

We'll be rounding out the Global Gunslinger League with some videos to show where everyone has got to AND watch out for a video in the new year (2022) when we'll be revealing the winner of the competition.



YOUR STARTING POINT - SHOWDOWN AT RETRIBUTION

All of this starts with the Showdown At Retribution Two-Player Starter Set from Warcradle Studios for Wild West Exodus.

Included within the Two-Player Starter Set you'll find everything that you need to get you started playing games of Wild West Exodus.

Perhaps you want to take control of the Enlightened under the control of Gustave Eiffel or maybe you want to command the Union under the watchful eye of Nikolai Tesla?

As well as the miniatures for both sides, you've also got everything else that you need to get started in the game. You'll find measuring tools, cards, dice and more.



Order Your Showdown At Retribution Set Today
[CLICK HERE](#)

WHAT HAPPENS DURING THE GLOBAL GUNSLINGER LEAGUE?

Each week, OnTableTop are going to be exploring and expanding the miniatures you'll need to build a Full Posse for the Enlightened and the Union.

The team at OnTableTop will be talking with Warcradle Studios each week to explain which miniatures YOU need to buy and why they should be included in your force. We've covered the basics here but you'll find lots more information in future videos.

Spaced out over six weeks; this means that you'll slowly work through building and painting your miniatures each week to complete a full Wild West Exodus Posse.

WEEKLY BREAKDOWN: Global Gunslinger League Video Schedule

Videos are going to be available each week from OnTableTop.com & the OnTableTop YouTube channel. Here is a breakdown of what you can look out for...

WEEK 1 Videos - November

| | | |
|------------------------------------|--|-------|
| Tuesday 9 th Nov 2021 | Global Gunslinger League Video #1 - Union | (5pm) |
| Tuesday 9 th Nov 2021 | Global Gunslinger League Video #1 - Enlightened | (7pm) |
| Thursday 11 th Nov 2021 | WWX Miniature Building Video - Union | (5pm) |
| Thursday 11 th Nov 2021 | WWX Miniature Building Video - Enlightened | (7pm) |

WEEK 2 Videos - November

| | | |
|------------------------------------|---|-------|
| Tuesday 16 th Nov 2021 | Global Gunslinger League Video #2 - Union | (5pm) |
| Tuesday 16 th Nov 2021 | Global Gunslinger League Video #2 - Enlightened | (7pm) |
| Thursday 18 th Nov 2021 | Wild West Exodus Painting Tutorial - Union | (5pm) |
| Thursday 18 th Nov 2021 | Wild West Exodus Painting Tutorial - Enlightened | (7pm) |

WEEK 3 Videos - November

| | | |
|-----------------------------------|--|-------|
| Tuesday 23 rd Nov 2021 | Global Gunslinger League Video #3 - Union | (5pm) |
| Tuesday 23 rd Nov 2021 | Global Gunslinger League Video #3 - Enlightened | (7pm) |

WEEK 4 Videos - November

| | | |
|-----------------------------------|--|-------|
| Tuesday 30 th Nov 2021 | Global Gunslinger League Video #4 - Union | (5pm) |
| Tuesday 30 th Nov 2021 | Global Gunslinger League Video #4 - Enlightened | (7pm) |

WEEK 5 Videos - December

| | | |
|----------------------------------|--|-------|
| Tuesday 7 th Dec 2021 | Global Gunslinger League Video #5 - Union | (5pm) |
| Tuesday 7 th Dec 2021 | Global Gunslinger League Video #5 - Enlightened | (7pm) |

WEEK 6 Videos - December

| | | |
|-----------------------------------|--|-------|
| Tuesday 14 th Dec 2021 | Global Gunslinger League Video #6 - Union | (5pm) |
| Tuesday 14 th Dec 2021 | Global Gunslinger League Video #6 - Enlightened | (7pm) |

These are the key videos that you'll want to watch out for throughout the Global Gunslinger League that will give you the information you need when adding new units into your Wild West Exodus force.

WEEK 1 - WHAT MINIATURES WILL YOU NEED?

During Week 1 you'll simply have to work through the contents of the Showdown At Retribution Two-Player Starter Set.

Throughout the next five weeks you'll then add an assortment of troops, support units and characters into the mix which will help tailor your force and make it a prime fighting force!

Don't worry if this looks daunting. You don't need to buy the miniatures for both factions. You can have a lot of fun just painting and gaming with the Union OR the Enlightened. Maybe you could bring in a friend (it is a Two-Player Starter Set!) and then you'll have an opponent to fight each week!

Here's a breakdown of the miniatures you'll need if you want to make an early start!




Showdown At Retribution
[CLICK HERE](#)

"Both of the lists in the starter box will give you a fairly well-rounded set of units for each force. You have a Commander, some Faces, Hands/Troops and Support options so all the bases are covered. In particular, the Iron Horses/Iron Eagles hit hard, move fast and are quite tricky to take off the table. Be wary of those!"

WEEK 2 - WHAT MINIATURES WILL YOU NEED?



Union - Armoured Riflemen
(x5 miniatures needed)
[CLICK HERE](#)



Enlightened - Constructed Henchmen
(x5 miniatures needed)
[CLICK HERE](#)

"Here we're adding some smaller units of troops to each Force. This helps to bulk out each of the factions and adds a new dynamic to your games. Whilst units can pack a punch, they don't last long so you'll need to work out how to protect them. We'll have some tips for you but what tactics would you employ?"

WEEK 3 - WHAT MINIATURES WILL YOU NEED?




Union - Bernard Hopkins
(x1 miniature needed)
[CLICK HERE](#)



Enlightened - John Younger
(x1 miniature needed)
[CLICK HERE](#)

"Here we get to add another Face into the mix for each force. Both of these characters work very differently! Bernard Hopkins is a sniper who wants to be kept away from the front lines so he can do his work in peace. John Younger is all about getting right into the thick of the fighting!"

WEEK 4 - WHAT MINIATURES WILL YOU NEED?



Union - Union Pacifier
(x1 miniature needed)
[CLICK HERE](#)



Enlightened - K9 Gun Dogs
(x3 miniature needed)
[CLICK HERE](#)

"This week is all about some added firepower. Both of your forces are going to get some seriously hefty weapons to bring to bear against your opponents and they can pack a punch. Make sure to consider how they might work in tandem with your other units from the Starter Set!"

WEEK 5 - What Miniatures Will You Need?



Union - Armoured Guard
(x5 miniatures needed)
[CLICK HERE](#)



Enlightened - Constructed Menials
(x5 miniatures needed)
[CLICK HERE](#)

"In Week 4 we gave you some more firepower. In Week 5 we look at introducing some cannon-fodder, ahem, some advanced pickets into your force. You need something to soak up that firepower and perhaps use as a way to screen areas of the battlefield."

WEEK 6 - WHAT MINIATURES WILL YOU NEED?

The final week of the Global Gunslinger League sees you adding two fantastic (and over the top!) characters into your force so that you can try out someone different!



Union - Legendary Tesla
(x1 miniature needed)
[CLICK HERE](#)



Enlightened - Legendary Eiffel
(x1 miniature needed)
[CLICK HERE](#)

"As mentioned, this final week means we can spice things up and celebrate! We are swapping out the original Boss miniatures you've been using for their Legendary counterparts! Whilst you'll find some familiar ways to play here and there, it introduces some subtle changes into the mix and how each force plays."

Throughout each week of the Global Gunslinger League, our team at OnTableTop and Warcradle Studios are going to be explaining why each new unit has been picked and what tactical options they add into the mix when it comes to playing your games as the Union or the Enlightened.

IS THE GLOBAL GUNSLINGER LEAGUE JUST HOBBY AND PAINTING?

NO! You don't have to just dive into the painting side of things with our Global Gunslinger League. You can also use our Project system to show off your battle reports too!

One of the best things about a league like this is that you slowly but surely get to learn how to play the game as well as paint the miniatures.

We'd love to see you using your painted miniatures to play games using the Starter Set at the beginning and at each step in your journey through the six weeks of the league.

We also absolutely love seeing and reading battle reports, especially if you throw in loads of tactical thinking and some great pictures! We aren't adverse to a bit of narrative if you want to tell stories too.

You can also look at getting your **Friendly Local Gaming Stores** or **Clubs** involved with the Global Gunslinger League. Bring your miniatures down to your local store or club and tell them all about it!

This means that you can spread the word and get more people stuck into this excellent skirmish game.

To recap...

- No! It isn't just about the painting
- Show us your Battle Reports!
- Get Your Local Gaming Stores and Clubs involved!
- Take pictures of your miniatures in the thick of the action
- Tell stories of your own using these Wild West Exodus characters

There is a lot for you to get stuck into when it comes to taking part in the Global Gunslinger League. However you approach the hobby, there should be something for you.



EARNING ACHIEVEMENTS!

Throughout the six weeks of the Global Gunslinger League you're going to be able to claim achievements as badges which get added to your profile over on OnTableTop. Here is a breakdown of the achievements that you can snap up once you've fulfilled the conditions and packed out your project!



A Dystopian Age Begins (Bonus Achievement)

You've started your Wild West Exodus Project and began your journey into the Global Gunslinger League!

This one is easy! All you need to do for this is start up a project for the Global Gunslinger League and add a picture of your first built miniature!



Greenhorn (Complete Week 1)

Congratulations! You've taken your first step off the stagecoach into the wider world of the Dystopian Age.

During the first stage of the Global Gunslinger League you'll pick a faction from the Showdown at Retribution Starter Set. Once you have selected either the Union or Enlightened build them following the Quick Start Guide and paint them up ready to play.



Recruiter (Complete Week 2)

You've recruited fresh blood and are braving harsh new frontiers with your growing posse.

The second stage of the Global Gunslinger League has you expanding your fledgling force. This week Union players will have to build and paint five Armoured Riflemen for their force. Members of the Enlightened will complete stage two by building and painting five Constructed Henchmen.



Deputy (Complete Week 3)

With the addition of a known figure to your posse you have been deputised by your faction. Things are only going to get tougher from here on!

During the third stage of the Global Gunslinger League you will add a new Face to your posse. Union players will be building and painting Bernard Hopkins. Meanwhile, the Enlightened will complete this stage by building and painting John Younger.



Sheriff (Complete Week 4)

Peace comes through superior firepower and with this addition, your faction will look to you to protect the town from the opposing force!

At this point during the fourth stage of the Global Gunslinger League you will be adding more punch to your posse. To complete this stage Union players will build and paint a Union Pacifier. Enlightened players will need to build and paint three Gun Dogs for their posse.



Marshal (Complete Week 5)

With this final unit your posse is now ready to spread your factions influence far and wide across the range.

The fifth stage of the Global Gunslinger League sees you enhancing your posse and unlocking its true potential. To complete this stage the Union player will build and paint five Armoured Guards and the Enlightened player will build and paint five Constructed Menials.



Legend (Complete Week 6)

Some people fade into obscurity, some make a mark in the history books. The rarest few become Legends of the land. Famous or infamous, everyone knows your name!

To complete the final stage both players will replace their Boss from the Showdown at Retribution Starter Set. Union Players will build and paint the Legendary Nikolai Tesla, meanwhile Enlightened players will build and paint the Legendary Gustave Eiffel to lead their posse.



Double Crossed! (Bonus Achievement)

You have built and painted both the Union and Enlightened posse from the Showdown At Retribution Starter Set.


To claim this you'll need to have built and painted all of the miniatures from the Showdown At Retribution Starter Set for the Union and the Enlightened.



Two-Faced (Bonus Achievement)

You managed to finish painting both the Union AND Enlightened across all stages of the Global Gunslinger League!

This one is a weighty one! You'll have had to pick up the miniatures from both factions and painted up the full set of figures used in the Global Gunslinger League across all six weeks.



Ace In The Hole (Bonus Achievement)

Build a terrain piece or even a gaming table for use in your games of Wild West Exodus.

This could be some of the official pieces of terrain from the Wild West Exodus collection or perhaps something entirely scratch built. With all the miniatures to hand it's always nice to have somewhere cool to play your games.



A Hog Killin' Time! (Bonus Achievement)

Put together a full battle report in your project showing off a game or Wild West Exodus in action!

We love seeing Battle Reports. So, if you write up and take photos showing off a full battle report using your Wild West Exodus miniatures you'll earn yourself this achievement.

WHAT IF I WANT TO GO A DIFFERENT ROUTE?

Feel free to do so! There is nothing wrong with picking up alternative miniatures for either the Union or the Enlightened. If you like a particular miniature from their collection then go for it! Don't let us curb your enthusiasm!

However, the Global Gunslinger League provides you with a prime opportunity to make a well-crafted and competitive list that has been designed by the developers behind the game at Warcradle Studio.

It's a perfect way to get started in the game of Wild West Exodus without having to worry if a miniature will or won't work with the force you've chosen to play.

SHARING YOUR WORK ON SOCIAL MEDIA

As well as sharing your work with us over on OnTableTop we would also love to see you showing off what you've been doing on social media too.

All you need to do is use the hashtags....

#GlobalGunslingerLeague

AND

#OTTWWX

...to not only share your work but also see what other people have been doing. Maybe you'll pick up some tips from other hobbyists which you can use to paint your own force.

Loads of influencers from across the world are going to be getting involved with the project too so you might find their videos helpful and interesting as you dive into your journey!

We're going to be working on putting together recaps and showcases that look at what you've been doing SO if you do get involved you could see your work on screen during one of our shows.



WANT TO LEARN MORE ABOUT WILD WEST EXODUS?

If this has got you excited to learn more about Wild West Exodus then you will want to check out a couple of resources online.

First up, you can check out the Wild West Exodus website by Warcradle Studios...

www.wildwestexodus.com

But you can also check out our OnTableTop.com Wild West Exodus Game Hub where we have news, articles, videos, interviews and more looking at the past, present and future of the game.

bit.ly/wild-west-exodus-ontabletop

This is also where you're going to find all of the video content that you're going to experience throughout the **Global Gunslinger League** so it's a great place to bookmark!

Good luck and we can't wait to see your progress as part of the Global Gunslinger League!

