

SEWING STUDIO

FABRIC SUPERSTORE

April-May-June
Class Schedule
Maitland

BROTHER CELESTE CX1 SEWING & QUILTING MACHINE

Explore the next frontier of sewing and quilting with the ultra-modern Celeste CX1 Computerized Sewing-Only Machine. Boasting 760 sewing stitches, wireless integration with Artspira, and a spacious 11.25" x 5.0" workspace, the Celeste CX1 unlocks endless possibilities in sewing and quilting.



MAIN FEATURES:

- **Sew Straight Laser Guide** The Sew Straight Laser Guide employs a bright laser line for quilting, piecing, sewing, or aligning rows of decorative stitches in smooth, straight lines, regardless of fabric color.
- **Intelligent Stitch Regulator Feature** The innovative Intelligent Stitch Regulator adjusts the needle timing to match the speed of the fabric being fed through the machine, making projects a breeze.
- **Generous Workspace** The Celeste CX1 offers a spacious 11.25" x 5.0" workspace, outstanding LED lighting, and a bright and clear 10.1-inch LCD digital display for all your projects.
- **Wireless Enabled** The Celeste CX1 features wireless LAN capabilities, providing a highly flexible and streamlined user experience.

CLASS POLICY

(the fine details)

Most classes are limited to eight students. Four students are needed to make a class. You will receive a full refund if we cancel a class. There are no makeup classes or refunds if you miss a class.

Register on-line at www.sewing.net, in person, or by phone with a credit card.

The following indicates sewing levels for adult classes:

*** Beginner—No experience needed. ** Intermediate—Some experience needed. *** Advanced—Experience needed.**

The supply list for each class needs to be purchased by the student prior to the first class session unless the supply list specifies otherwise. Students receive a 15% discount off your total purchase of regular priced items for class!



Sewing Basics 1: Beginner (Pssst: Start Here)

If you are ready to learn how to sew, but not sure where to start, this is the class for you! Maybe you have done some sewing in the past but want to refresh your skills, this is the class for you! You will learn sewing terminology, how to lay out a pattern, pinning, cutting, and the sewing of the garment. We will be making a pair of house/sleeping pants. Please note: All Sewing Basics series meet four times.

The Dates & Times

Thurs-Sat 04/02 & 04/03 5:30-8:00pm & 04/04 9:30am-2:30pm Instr. Patty Mack SKU: 620399 or

Mon 04/06, 04/13, 04/20 & 04/27 5:30-8:00pm Instr. JaneAnn McMullin SKU: 620400 or

Wed 04/08, 04/22, 04/29 & 05/13 9:30am-noon Instr. Patty Mack SKU: 620401 or

Wed 04/08, 04/22, 04/29 & 05/13 2:00-4:30pm Instr. Patty Mack SKU: 620402 or

Wed 04/08, 04/22, 04/29 & 05/06 5:30-8:00pm Instr. Janet Appel SKU: 620403 or

Thurs 04/30, 05/14, 05/21 & 05/28 9:30am-noon Instr. Patty Mack SKU: 620404 or

Tues 05/05, 05/12, 05/19 & 05/26 9:30am-noon Instr. Janet Appel SKU: 620405 or

Tues 05/05, 05/12, 05/19 & 05/26 5:30-8:00pm Instr. JaneAnn McMullin SKU: 620406 or

Thurs 05/14, 05/21, 05/28 & 06/11 5:30-8:00pm Instr. Howard Vincent Kurtz SKU: 620407 or

Mon 06/01, 06/08, 06/22 & 06/29 5:30-8:00pm Instr. JaneAnn McMullin SKU: 620408 or

Tues 06/02, 06/09, 06/16 & 06/23 9:30am-noon Instr. Janet Appel SKU: 620409 or

Fri 06/05, 06/12, 06/19 & 06/26 2:00-4:30pm Instr. Howard Vincent Kurtz SKU: 620410 or

Wed 06/10, 06/17, 06/24 & 07/01 5:30-8:00pm Instr. Janet Appel SKU: 620411

Supplies:

You do not need to purchase any supplies before starting Sewing Basics 1. You will have time in the first class to shop for your fabric and supplies with a 15% discount.

Class Fee: \$98.99 (includes pattern), plus fabric and supplies

Instructors: Janet Appel, Howard Vincent Kurtz, Patty Mack,



Sewing Basics 2: Intermediate

You know the basics of using a sewing machine and you've assembled a basic garment. Now take it a step further and learn how to measure a pattern to your measurements. This class will also focus on making darts, putting in a sleeve, finishing a neck line and the use of interfacing.

The Dates & Times

Tues 04/07, 04/14, 04/21 & 04/28 9:30am-noon Instr. Janet Appel SKU: 620412 or

Tues 04/07, 04/14, 04/21 & 04/28 5:30-8:00pm Instr. JaneAnn McMullin SKU: 620413 or

Mon 05/04, 05/11, 05/18 & 05/25 5:30-8:00pm Instr. JaneAnn McMullin SKU: 620414 or

Wed 05/13, 05/20, 05/27 & 06/03 5:30-8:00pm Instr. Janet Appel SKU: 620415 or

Wed 05/20, 05/27, 06/03 & 06/10 9:30am-noon Instr. Patty Mack SKU: 620416 or

Wed 05/20, 05/27, 06/03 & 06/10 2:00-4:30pm Instr. Patty Mack SKU: 620417 or

Tues 06/02, 06/09, 06/23 & 06/30 5:30-8:00pm Instr. JaneAnn McMullin SKU: 620418

Materials & Supplies

- Pattern Options:
- Women - Simplicity 9130 ****Same Pattern as Sewing Basics 1****
- Men—Simplicity 8180 or New Look 6197
- Fabric - **Please bring your fabric prewashed to the first class.** Pay close attention to the width of the fabric, 44"/45" wide or 60" wide. The quantity needed varies based on the width of fabric.
- Supplies to Bring: Fabric Scissors, Round Head Pins, Pin Cushion, Seam Ripper, Sketch N Wash Marking Pencil, Measuring Tape, Seam Gauge, Thread, Paper and Pencil.

Fee: \$89.00 plus pattern, fabric and supplies

Class Pre-requisite: Sewing Basics 1

Instructors: Janet Appel, Patty Mack, or JaneAnn McMullin

8258 **Simplicity** AmazingFit

59223 **Simplicity**

1537 **Simplicity** AmazingFit

8047 **Simplicity** AmazingFit

McCALL'S

SEWING BASICS 3

Instructor: Janet Appel

Sewing Basics 3: Advanced

This class is for students who have taken Sewing Basics 1 and 2 and want to continue their sewing skills. You will sew a dress or jacket while learning new skills such as installing a zipper, sewing in a neck facing, pockets and finishing armholes.

The Dates & Times

Thurs 04/09, 04/23, 04/30 & 05/07 9:30am-noon Instr. Janet Appel SKU: 620419 or

Wed 04/29, 05/06, 05/13 & 05/20 5:30-8:00pm Instr. JaneAnn McMullin SKU: 620420

Wed 05/27, 06/03, 06/10 & 06/24 5:30-8:00pm Instr. JaneAnn McMullin SKU: 620421 or

Thurs 06/11, 06/18, 06/25 & 07/02 9:30am-noon Instr. Janet Appel SKU: 620422

Materials & Supplies

- Pattern - See Supply List, lots of options!
- Fabric for the project (following instructions on the pattern). Please bring your fabric pre-washed to the first class.
- Bring all notions the pattern calls for and all basic sewing supplies

Fee: \$89.00 plus pattern, fabric and supplies

Instructors: JaneAnn McMullin or Janet Appel

Class Pre-requisite: Sewing Basics 1 and 2

Sewing



Sewing Basics 4****

This class is for students who have taken Sewing Basics 1, 2 and 3. Students may choose their own pattern and be able to follow the instructions of the items taught in Sewing Basics 1, 2 and 3. New techniques will be taught from instructions in the new pattern.

Tues 04/07, 04/14, 04/21 & 04/28 1:00-3:30pm
Instructor: Janet Appel
SKU: 620423 Fee: \$89 or

Thurs 04/09, 04/23 & 04/30 5:30-8:00pm
Instructor: JaneAnn McMullin
SKU: 620424 Fee: \$67.49 or

Tues 05/05, 05/12, 05/19 & 05/26 1:00-3:30pm
Instructor: Janet Appel
SKU: 620425 Fee: \$89 or

Thurs 05/14, 05/21 & 05/28 9:30am-noon
Instructor: Janet Appel
SKU: 620426 Fee: \$67.49 or

Thurs 05/14, 05/21 & 05/28 5:30-8:00pm
Instructor: JaneAnn McMullin
SKU: 620427 Fee: \$67.49 or

Tues 06/02, 06/09, 06/16 & 06/23 1:00-3:30pm
Instructor: Janet Appel
SKU: 620428 Fee: \$89 or

Thurs 06/04, 06/11 & 06/25 5:30-8:00pm
Instructor: JaneAnn McMullin
SKU: 620429 Fee: \$67.49



Bucket Hat**

Sat 05/23 1:00-4:00pm SKU: 620511
Fee: \$27 Instructor: Janet Appel
Bucket hats are officially back! Perfect for the beach, backyard, or any sunny day, this reversible DIY bucket hat keeps you cool and stylish. Fairly easy to sew and multi-sized for both adults and kids, it's a two-in-one accessory you'll reach for all summer long.

Finish It Up Friday**

Fri 06/26 5:30-8:00pm SKU: 620456
Fee: \$22.49 Instructor: Pamela Ross
Finish it Up is an opportunity to bring in your work in progress, ask questions, and get your project finished! Bring your work in progress bag or quilt, your supplies, and your pattern, and let's get to work finishing it up.

Design It Yourself**

Fri 05/01 1:00-3:00pm SKU: 620468
Fee: \$45 Instructor: Mary McCarthy
Ready to design your own clothes? Learn how to create new styles without starting from scratch. Start with a favorite pattern and make changes to the neckline, move a dart, add width and length, or even make it a princess line. There are endless possibilities! This flat pattern method used by industry pros is easy and fun. Practice on paper samples and then transfer what you learn to a favorite pattern.



T-Shirt Fitting Workshop**

Sat 06/06 10:00am-4:00pm
SKU: 620469 Fee: \$125
Instructor: Mary McCarthy
If you still struggle to get the right fit, join Mary McCarthy, Certified Fit Specialist for this hands-on fitting workshop. You will learn how to alter your pattern before you cut and sew. We'll address fit issues in the bust, arms, shoulders and more. Don't miss this opportunity to get the right fit. Based on the best-seller, The Complete Guide to Fitting By Pati Palmer. Level 2 or 3. A classic t-shirt pattern will be provided.

Modifying The SB2 Top***

Wed 06/17 5:30-8:00pm SKU: 620518
Fee: \$22.49 Instructor: Howard Vincent Kurtz

Enhance your individual style by creating new blouse or shirt designs using the Simplicity commercial pattern 9130 from Sewing Basics 2 class. This course emphasizes flat pattern techniques by working hands-on in quarter scale sizing and is appropriate for students who have completed the Sewing Basics 2 Tunic Top class.

Make Your Own T-Shirt Pattern**

Fri 06/12 & 06/19 9:30am-1:30pm
SKU: 620512 Fee: \$72
Instructor: Nivia Rodriguez

If you've been trying to find a pattern that really fits you with no luck, this is the time to start learning how to use some of your body measurements to draft your own T-shirt pattern. Then you will cut the fabric, construct the shirt and proudly model your garment made from scratch. This will be the beginning of a series of classes in which you will eventually learn to draft more fitted or complex patterns.



Reversible Half Apron*

Thurs 04/09 1:00-4:00pm SKU: 620433 Fee: \$27
Instructor: Howard Vincent Kurtz
Double your pleasure double your fun with this two-sided half apron. A great class for beginning sewers to create a wearable apron or give as a gift for friends and family.

BBQ Apron*

Tues 05/19 9:30am-12:30pm SKU: 620444
Fee: \$27 Instructor: Howard Vincent Kurtz
Just in time for outdoor grilling. This full BBQ apron is great class for beginning sewers to create a wearable apron for hosting outdoor picnics or give as a gift to friends and family.

Sewist Apron*

Thurs 04/23 1:00-4:00pm SKU: 620438
Fee: \$27 Instructor: Howard Vincent Kurtz
Create a multiple pocket apron to hold your sewing item, such as scissors, seam ripper, measuring tape, marking tools, etc. The apron will make an ideal gift for all your sewing friends or you may want to keep it for yourself. This class includes straight machine stitching and easy-to-follow directions, perfect for the beginning sewer.

All Tie-d Up: Long Tie**

Sat 06/13 1:30-4:30pm SKU: 620448 Instructor: Howard Vincent Kurtz Fee: \$27

Turn any fabric into a handmade long necktie. Learn about the history of these fashion accessories as we create a two-piece bias tie, with a straight machine stitch, and finish the tie with hand stitching. This course is designed for everyone with basic sewing skills.

All Tie-d Up: Bow Tie**

Sat 06/20 9:30am-1:30pm SKU: 620451 Fee: \$27 Instructor: Howard Vincent Kurtz

Turn any fabric into a handmade bow tie. Learn about the history of these fashion accessories as we create a pre-tied bow tie, with a straight machine stitch, and finish the tie with hand stitching. This course is designed for everyone with basic sewing skills.

Criss Cross Granny Apron**

Tues 05/05 9:30am-12:30pm SKU: 620521 Fee: \$27

Instructor: Howard Vincent Kurtz

The apron is in a vintage granny style design, and is made from two one-yard pieces of fabric. It features two pockets on each reversible side for a comfortable fit with no strings or ties.



Jeans Workshop**

Fri 05/15 & 05/22 9:30am-5:00pm

SKU: 620547 Fee: \$153.99

Instructor: Patti Mack

Do you love to wear jeans? Have you dreamed of making your own pair? Well, now's the chance to put your sewing skills to work in a supportive, helpful, and fun classroom environment. Sew the perfect pair of non-stretch traditional jeans or stretch denim leggings in this immersive two-day workshop. This class is ideal for confident intermediate and advanced sewists who have experience sewing pants with side or front zippers and a waistband. This course will provide instructional sewing steps plus tips on cutting and sewing denim, minor fitting adjustments, topstitching and hardware installation. Start the first day with your washed denim fabric in hand and end the last day with a completed pair of jeans!



Alterations Workshop**

Fri 05/01 9:30am-12:30pm SKU: 620467

Fee: \$55 Instructor: Mary McCarthy
If you are not a perfect size, this class is for you! In this hands-on workshop you will learn how to alter the clothes you buy to make them fit and feel like custom made. Mary will show you how to assess the fit of your garments, how to pin, mark and stitch the changes. Topics covered include hems, bustline, hips, waistline, shoulders, sleeves and more. Bring 2-3 garments that need to be adjusted.



Basic Sewing



Basic Sewing: Tote Bag*

Sat 06/20 9:30am-12:30pm SKU: 620452 OR
Fri 06/26 9:30am-12:30pm SKU: 620455
Fee: \$27 Instructor: Janet Appel

For adult beginners, this quick and easy bag is a great first project for new sewists, and for good reason—it's the perfect beginner-friendly project. In this class Janet will guide you through the basic steps to create your very own tote bag.



Basic Sewing: Placemats*

Fri 05/29 9:30am-12:30pm SKU: 620446 or
Sat 06/06 9:30am-12:30pm SKU: 620447
Fee: \$27 Instructor: Janet Appel

Placemats are one of the easiest sewing projects you can make, which makes them perfect for beginners. If you can cut two rectangles of fabric and sew lines, you can create beautiful, handmade placemats in no time. Don't buy them — make them. When you sew your own placemats, you're not limited to the handful of options available in stores.

Basic Sewing: Petite Baskets*

Fri 05/01 9:30am-noon SKU: 620522
Fee: \$22.49 Instructor: Janet Appel

This easy fabric basket is perfect for adult beginners. Sew a petite fabric basket to hold odd and ends, sewing tools or organize your desk.



Basic Sewing: Table Runner*

Fri 04/24 9:30-11:30am SKU: 620439 or
Sat 05/16 9:30-11:30am SKU: 620442
Fee: \$18 Instructor: Janet Appel

This is a wonderful project for adult beginners. It's often called a "10-minute table runner," not because it will be completed in ten minutes, but to show just how simple it really is. The process is so effortless that you'll be able to make one for every season—and every occasion!



Software



Artspira for Embroidery**

Thurs 06/18 1:00-3:30pm SKU: 620476

Instructor: Fran Brown Fee: \$24.99

This class will start with setting up the app on a mobile device or tablet (iOS or Android) and navigating the various sections of the application. Fran will guide you as you set up your BROTHER embroidery machine to enable transferring designs from the App. We will review and create a free 4 X 4 hoop project from one of the weekly Inspo Issues (project details to be determined closer to the class date)

Topics that will be covered:

- Introduction to the ARTSPIRA App. (Free Version)
- Setting up the app on a mobile device or tablet (iOS or Android)
- Connecting and transferring designs
- Registering your machine and transferring designs to your Brother device wirelessly
- Editing designs and adding fonts.
- Using the AR Feature to rehearse design and placement on your project.
- Using customized templates with quick links
- Introduction to the Weekly Inspo Issues



Embrilliance 2: Enthusiast**

Tues 04/14 1:00-3:00pm SKU: 620471

Instructor: Fran Brown Fee: \$18

This is a hands-on skill-building class for students that have Embrilliance "Enthusiast". Enthusiast is the next level of Embrilliance software that includes automated knockdown stitches, stitch editing, Multiple hooping/design splitting, Baste hoop, Instant repeat, Carousel, advanced stitch properties and more - all with easy-to-use tools. Don't know what any of that means? This is the class for you to get to know your software and what it can do for you.

Embrilliance 3: Creating Designs**

Thurs 04/30 1:00-3:00pm SKU: 620472

Instructor: Fran Brown Fee: \$18

This is a hands-on skill building class working with Embrilliance Essentials and Enthusiast software. You will build some designs while honing your skills in Embrilliance by learning how to use the "easy-to-use tools" to edit, separate, change color, add lettering and knock down stitches and more. Each Creating Designs class will be a unique lesson, building upon the skills learned in Embrilliance 1 & 2.

Stitch Artist: Getting Started**

Thurs 05/07 1:00-3:00pm SKU: 620473

Fee: \$18 Instructor: Fran Brown

This is a hands-on class working with Embrilliance Essentials and Stitch Artist 1 software. Stitch Artist is a program to create machine embroidery designs from scratch and is a great starting point for design creators, or anyone wanting to add stitches to a project. Typical projects include: Redwork, quilting, stippling, applique, freestanding lace fills, basic cross-stitch, outlining, satin borders, filled shapes and adding stitches to designs. Draw your own, use the built-in shapes, or bring in a picture (such as .jpg), then 'draw with stitches' over the artwork, using it as a guide. You control the shapes, sizes, set the stitching properties, and Stitch Artist generates the actual stitches. Those familiar with any modern drawing tools will feel very comfortable with Stitch Artist, but the easy 'draw with points' tool makes creating shapes easy to learn.

Embrilliance 1: Essentials*

Thurs 04/09 1:00-3:00pm SKU: 620470

Fee: \$18 Instructor: Fran Brown

This is a hands-on class for students that have purchased Embrilliance "Essentials" Software. Fran will teach you how to use the included tools to Merge, Resize, Colorize, and add Lettering to your embroidery designs. (This software is especially useful for students that own an embroidery machine with a 4X4 or 5X7 hoop size.)



Stitch Artist: Hands On**

Fri 05/29 1:00-3:00pm SKU: 620474

Fee: \$18 Instructor: Fran Brown

You have taken the Embrilliance Essentials and Stitch Artist 1 software classes and know the basics of these programs. Now learn how to create design files for some popular embroidery design types. This class will focus on making an applique design, mug rug, a luggage tag, and more if time permits. We will also learn how to create SVG/cut files for applique fabric. Learn how to print your designs with the "snowman" for perfect placement on applicable Babylock and Brother machines. You will walk away with some completed designs to embroider when you get home!!!

NEW

In-Store Presentations



Fabric Identification Presentation

Sat 04/11 10:00-11:00am SKU: 620523

Fee: \$5 Instructor: Howard Vincent Kurtz

This presentation will provide an overview of textiles both woven and stretch including the different types of animal-based, plant-based, and synthetic fibers. Learn about the historical importance as well as the modern uses of fabrics for clothing today. Attendees will receive a coupon for \$5 off any purchase of regular priced merchandise on the day of the presentation.

Color Theory Presentation Presentation

Sat 05/09 10:00-11:00am SKU: 620524

Fee: \$5 Instructor: Howard Vincent Kurtz

This presentation is designed to identify the rules and guidelines that artists and designers use to communicate and will cover the relationship between color schemes and color values. Learn about color schemes, composition, and symbolism, that will inspire and renew our understanding of color. Attendees will receive a coupon for \$5 off any purchase of regular priced merchandise on the day of the presentation.

Understanding Patterns Presentation

Sat 06/13 10:00-11:00am SKU: 620525

Fee: \$5 Instructor: Howard Vincent Kurtz

Commercial sewing pattern is an important part of the sewing process. This presentation will cover pattern companies, garment measurements, and sewing technology. Learn about using appropriate fabrics, yardage conversion, and pattern instruction and much more. Attendees will receive a coupon for \$5 off any purchase of regular priced merchandise on the day of the presentation.



Quilting



Quilting Basics 1*

Wed 04/15 & 04/22 9:30am-12:30pm

SKU: 620436 Fee: \$54

Instructor: Mary-Jeanine Ibarguen

You've been wanting to learn to make a quilt, but there is so much to know! What are the basics you absolutely need to get started? Let's make a simple placemat. Mary-Jeanine will guide you through cutting, pressing, piecing, basting, machine quilting and binding in this class for utter beginners. Mary-Jeanine includes in all her classes lots of bonus tips and techniques that will help you throughout your quilting journey. We will make one placemat from start to finish, but feel free to purchase enough fabric to make 3 more to match.



Machine Applique Basics*

Fri 05/22 & 05/29 9:30am-12:30pm

SKU: 620445 Fee: \$54

Instructor: Mary-Jeanine Ibarguen

Have you been wanting to learn some Machine Applique techniques? Mary-Jeanine will guide you through the process. You will learn about fusible web, tracing designs, the proper way to fuse and multiple types of edge stitching with your sewing machine. Although Mary-Jeanine's sample has 5 flowers for a table-runner/wall hanging, we will only make one flower in class. Feel free to purchase enough fabric to make 4 more flowers at home.



Quilted Table Topper**

Mon 05/11 1:00-4:00pm SKU: 620507

NEW

Fee: \$45 Instructor: Raquel Ortega

This is a great project for those sewers that want to practice some basic quilting techniques.



Machine Quilting 1**

Mon 06/22 9:30am-3:00pm

SKU: 620453 Fee: \$72 (Includes book)

Instructor: Mary-Jeanine Ibarguen

In this class you will learn how to set up your machine and your sewing area to quilt on your machine. We will talk about lots of different aspects of quilting: how to mark your quilt, needles, threads, batting, basting, resources, how to pick a quilting pattern and more. You will also get lots of time to practice and ask questions. This is not a beginner quilting class, please see "Quilting Basics 1" if you are new to quilting.



Foundation Paper Piecing**

Tues 04/14 9:30am-12:30pm

SKU: 620435 Fee: \$27

Learn the basics of Foundation Paper Piecing by making this flower block. The pattern is free from Mary-Jeanine. If you've ever taken a class with Mary-Jeanine, you know she gives you your money's worth in great ideas and solid quilting techniques you can use for all types of projects.

Stack & Whack**

Mon 04/20, 04/27 & 05/04 9:30am-12:30pm

SKU: 620437 Fee: \$81

Instructor: Mary-Jeanine Ibarguen

You've probably heard the term 'stack-n-whack' and wondered. Or you've seen a SnW quilt at a quilt show and thought "that looks hard". I'm here to tell you: it's doable and it's a blast to see the stars come to life in a class. Who knew that crazy fabric would make those beautiful kaleidoscope blocks? Come learn from Mary-Jeanine, the Queen of Stack-n-Whack!

Just Can't Cut It Quilt Top*

Mon 05/18, 05/25 & 6/1 9:30am-12:30pm

SKU: 620443 Fee: \$81

Instructor: Mary-Jeanine Ibarguen

A beginner level class with large pieces to create a beautiful quilt easily. Choose one "focus fabric" with a medium to large design, and then 5 smaller scale pieces to coordinate with the focus fabric.



Quilting



Folded Star Pillow**

NEW

Mon 04/20 & 04/27 1:00-4:00pm
 SKU: 620477
 Fee: \$54 Instructor: Raquel Ortega
 This class will teach you the proper way to fold the fabric to make this star. It is a fun project that you can make in different colors. It is a perfect gift for Holidays, Weddings, Birthdays etc.

MJ's Finish It Up**

Mon 06/29 9:30am-12:30pm SKU: 620457 Fee: \$27
 Instructor: Mary-Jeanine Ibarguen
 If you have a project you started in one of Mary-Jeanine's classes, this is an opportunity to get her help with the next step you may be stuck on. We want you to enjoy your finished projects! Please bring the project and all supplies needed to work on it to class.

Desert Chill Quilt Top*

NEW


Tues 05/05, 05/12 & 05/19 1:00-4:00pm
 SKU: 620519 Fee: \$81
 Instructor: Sindy Phillips
 Use vibrant colors, western colors, Xmas colors, etc. Quilt uses half square triangles & goes together fast. Lots of fun! All skill levels.



Shifting Crystals Quilt Top*

NEW

Tues 06/16, 06/23 & 06/30 1:00-4:00pm
 SKU: 620520 Fee: \$81
 Instructor: Sindy Phillips
 Shimmering stars dance across this fun quilt. Quickly piece the crystal points using strip piecing. The stitch-and-flip method makes the stars easy to piece. Use any color combo that appeals to you. The class sample is Red/White/Blue for the holidays. All skill levels welcome.



Bindings & Finishes**


Wed 06/24 9:30am-12:30pm
 SKU: 620454 Fee: \$27
 Instructor: Mary-Jeanine Ibarguen
 The final class to finish that quilt! Learn various techniques to attach binding to your quilted quilt or placemat. We'll also talk about quilt sleeves, labels, and curved corners. Mary-Jeanine will have lots of tips and techniques for you to help the process along.

Luminary Quilt Top**

Fri 05/15, 05/22 & 05/29 1:00-4:00pm
 SKU: 620441 Fee: \$81
 Instructor: Mary-Jeanine Ibarguen
 This stunning modern quilt is easier than you think! The small diamond sections are improvisationally pieced, so you're really just matching up 3 big section seams. You will learn how to color wash your fabrics, how to strip piece, and how to use a specialty ruler.



Kid's Classes



Kids Class: 1-Yard Skirt*

Sat 05/02 9:30am-12:30pm SKU: 620464
 Fee: \$27 Instructor: Pamela Ross

Drop your young sewer off for Saturday morning sewing! Your young sewer will make an easy to wear and fun to make elastic waist skirt. Ages 9-13

Kids Class: Quilt As You Go Pillow*

Sat 05/30 9:30am-12:30pm SKU: 620466
 Fee: \$40.99 Instructor: Pamela Ross

Drop your young sewer off for Saturday morning sewing! In this class we will learn about sewing basics and make a quilted pillow. Class fee includes one 14" pillow form. Ages 9-13

Serging



Intro to Spandex: Serged Leggings**

Wed 04/22 & 05/06 1:00-4:00pm
SKU: 620510
Fee: 54
Instructor: Nivia Rodriguez
Learn about the differences in stretch and weight of spandex fabrics. Also learn how to cut and sew spandex fabric using your sewing machine and your serger to complete well fitted leggings. This class is open to Brother, Babylock, and Janome sergers.

Serger Finishing Techniques**

Wed 06/17 1:00-4:00pm SKU: 620513
Fee: \$32.99 Instructor: Nivia Rodriguez
In this class, Nivia will show you a bunch of different ways you can "finish" your garments with a serger, including:

- Serged binding on necklines and sleeves.
- Lettuce edge on spandex fabrics.
- Creating elastic edges using a serger.
- Using the single downturn feller.

This class is open to customers who own a Babylock Triumph, Splendor, Accolade, Ovation, or Evolution serger.

Please bring your serger machine to all serger classes



Embroidery



Embroidery Basics 1**

Fri 04/24 1:00-4:00pm SKU: 620478 OR
Tues 05/26 1:00-4:00pm SKU: 620481
Fee: \$30 (Includes kit) Instructor: Toni Hill
This is a hands-on class for new Babylock and Brother machine owners. In this class you will learn how to position a motif accurately, as well as proper stabilization to achieve a perfect embroidery stitch out. You will stitch out an appliqued sewing machine ornament. (Class Pre-requisite: new machine owner class).

Embroidery Basics 2**

Tues 04/28 1:00-4:00pm SKU: 620479 OR
Thurs 06/04 1:00-4:00pm SKU: 620482
Fee: \$34.49 (Includes kit) Instructor: Toni Hill
In this class, you will learn proper stabilization techniques to create a luggage tag with shapes built into your machine. You will also learn the basic steps involved in making a double-sided machine applique and embroider the applique on a napkin. This class is open to all Babylock and Brother embroidery machine owners that have the "add" feature on the embroidery edit screen. (Class Pre-requisite: Embroidery Basics 1).

Embroidery Basics 3**

Fri 05/01 1:00-3:00pm SKU: 620480 OR
Thurs 06/11 1:00-3:00pm SKU: 620483
Fee: \$22 (Includes kit) Instructor: Toni Hill
In-The-Hoop projects are fast, easy and perfect when put together in your embroidery hoop! You will learn how to be successful with an In-The-Hoop project as you learn to make a zippered pouch. We will supply the fabric and batting kit as well as the zipper. (Class Pre-requisite: Embroidery Basics 1 & 2).



Create Your Own Patch**

Tues 06/16 9:30am-12:00pm SKU: 620475
Fee: \$24.99 Instructor: Fran Brown
Let's learn how to make a custom embroidered patch! Did you know that you can turn almost any embroidery design into a patch? Embroidered patches can be perfect for those hard to hoop items. In this class students will learn how to create their very own patch/patches using the tools built into their embroidery machines. Fran will discuss the appropriate fabric, stabilizer and adhesive to achieve a professionally finished edge on your patches and the ability to iron them onto a hat, bag or garment. A fabric kit will be provided.

Design Center Zippered Bag**

Mon 06/01 1:00-4:00pm SKU: 620508 **NEW**
Fee: \$27 Instructor: Raquel Ortega
Create a zippered pouch in My Design Center or IQ Designer. See how easy it is to add a 3mm zipper in-the-hoop – you'll be able to do this again and again in future projects.



- SPECIAL OFFER -

BROTHER CX1

(EDUCATOR MACHINES)

SALE PRICE: CALL US!

BUNDLE INCLUDES:

- Brother CX1 Sewing Machine
- INCLUDED: SPECIAL BUNDLE
- FREE Sewing Studio Cushioned Machine Mat
- FREE 1/4" Piecing Foot SA125
- FREE Wool Pressing Mat 13-1/2" x 13-1/2"



INCLUDED SPECIAL BUNDLE INCLUDES: \$1,900+ MSRP
A Luggage Set, Notions Case, and Quilt Kit!



SPECIAL PRICING ON EDUCATOR MACHINES

LIMITED QUANTITIES AVAILABLE!

BABYLOCK SPLENDOR

TOP FEATURES:

- Easy Push Button Looper Threading
- Automatic Thread Delivery™ System (ATD)
- 2" to Right of Needle
- Chain/Cover Flat Sewing Table for attachments
- Knee Lifter
- 8/7/6 thread serging
- 60 stitch combinations

SPECIAL PRICE BUNDLE INCLUDED!



LEARN THE BASICS OF EMBROIDERY!



Kid's SEWING CAMP!

REGISTER NOW!



Mon-Fri 06/01-06/05 10:00am-4:00pm
 SKU: 620514 Instructor: JaneAnn McMullin OR
 Mon-Fri 06/08-06/12 10:00am-4:00pm
 SKU: 620515 Instructor: Pamela Ross
 Fee: \$674.99


One of the most anticipated weeks of the summer is here! In this beginner children's sewing camp, your child will be introduced to the exciting world of sewing! They will learn the basics of sewing including the uses of essential sewing tools, the importance of accurate measurements, and how to safely operate their very own sewing machine to complete a sewing project each day of camp. The cost of the camp includes a brand new Brother PS300T sewing machine, all fabrics, and all sewing patterns to complete a new and exciting project each day of camp. This class is appropriate for children ages 9-13.

Bag Making



Stitch & Stash Tote**
 Fri 05/15, 05/22 & 05/29 5:30-8:00pm
 SKU: 620465 Fee: \$54.99
 Instructor: Pamela Ross
 Meet your new go-to tote bag! A roomy open interior, exterior zip pocket, and seven slip pockets, including a spot for your water bottle! This tote is ready to carry everything you need in comfort and style.

NEW



ByAnnie Project Bag**
 Tue 04/28 5:00-8:00pm SKU: 620516
 Fee: \$27 Instructor: Mary-Jeanine Ibarguen
 A great introduction to the awesome line of byAnnie bag patterns. You'll want to make more than one Project Bag; so handy for all kinds of uses. You will learn zipper application, binding, and working with clear vinyl.



6-Drawer Carrier**
 Sat 06/20 9:30am-1:30pm SKU: 620449
 Fee: \$54.99 Instructor: Pamela Ross
 This 6-drawer caddy will hold all your sewing supplies and tools for class. It is an easy project where you'll want to make many more for your family and friends to help them carry their art or beauty supplies around!

Raggedy Bag**
 Mon 06/08 & 06/15 9:30am-12:30pm
 Fee: \$54
 SKU: 620517 Instructor: Mary-Jeanine Ibarguen
 This friendly handbag/totetbag is a nice afternoon project. Use up some of those scraps! The bag is made up of a bunch of little quilt sandwiches, which means an outer fabric, an inner fabric and the sandwich filling (batting of some sort). You will learn to use a Walking Foot and a neat way to install interior pockets.

VOLUNTEER

Project Linus
 Mark your calendar for the 4th Tuesday of each month, and don't forget to signup online or at the register so we will have room for you. Please join us as we make quilts for kids who need a quilty hug.


Tues 04/28 9:30am-12:30pm SKU: 620461
 Tues 05/26 9:30am-12:30pm SKU: 620462
 Tues 06/23 9:30am-12:30pm SKU: 620463



Ryan's Case For Smiles Sew In
 Give us a hand! (Formerly ConKerr Cancer) We are calling on volunteers to help us sew pillowcases to comfort kids in the hospital with terminal diseases. Please bring your own fabric if you have extra; children's prints only, please. Our goal is to make a mile's long worth of pillowcases.

Wed 04/15 9:30am-1:30pm SKU: 620458
 Wed 05/20 9:30am-1:30pm SKU: 620459
 Wed 06/17 9:30am-1:30pm SKU: 620460

Scan N Cut



Intro to ScanNCut DX*

Wed 04/29 9:30am-12:30pm
SKU: 620490 Fee: \$30

Unlock the creative power of your ScanNCut DX! Learn how to navigate the machine, choose the right settings, and explore a variety of materials it can cut—from vinyl and paper to fabric and foam. Discover must-have tools, accessories, and project ideas to get the most out of your machine and bring your craft projects to life with precision and ease. As a companion to this class we also recommend signing up for the Canvas Workspace class in the afternoon to learn the free computer software that expands the capabilities of your ScanNCut DX machine.

****Students who purchased their ScanNCut from The Sewing Studio will receive a \$30 coupon at the end of class.**

Intro to CanvasWorkspace*

Wed 04/29 1:00-4:00pm
SKU: 620491 Fee: \$27

Do you own a ScanNCut DX? This class is the perfect starting point! Learn how to navigate Brother's free CanvasWorkspace software and explore the tools, menus, and features designed to help you create with ease. From resizing and editing designs to sending projects wirelessly to your machine, you'll build a solid foundation for making the most of your ScanNCut experience. This is a great companion course to Intro to ScanNCut DX in the morning.



Adding Fonts for ScanNCut*

Fri 04/24 1:00-4:00pm
SKU: 620488 Fee: \$27

Learn how to import fonts directly into your computer so they can be used in ScanNCut CanvasWorkspace. This class is designed to help you expand your font choices and build a larger, more versatile collection. You'll also learn how to work with fonts inside CanvasWorkspace, including using alignment keys and exploring additional font design techniques when preparing designs for your cutting machine. This is an essential class that every ScanNCut owner will benefit from taking.

Vinyl Cheat Sheet Workshop*

Fri 04/24 9:30am-12:30pm
SKU: 620487 Fee: \$27

In this hands-on workshop, you will practice cutting both Adhesive Craft Vinyl and Heat Transfer Vinyl while learning about the differences between the two and when to use each one. You'll also receive a helpful cheat sheet to track recommended cut settings and mat types for various materials, helping you achieve clean, precise, and hassle-free cuts with your vinyl blade. This valuable resource simplifies the crafting process, making it ideal for classroom learning as well as home crafting projects.

Instructor For All ScanNCut Classes: Connie Hewett

Florida 2026 HTV T-Shirt*

Wed 05/13 9:30am-12:30pm
SKU: 620493 Fee: \$27

NEW

Create a Florida-themed T-Shirt using Siser EasyPattern Plus HTV. Learn how to edit the design to update the year to 2026. Cut the patterned vinyl to give the SVG design a colorful look that comes directly from the HTV pattern. Press the finished vinyl onto the shirt to create a vibrant result that captures the Florida vibe.



Cut & Stitch Quilt Block*

Thurs 06/18 9:30am-4:00pm
SKU: 620498 Fee: \$58.49

Create a beautiful quilt block using the ScanNCut DX machine and the Rotary Auto Blade Kit, along with the included activation card. This hands-on class will teach you how to cut four quilt blocks with exceptional accuracy, then sew the blocks together. Complete the final binding steps at home to create a stunning quilt piece or a charming table runner.

Colorful Window Clings*

Wed 05/13 1:00-4:00pm
SKU: 620494 Fee: \$27

Bring your windows to life with dazzling cling designs full of color, detail, and charm! From whimsical florals to bold seasonal shapes, each piece creates a stunning stained-glass effect in the light. A beautiful way to add personality and style to any room—no mess, just magic! Plus, these clings use no adhesive glue, so they can be easily removed and reused over and over again without leaving any residue or damage.



Gift Bouquet Centerpiece*

Mon 05/04 9:30am-4:00pm
SKU: 620492 Fee: \$58.49

Create a fun and festive bouquet centerpiece using craft foam and the built-in designs on your ScanNCut DX. Fill your bouquet with candy, or customize it with small treats, money, toys, makeup, or other fun props. This versatile project is great for birthdays, graduations, anniversaries, or any special occasion gift idea. This was a class favorite!



3D Flower Bouquet*

Fri 06/26 1:00-4:00pm SKU: 620505 Fee: \$27

Create a beautiful 3D flower bouquet and display it in a frame or shadow box of your choice. Come learn a fun technique for building dimensional flowers and shaping each bloom to create a layered, realistic effect. You'll arrange your flowers into a full bouquet design, adding leaves and details to complete the look. The finished piece makes a lovely home décor accent or a thoughtful handmade gift.

Two-Color Name Tumbler*

Fri 06/19 1:00-4:00pm
SKU: 620501 Fee: \$27

Learn how to create a name design using two colors of adhesive craft vinyl for a tumbler. In this class, you'll also learn how to build your name design in two layers, work with fonts in CanvasWorkspace, and size and position your name to fit a tumbler properly. You'll explore basic font options and layering techniques to create a clean, two-color finished look. If you want to expand your font selection, consider taking the "Adding Fonts for ScanNCut" class.



Beach Vibes Hat*

Fri 06/19 9:30am-12:30pm
SKU: 620499 Fee: \$27

Create a fun and vibrant summer-inspired "Beach Vibes" design on a baseball hat using Glitter HTV. Learn how to prepare, layer, and press multiple layers of Glitter Heat Transfer Vinyl onto a curved hat surface for a professional finish. Add a sparkling, standout touch to your summer accessories with this eye-catching, wearable design.

Fun With Pens Workshop*

Fri 06/26 9:30am-12:30pm
SKU: 620504 Fee: \$27

This workshop will use built-in designs to explore how to draw, add color, and create decorative patterns to create unique, finished projects. You'll learn how to use the different pen holders compatible with your cutting machine and understand the types of pens that can be used with each holder. By gaining a better understanding of pen drawing techniques, you can expand your creative possibilities with your machine.

In these classes, the ScanNCut DX model will be used for the demos, if you have a previous model you can still learn

Sublimation



Intro to Sublimation Basics*

Fri 04/10 9:30am-12:30pm SKU: 620484
 Fee: \$32.99 Instructor: Connie Hewett
 Thinking about getting a Brother sublimation printer—or already have one? Join Connie for a fun and informative class where you'll explore everything you need to confidently dive into the world of sublimation! Discover essential tools, the many types of blanks, and what to look for when buying a heat press. Plus, Connie will share what she's learned about the kinds of designs that work best (and what designs don't work well). You'll even get hands-on practice with your very own fabric kit and prints provided in class.

Design & Setup for Sublimation*

Fri 04/10 1:00-4:00pm SKU: 620485
 Fee: \$27 Instructor: Connie Hewett
 This introductory class is designed to help you confidently set up sublimation designs using Silhouette Studio. You will learn how to navigate the software and properly prepare your files for printing. We will discuss where to find graphics and what types of designs work best for sublimation. Whether you're brand new or just need a refresher, this class will help you feel more comfortable designing and setting up your projects correctly from the start.



Adding Fonts for Sublimation*

Mon 04/20 9:30am-12:30pm SKU: 620486
 Fee: \$27 Instructor: Connie Hewett
 Learn how to import fonts directly into your computer so they can be used in Silhouette Studio for your sublimation projects. This class is designed to help you expand your font choices and build a larger, more versatile collection. You'll learn how to work with fonts inside Silhouette Studio, including using alignment tools and exploring additional font design techniques when preparing your sublimation designs. This is an essential class that every sublimation student will benefit from taking.

Creating Designs Using AI*

Mon 04/27 9:30am-4:00pm SKU: 620489
 Fee: \$58.49 Instructor: Connie Hewett
 Explore the exciting world of AI (Artificial Intelligence), one of today's hottest creative trends! This class is an introduction to AI design ideas for sublimation projects, where you'll be amazed at what you can create using AI-generated artwork. We'll work together as a group to develop a design using selected keywords, then modify it by adding more keywords to transform the artwork again. After practicing together, you'll have time to create your own unique design—warning, this process can be addictive! Finally, you'll print and press your sublimation design onto a T-shirt or fabric of your choice.

Personalized Photo Boards*

Wed 06/24 9:30am-12:30pm SKU: 620502
 Fee: \$27 Instructor: Connie Hewett
 Bring your memories to life with a stunning sublimation photo board that's as bold and vibrant as the moment it captures. Discover how to prepare your favorite image and transfer it with a heat press, creating a personalized board that looks professional and feels unforgettable. Walk away with a one-of-a-kind keepsake that's perfect for gifting or showing off at home.



Stained Glass Cutting Board*

Wed 05/27 9:30am-12:30pm SKU: 620496
 Fee: \$27 Instructor: Connie Hewett
 Design a stunning stained glass-inspired glass cutting board using sublimation techniques. In this class, you'll learn which supplies are needed to sublimate onto glass, how to select stained glass-style artwork that creates vibrant results, and how to properly prepare your design for a successful transfer. The finished project can be used as a cutting board, showcased as decorative kitchen décor, or given as a thoughtful, personalized gift.



Summer Kitchen Towels*

Mon 04/20 1:00-4:00pm SKU: 620506
 Fee: \$27 Instructor: Connie Hewett
 Spice up your kitchen with custom towels that scream summer fun! In this creative class, you'll pick out designs to create sublimated kitchen towels using vibrant colors or playful patterns and personal touches that make every wipe, dry, and dish duty a little more cheerful. Whether you go tropical, farmhouse, foodie, or funny, your towel will become a functional piece of art that adds sunshine to your space all season long.



Left Chest Logo & T-Shirt Back*

Wed 05/27 1:00-4:00pm SKU: 620497
 Fee: \$27 Instructor: Connie Hewett
 Shirt designs aren't limited to the front of the garment. Left chest logos and full back designs are also very popular placement options. Learn how to size and position designs for both of these design types. See how alignment rulers can help you achieve accurate and professional design placement when printing and pressing your sublimation transfers. You'll gain a solid understanding of the essentials needed to confidently sublimate T-shirts from start to finish.

Custom Gift Bags & Boxes*

Wed 06/24 1:00-4:00pm SKU: 620503
 Fee: \$27 Instructor: Connie Hewett
 Can you sublimate on white paper bags and gift boxes? Absolutely! In this class, you'll learn how to create custom gift packaging using Connie's tips and tricks. Discover how to add artwork, special messages, or festive designs like "Happy Birthday" to make your gift bags and boxes unique. Say goodbye to traditional wrapping paper and elevate simple packaging into something special and creative.



Distress & Remove Background*

Mon 05/18 9:30am-4:00pm SKU: 620495
 Fee: \$58.49 Instructor: Connie Hewett
 Do you have a square design, photo, or artwork that you want to distress around the edges or remove the background for a sublimation project? Adding a distressed edge can create a softened, bleached-style effect that helps the design blend more naturally into the fabric, while removing the background can reduce clutter in a design or photo. Learn how to use software to manipulate your photos, then see the results when you print and press one of your sublimation designs onto a T-shirt or fabric of your choice.

You don't need to own a sublimation printer to take the sublimation classes.

SEWING STUDIO


FABRIC SUPERSTORE

9605 S US HWY 17/92 Maitland, FL 32751
(407) 831-6488 | www.sewing.net

Committed To You

Our knowledge and experience ensures your sewing experience will be amazing!

- **Sewing Machine Department** - We have a machine to fit every sewing style and budget. Come in today to sit and sew, embroider or serge on any one of our machines in our machine department.
- **Fashion & Bridal Department** - Aspiring designer, getting married, or looking for fabric to make a beautiful evening dress? We have the fabric and knowledgeable staff to turn your ideas into reality.
- **Quilting Cottons** - Wow, do we carry a lot. From the most popular licensed sports prints and designers to the hard to find and unique, we carry thousands of bolts.
- **Classes** - You're looking at them! Our classes are unique, informative and most importantly **fun**.



We are a family owned local business that cares about and gives back to the community. When you shop with us your money stays local and within the community we all care about.

FABRIC LOYALTY PROGRAM

FOR EVERY 30YDS OF REG. PRICED FABRIC PURCHASED, RECEIVE A \$20 VOUCHER!!

FREE TO JOIN

ASK FOR YOUR KEY TAG AT THE FRONT COUNTER



CLUBS

American Sewing Guild

2nd Monday monthly
10:00am - 12:00pm
Contact: Shelley Doyal
shelleyasgo@gmail.com
American Sewing Guild's "Sew Craziess" neighborhood group invites all interests and levels of sewing skills to monthly meetings. For more information on dates, times, and topics: ASGOOrlando.com

SAGA Smocking Arts Guild of America

1st Thursday monthly
9:30am-12:30pm

Questions? Contact President Maryke Lee 321-217-6899

Members and interested prospective members are welcome.

Tips, Tools, & Techniques

Contact: Mary-Jeanine Ibarguen
mjibarguen@outlook.com
4th Saturday of the month 10am -In Person
4th Saturday of the month 1pm- Virtual

Mary-Jeanine brings her 30-plus years of experience in sewing & quilting with lots of projects and ideas to inspire you. You will learn new and useful tips and techniques that you'll be able to take home and use in your sewing journey.

Orlando Modern Quilt Guild

First Wednesday of the Month
10:00am - Noon
orlandomodernquiltguild@gmail.com

We enjoy monthly meetings, member demonstrations, show and tell, Block of the Month, challenges, monthly sew days, field trips, workshops, trunk shows, fabric shop discounts, and also participate in community charity projects.

STUDENT DISCOUNT

NEW! BROTHER PS500

MSRP: \$1,279.99 | Student Price: \$749*

WATCH A 45 MIN INSTRUCTIONAL CLASS!

Normal Sale Price: \$799. Must Be Enrolled In Class To Receive Student Price.



MACHINE SERVICE DEPT

DOES YOUR SEWING MACHINE LOOK LIKE THIS??

THEN IT'S TIME FOR A SERVICE!!

- QUICK TURN AROUND!!
- WE CAN SERVICE MOST MAKES AND MODELS OF SEWING MACHINES
- AUTHORIZED SERVICE CENTER FOR: BABYLOCK, BROTHER, JUKI, JANOME

