

U H U R U

PRIVATE OFFICE

Product Guide



Uhuru Design is the Brooklyn-based New American furniture design firm specializing in bespoke residential and high-end commercial furniture. Founded in 2004 by Rhode Island School of Design graduates Jason Horvath and Bill Hilgendorf, Uhuru gained attention for its sustainable approach, utilizing reclaimed and found materials through a narrative design process. This design approach generated collections currently in the Smithsonian and Brooklyn Museums, positioning Uhuru at the forefront of New American Design and popularizing the "Brooklyn" aesthetic. Uhuru scaled from bespoke residential to mass office furniture, evolving with the growing New York and West Coast startup scenes. Uhuru focuses on delivering accessible New American Design to mission-driven clients across residential, hospitality, fast casual, office, co-working, architecture, and interior design landscapes.



PRODUCT GUIDE

MINIM PRIVATE OFFICE

OVERVIEW P7

DESKS + RETURNS P11

STORAGE P37

ACCESSORIES P41








SPLIT FIXED HEIGHT DESK | LOW DOUBLE LATERAL FILE, 2 HIGH | TALL WARDROBE | WORKWALL | FLOATING SHELVESZZ

## MINIM PRIVATE OFFICE

Uhuru's Minim Private Office Collection introduces customization paired with personalization creating optimal workspaces for any user. Choose from preconfigured packages or mix and match any combination of desks, returns, storage, and accessories to fit your space and style. Inspired by our Signature Collections, Minim Private Office is designed and built locally at Uhuru Manufacturing, in PA.





## INSPIRED BY A MINIMAL RESIDENTIAL AESTHETIC

Designed with our Signature Collections in mind, Minim brings a comfortable, residential look and feel to your office.

## MODULAR SYSTEM FOR A FLEXIBLE WORKPLACE

Reliable, scalable, and configurable, Uhuru furniture is engineered with features and functionalities that support a dynamic work environment, and designed with minimal and classic proportions.

## DESIGNED FOR CUSTOMIZATION

Our Minim Private Office Collection is built on the foundation of customizable elements, such as base styles, table dimensions, and overall finishes that can be combined to build numerous possibilities to meet the demands of your team.





MINIM PRIVATE OFFICE

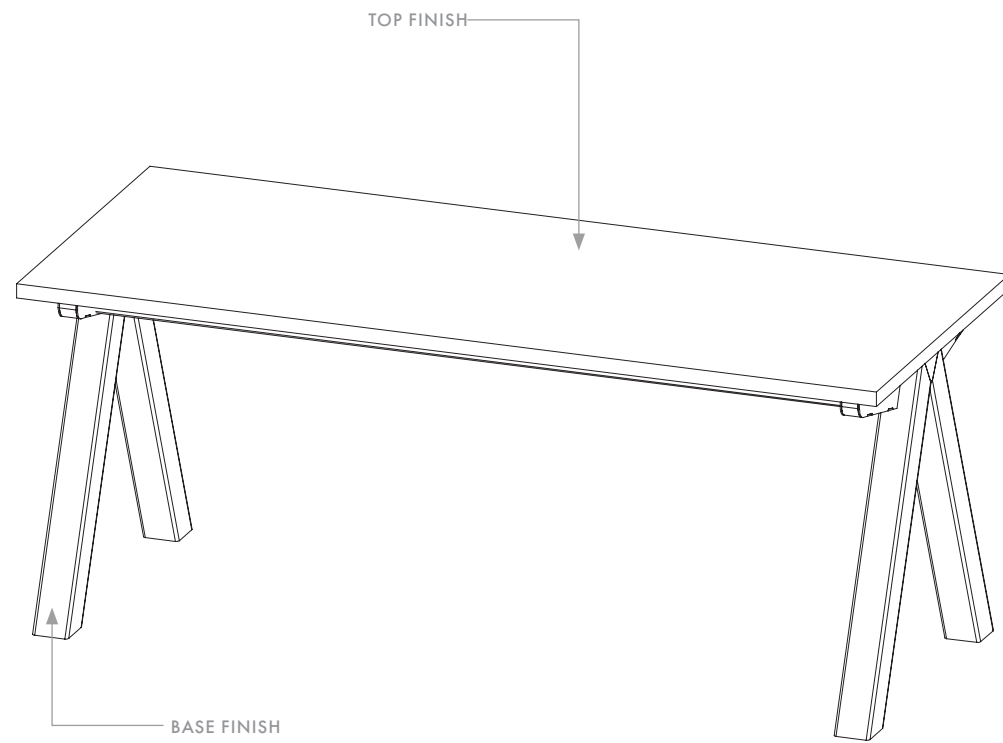
**DESKS + RETURNS**

# MINIM PRIVATE OFFICE | DESKS + RETURNS

## CONFIGURATIONS

Example Configuration: SPPO02-603030-0110

MINIM Private Office Desk - Split base - Wood veneer top - 60" L x 30" W x 30" H - Natural oak veneer top finish - Black base finish



PRODUCT SPECIFICATIONS			DIMENSIONS		
PROFILE LEG	PRODUCT TYPE	TOP TYPE	WIDTH	DEPTH	HEIGHT
<b>SP</b>	<b>PO</b>	<b>02</b>	<b>60</b>	<b>30</b>	<b>30</b>
(FR) Frame (SQ) Square (SP) Split (BR) Broad (TR) Trapped (ML) Milo (LE) Ledge	(PO) Private Office Desk (SS) Height Adjustable Desk (RN) Return Surface* (PS) Private Office Desk w/ single leg config.	(01) Laminate (02) Veneer (08) Natural Live Edge*	48" - 84" @ 6" increments	18" 24" 30"	30"

FINISHES	
TOP FINISH	BASE FINISH
<b>01</b>	<b>10</b>
<b>Laminate</b> (05) White (06) Black	(10) Black (11) White (12) Graphite
<b>Veneer</b> (01) Natural Oak (02) Black Oak (03) Walnut (04) White Washed Ash	
<b>Natural Live Edge</b> (51) Natural Oak (53) Walnut	

**Note:**

- Dimensions are nominal
- Fixed desks at 30" depth only
- \* Return surfaces use Frame or Square profile leg only
- \* 18" depth only available as a return surface
- \* Omit height for Sit Stand desks
- \* Natural Live Edge top only available on Ledge Sit Stand Desks

To specify MINIM Rise Sit Stand desk, please refer to MINIM workstation sku guide.







TIER 1



FRAME

TIER 2



TRAPPED



SQUARE



SPLIT



BROAD

TIER 3



MILO

## MINIM PRIVATE OFFICE | FIXED HEIGHT DESK

The Minim Private Office fixed desk system is made up of modular parts that combine to create a range of standard table sizes. MINIM Private Office desks are available at 30" deep with widths measuring 48"-84" a 6" increments and a standard height of 29.5". With six unique base styles, various finishes and a range of dimensions to choose from, this desk system brings beauty and function to any workspace.

### BASE PROFILES

TIER 1

Frame

TIER 2

Trapped  
Square  
Split  
Broad

TIER 3

Milo

### SIZES

WIDTH	48"	54"	60"	66"	72"	78"	84"
DEPTH	30"						
HEIGHT	29.5"						



## MINIM PRIVATE OFFICE | RETURN SURFACES

The Minim Private Office return surfaces are available in multiple widths ranging from 48" to 84" and two depths measuring either 18" or 24". When combined with the fixed height desk, the customizable fixed height return provides a larger work surface without overpowering your space. The return is available in two unique base styles, as well as a variety of finishes.

### BASE PROFILES

- Frame
- Square

### SIZES

WIDTHS	48"	54"	60"	66"	72"	78"	84"
DEPTHS	18"	24"					
HEIGHT	29.5"						



FRAME



SQUARE



## MINIM PRIVATE OFFICE | HEIGHT ADJUSTABLE DESKS



MINIM RISE



FRAME RISE



LEDGE

### MINIM RISE

Minim Rise incorporates industry leading electronic lifters into a robust steel base, seamlessly concealed beneath a variety of work surface options. The Minim Rise Desk is available in multiple widths measuring 48" to 72" at 12" increments with a depth of 30". These height adjustable desks have a lifting range of 27.5" - 48". For additional convenience power, we offer a desktop power unit that can be integrated into the surface mount trough.

### FRAME RISE

Frame Rise incorporates industry leading electronic lifters into a sturdy steel base, seamlessly concealed beneath a variety of work surface options. Frame Rise is available in multiple widths measuring 48" to 72" at 12" increments with depth choice of 24" or 30". These height adjustable desks have a lifting range of 28"- 47".

### LEDGE

Ledge Height Adjustable Desk fosters elegance, comfort, and technology to accommodate all types of work. The Ledge Desk incorporates industry leading electronic lifters into a sturdy steel base and features a solid wood top with a natural live edge. The Ledge Rise is available in multiple widths measuring 48" to 72" at 12" increments with depth choice of 24" or 30". These height adjustable desks have a lifting range of 27" - 46".

### SIZES

WIDTH	48"	60"	72"
DEPTH	24"	30" *	
HEIGHT	Variable		

**Note:**  
\* MINIM Rise desk only available at 30" depth





MODESTY PANEL ON FIXED DESK

## MINIM PRIVATE OFFICE | MODESTY PANEL

The addition of a Modesty Panel to either a fixed height or adjustable height desk serves as an effective solution for concealing chaotic cords while also providing privacy for the user. Constructed from powder coated steel, the Modesty Panel is available in multiple widths starting at 48" and extending in 6" increments up to 84" with a height of 14".

### SIZES

WIDTH	48"	54"	60"	66"	72"	78"	84"
HEIGHT	14"						



MODESTY PANEL ON HEIGHT ADJUSTABLE DESK






MINIM RISE ADJUSTABLE HEIGHT DESK | MODESTY PANEL | LATERAL FILE, 2 HIGH | TALL WARDROBE | OVERHEAD CABINET

## FINISHES

### DESK TOP OPTIONS

#### LAMINATE (01)


Our laminate tops come in two laminate options, for a modern look and easy to clean surface.



Laminate  
(05) White  
(06) Black

#### VENEER (02)


Our veneer tops come in four real wood veneers, and are built with solid wood edges for an elevated look. We take the time to plank-match our veneer layups for the appearances of a natural solid wood top.



Veneer  
(01) Natural Oak  
(02) Black Oak  
(03) Walnut  
(04) White Washed Ash

### DESK BASE OPTIONS

Our signature bases are designed with minimal and classic proportions and available in a variety of finishes. Bases are made of powder coated steel and all finishes are contract grade.



Powdercoated Steel  
(11) White  
(10) Black  
(12) Graphite





MINIM PRIVATE OFFICE


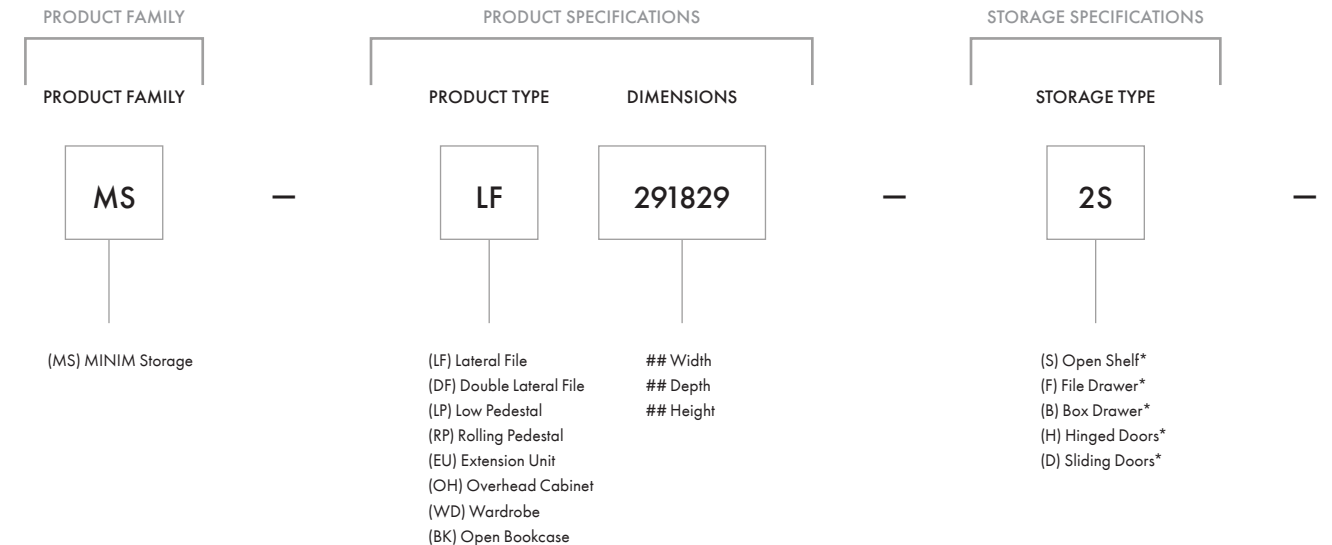
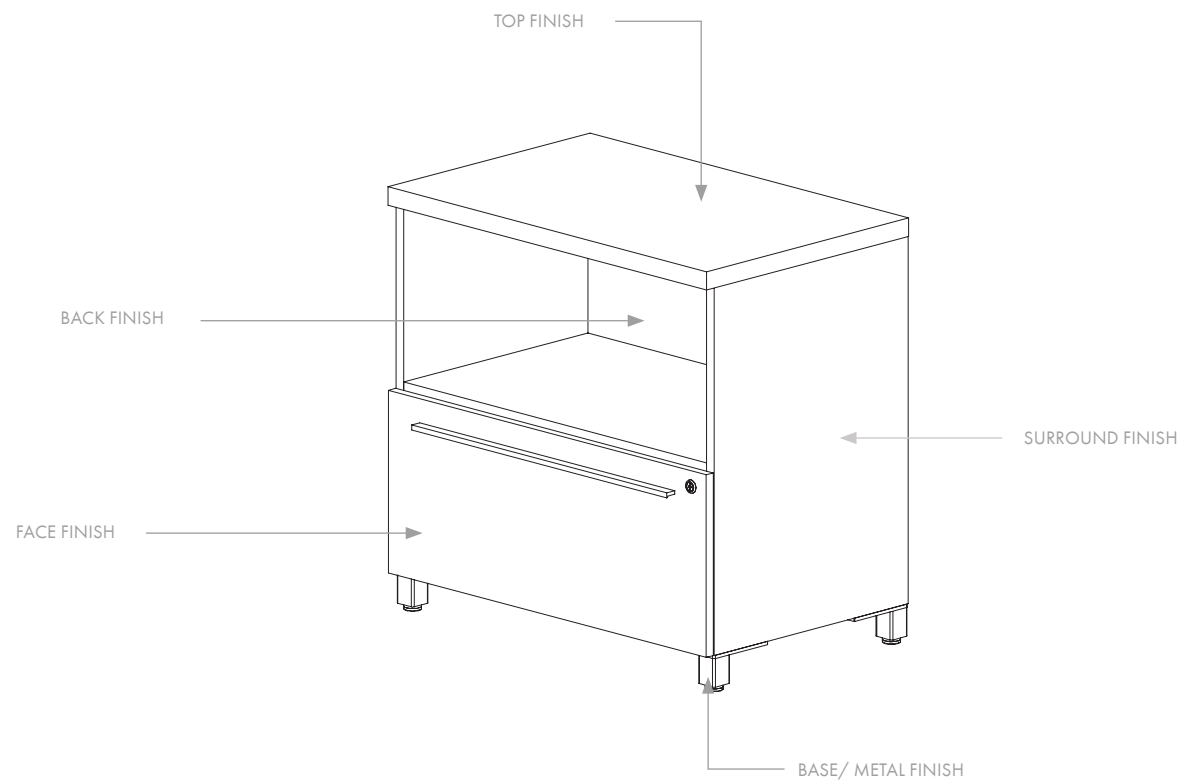
**STORAGE**

# MINIM PRIVATE OFFICE | STORAGE

## CONFIGURATIONS

### Example Configuration: MSLF-291829-2S-T3B1S1F1R1

MINIM Private Office Storage - Lateral file - 29" W x 18" D x 29" H - 2 open shelves  
 - Natural oak veneer top finish - White base finish - White laminate surround finish -  
 White laminate face finish - White laminate back finish



**Notes:**  
 - Base/metal finish includes hardware finish as well  
 \*Storage types are indicated with quantity and direction (if applicable)  
 EX: 2 Shelves = 2S, 2 shelves on left side and 2 file drawers on right side = L2S-R2F  
 \*\*Face Finish indicates shelf finish for open units





LATERAL FILE, 2 HIGH | FILE/FILE



LATERAL FILE, 2 HIGH | OPEN/FILE



DOUBLE LATERAL FILE, 2 HIGH | OPEN/OPEN/OPEN/OPEN



DOUBLE LATERAL FILE, 2 HIGH | OPEN/HINGED DOORS



LATERAL FILE, 2 HIGH | OPEN/OPEN



LATERAL FILE, 2 HIGH | HINGED DOORS



LOW PEDESTAL | OPEN/OPEN



LOW PEDESTAL | OPEN/BOX/FILE



DOUBLE LATERAL FILE, 2 HIGH | FILE/FILE/FILE/FILE



DOUBLE LATERAL FILE, 2 HIGH | OPEN/FILE/OPEN/FILE



OVERHEAD CABINET | SLIDING DOORS



ROLLING PEDESTAL | BOX/BOX/FILE



DOUBLE LATERAL FILE, 2 HIGH | HINGED DOORS



DOUBLE LATERAL FILE, 2 HIGH | HINGED DOORS/OPEN



LOW WARDROBE | HINGED DOOR



TALL WARDROBE | HINGED DOOR





OPEN BOOKCASE | OPEN/OPEN/OPEN



OPEN BOOKCASE | OPEN/OPEN/OPEN/OPEN



UPPER OPEN BOOKCASE | OPEN/OPEN/OPEN  
(UPPER STORAGE UNIT)





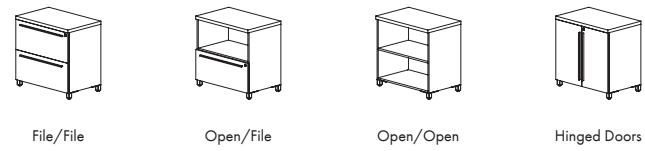
## MINIM PRIVATE OFFICE | STORAGE

Minim Private Office Storage has a multi-dimensional selection of options, curated for personal, team, and shared storage. Mix and match to organize a storage wall in a private office or combine units to create accessible storage in an open plan workspace.

### LATERAL FILE, 2-HIGH

WIDTH	29.5"	36"
DEPTH	18.75"	24"
HEIGHT	24"	29"

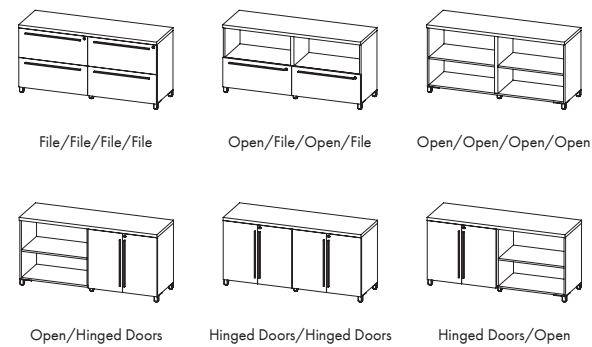
\*Includes Lock



### DOUBLE LATERAL FILE, 2-HIGH

WIDTH	59"
DEPTH	18.75"    24"
HEIGHT	24"    29"

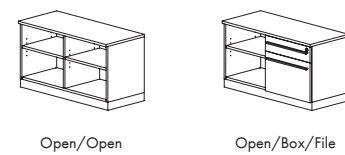
\*Includes Lock



### LOW PEDESTAL

WIDTH	36"
DEPTH	20"
HEIGHT	15.75"

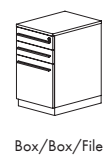
\*Includes Lock



### ROLLING PEDESTAL

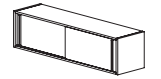
WIDTH	15"
DEPTH	20"
HEIGHT	25"

\*Includes Lock



### OVERHEAD CABINET

WIDTH	47"    54"    60"    66"    71"    78"    84"
DEPTH	15"
HEIGHT	15"



Sliding Doors

### LOW WARDROBE

WIDTH	18"    24"
DEPTH	18.75"    24"
HEIGHT	48"

\*18.75" deep units include x1 coat hook  
\*24" deep unit include x1 coat rod



Hinged Doors

### TALL WARDROBE

WIDTH	18"    24"
DEPTH	18.75"    24"
HEIGHT	72"

\*18" deep units include x1 coat hook  
\*24" deep unit include x1 coat rod



Hinged Doors

### OPEN BOOKCASE

WIDTH	18"    24"
DEPTH	18.75"    24"
HEIGHT	48"    72"



Open/Open/Open



Open/Open/Open/Open

### UPPER OPEN BOOKCASE

WIDTH	29.5"    36"
DEPTH	15"
HEIGHT	42"    48"



Open/Open/Open




SHAKESHACK HQ, NEW YORK

## FINISHES


### STORAGE

#### TOP




**Laminate**  
 (01) White  
 (02) Black  
**Wood Veneer**  
 (03) Natural Oak  
 (04) White Washed Ash  
 (05) Walnut

#### SURROUND/FACE/BACK\*



**Laminate**  
 (01) White  
 (02) Black  
**Wood Veneer**  
 (03) Natural Oak  
 (04) White Washed Ash  
 (05) Walnut

#### BASE



**Metal**  
 (B1) White  
 (B2) Black  
 (B3) Graphite

**Note:**  
 - Standard units come with laminate surround and face finishes and wood veneer top finish.  
 - Base finish includes feet and hardware finish  
 \* Back panel finish can be selected on open shelf units. All other units, back panel will match surround finish.









MINIM PRIVATE OFFICE  
**ACCESSORIES**

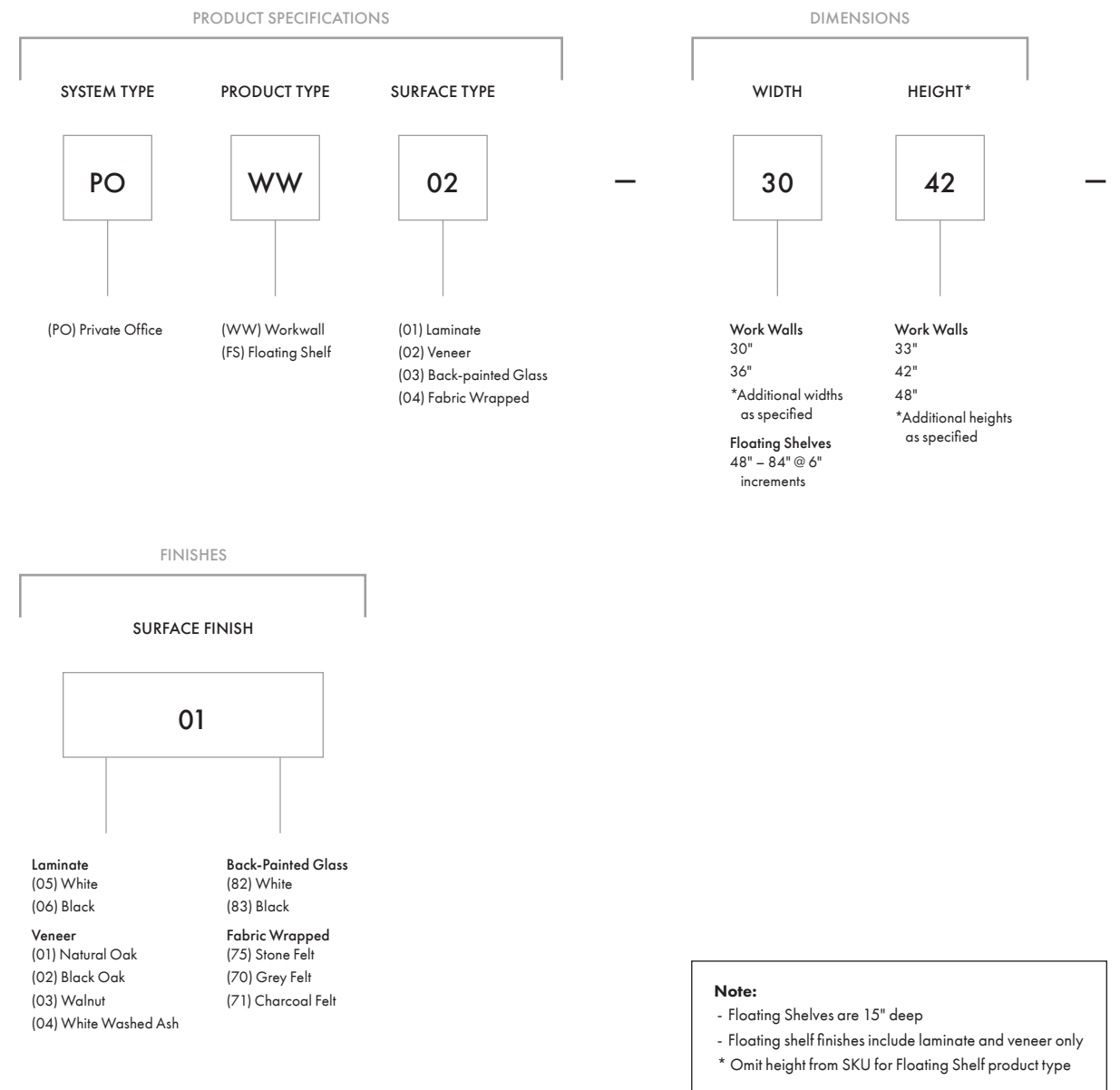
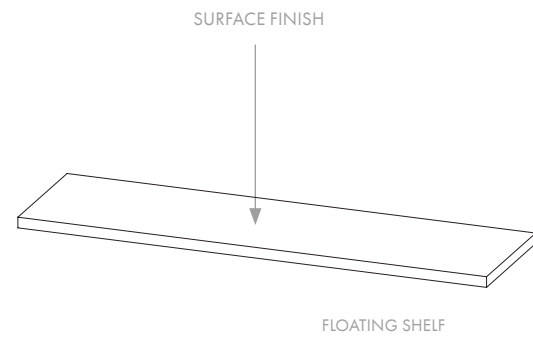
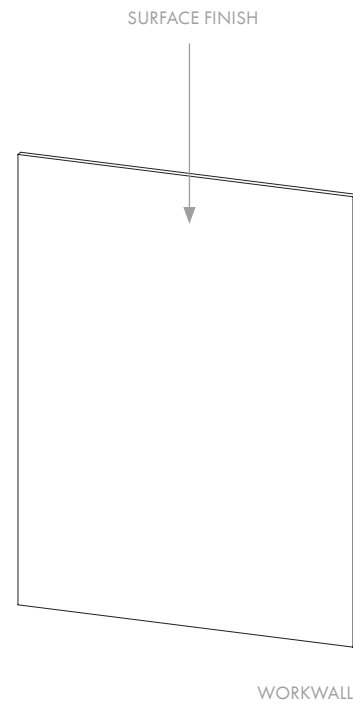


# MINIM PRIVATE OFFICE | WORKWALLS + FLOATING SHELVES

## CONFIGURATIONS

### Example Configuration: POWW02-3042-01

MINIM Private Office Workwall - Wood veneer panel - 30" W" x 42" H - Natural oak veneer finish





WORKWALL



FLOATING SHELF

## WORKWALLS + FLOATING SHELVES

Minimi Private Office Collection offers Workwalls and Floating Shelves to elevate the use of vertical space in any office layout.

From fabric tack boards to back painted glass you can write on, a variety of Workwall finish options allow you to customize your space. Standardized Workwall panel sizes are available in widths of 30" or 36" and heights of 33", 42", or 48" that can be combined for a variety of spans to fit your needs. Custom panel sizes are also available.

Floating Shelves can provide additional storage for areas with limited floor space or create display solutions for office personalization. Shelves are available in multiple widths ranging from 47" up to 84" with a depth of 15".

### SIZES

#### WORKWALL

WIDTHS	30"	36"	
HEIGHT	33"	42"	48"

*\*Custom sizes also available*

#### FLOATING SHELF

WIDTHS	47"	54"	59"	66"	71"	78"	84"
DEPTH	15"						

**Note:**  
- Floating Shelf includes concealed mounting hardware





SPLIT FIXED HEIGHT DESK | DOUBLE LATERAL FILE, 2 HIGH | UPPER OPEN BOOKCASE | WORKWALL


## FINISHES

### BACK PAINTED GLASS




**Back Painted Glass**  
 (82) White  
 (83) Black

### FABRIC WRAPPED




**Fabric Wrapped**  
 (75) Stone Felt  
 (70) Grey Felt  
 (71) Charcoal Felt

### LAMINATE



**Laminate**  
 (05) White  
 (06) Black

### VENEER



**Veneer**  
 (01) Natural Oak  
 (02) Black Oak  
 (03) Walnut  
 (04) White Washed Ash







U H U R U

UHURUDESIGN.COM

info@uhurudesign.com

718 855 6519

Copyright © 2023 Uhuru Design  
07 19 23